

[54] BRACE HOLDER FOR GASOLINE PUMP FLOW HANDLE

[76] Inventor: Denis Friezner, 16904 Lorne St., Van Nuys, Calif. 91406

[**] Term: 14 Years

[21] Appl. No.: 897,520

[22] Filed: Aug. 18, 1986

[52] U.S. Cl. D8/354; 74/526

[58] Field of Search D8/349, 354; 74/526; 141/392; 248/339, 359; D15/9.1; D11/90; D6/552

[56] References Cited

U.S. PATENT DOCUMENTS

- D. 254,050 1/1980 Fitzgerald D8/349
- D. 254,837 4/1980 Breaux D15/9.1
- D. 255,066 5/1980 Hadgis D15/9.1 X
- D. 255,321 6/1980 Stelman D8/354
- D. 258,114 2/1981 Maynor, Jr. D8/359 X

- D. 266,905 11/1982 Wallis D8/349
- D. 282,048 1/1986 Scanlon D8/354 X
- 4,210,181 7/1980 Clevenger 141/392
- 4,278,116 7/1981 Opp 74/526 X
- 4,337,917 7/1982 Tesack D8/354 X

Primary Examiner—Horace B. Fay
Attorney, Agent, or Firm—Charles H. Schwartz;
Ellsworth R. Roston

[57] CLAIM

The ornamental design for a brace holder for gasoline pump flow handle, as shown and described.

DESCRIPTION

FIG. 1 is a perspective view of a brace holder for gasoline pump flow handle showing my new design; FIG. 2 is a left side elevational view thereof; FIG. 3 is a front elevational view thereof; FIG. 4 is a right side elevational view thereof; FIG. 5 is a back elevational view thereof; FIG. 6 is a top plan view thereof; and FIG. 7 is a bottom plan view thereof.

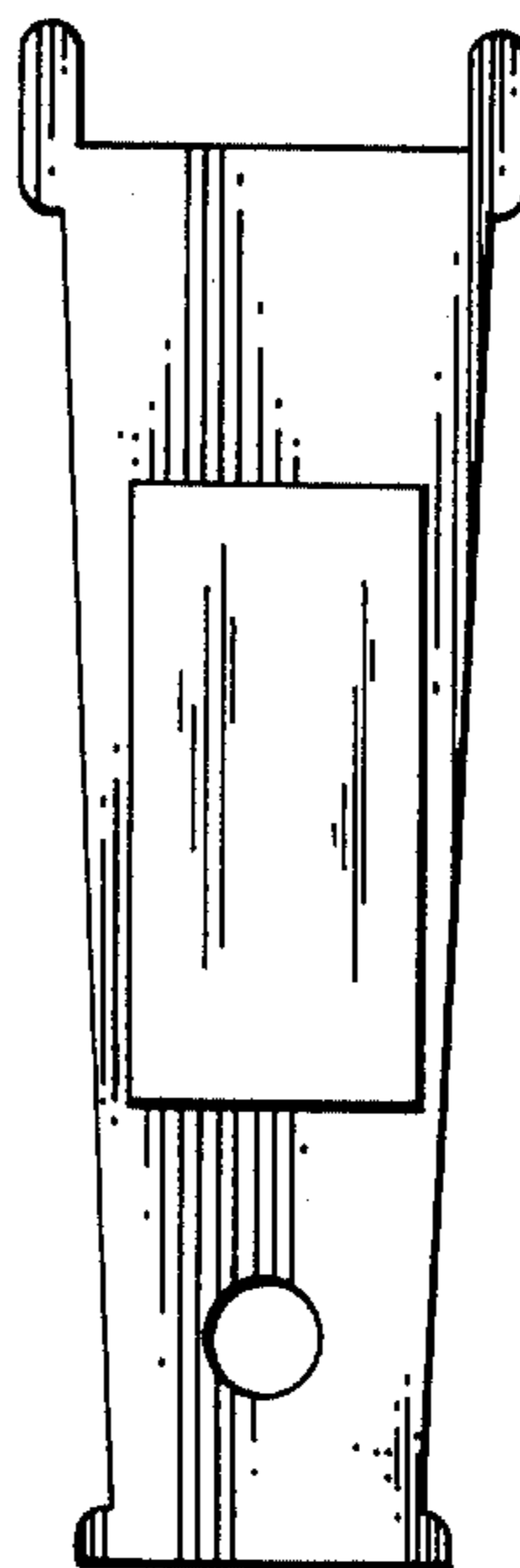
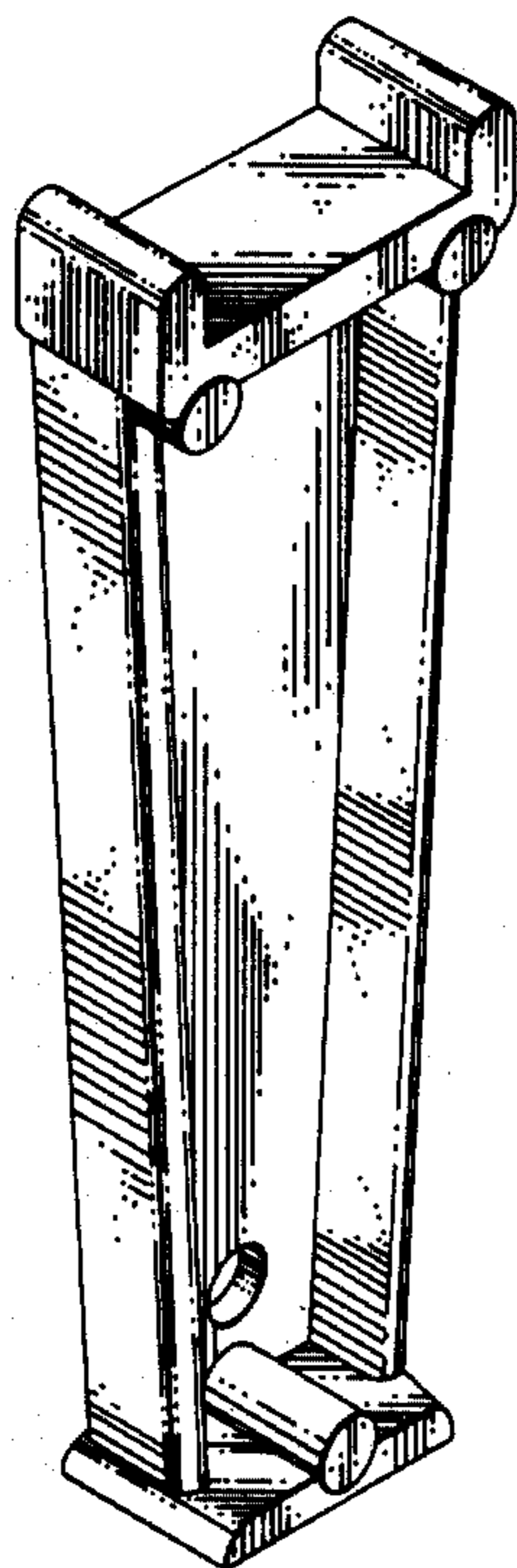


FIG. 1

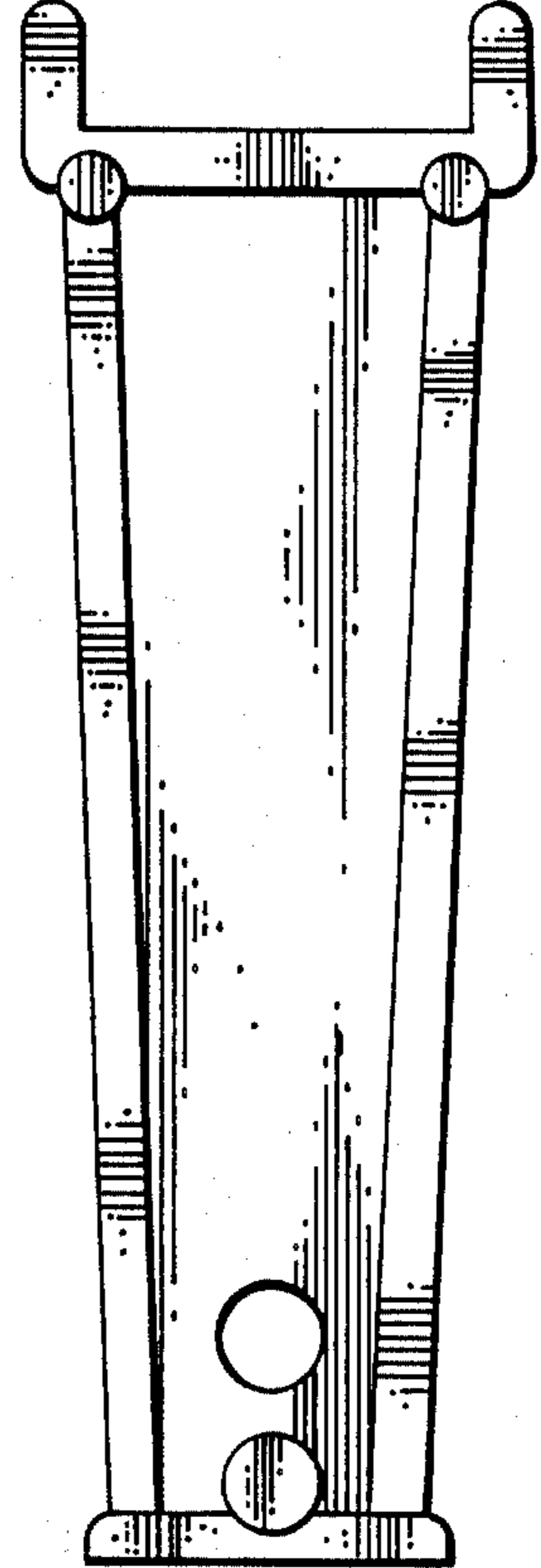

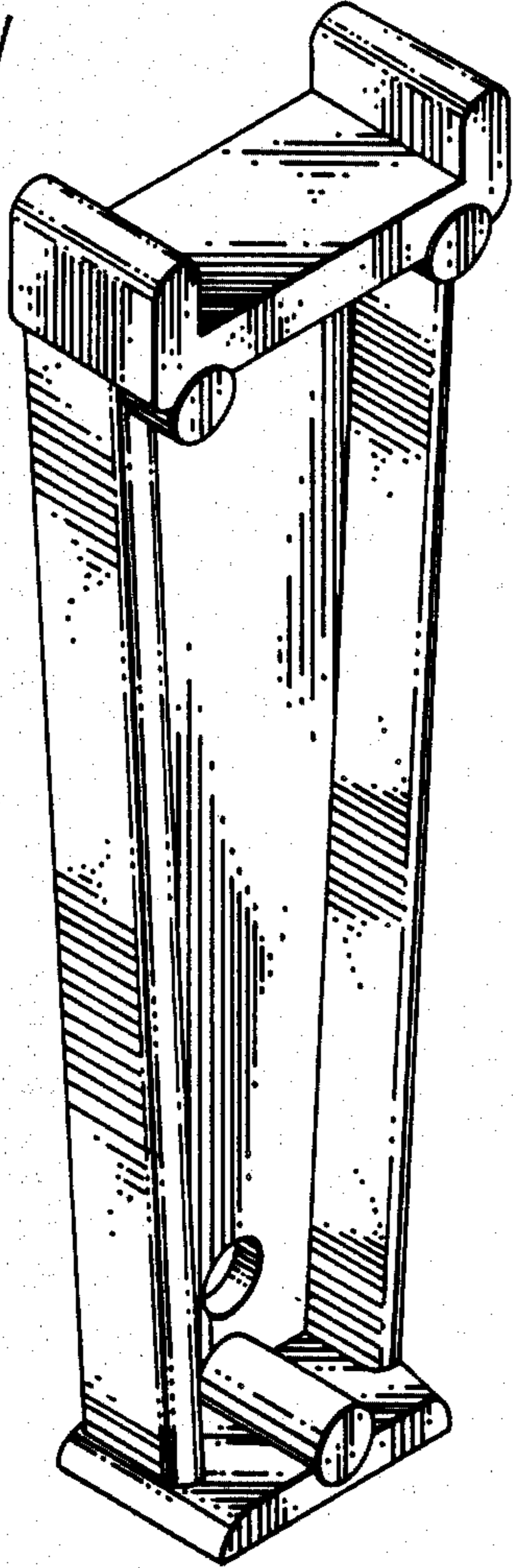


FIG. 2

FIG. 3

FIG. 4

FIG. 5

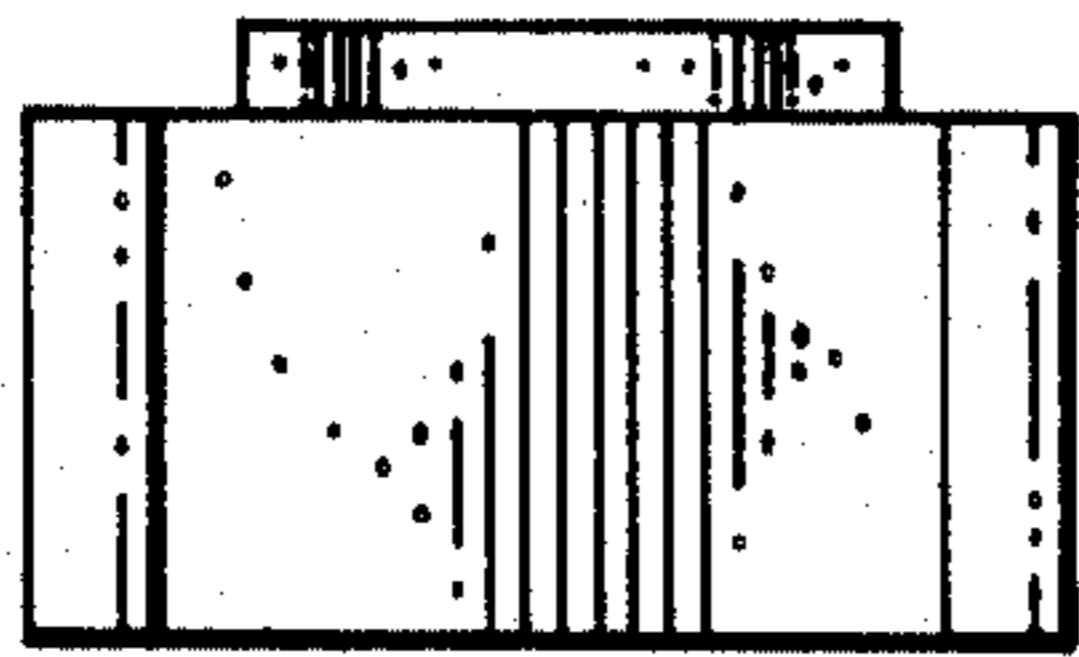


FIG. 6



FIG. 7

