

# United States Patent [19]

Bellon

[11] Patent Number: Des. 297,609

[45] Date of Patent: \*\* Sep. 13, 1988

[54] MULTI-PURPOSE TOOL

[75] Inventor: William Bellon, 3306½ Olyphant Ave., Scranton, Pa. 18509

[73] Assignees: William Bellon; George Fretto, both of Scranton, Pa.

[\*\*] Term: 14 Years

[21] Appl. No.: 787,539

[22] Filed: Oct. 15, 1985

[52] U.S. Cl. .... D8/105; 7/138; D8/55

[58] Field of Search ..... D8/14, 26, 27, 51, 52, D8/55, 105, 106, 107; 7/125, 127, 128, 138, 139; 81/439, 450, 2, 119; 294/3

[56] References Cited

U.S. PATENT DOCUMENTS

D. 255,539	6/1980	Graham	.....	D8/55
D. 287,332	12/1986	Gamble	.....	D8/105
529,707	11/1894	Clay	.....	81/119
1,508,967	9/1924	Fernandez	.....	7/128
2,071,897	2/1937	Pazzano	.....	7/127
2,822,714	2/1958	Paparelli	.....	81/439
3,494,040	2/1970	Goodwin	.....	D8/105 X

3,894,451	7/1975	Putsch	.....	D8/52 X
4,125,913	11/1978	Lewis	.....	7/138

FOREIGN PATENT DOCUMENTS

1064990	12/1953	France	.....	7/127
113768	3/1918	United Kingdom	.....	7/128

OTHER PUBLICATIONS

"Do-It-Yourself Retailing", Apr. 1986, p. 1, Channel Lock advertisement ©1985.

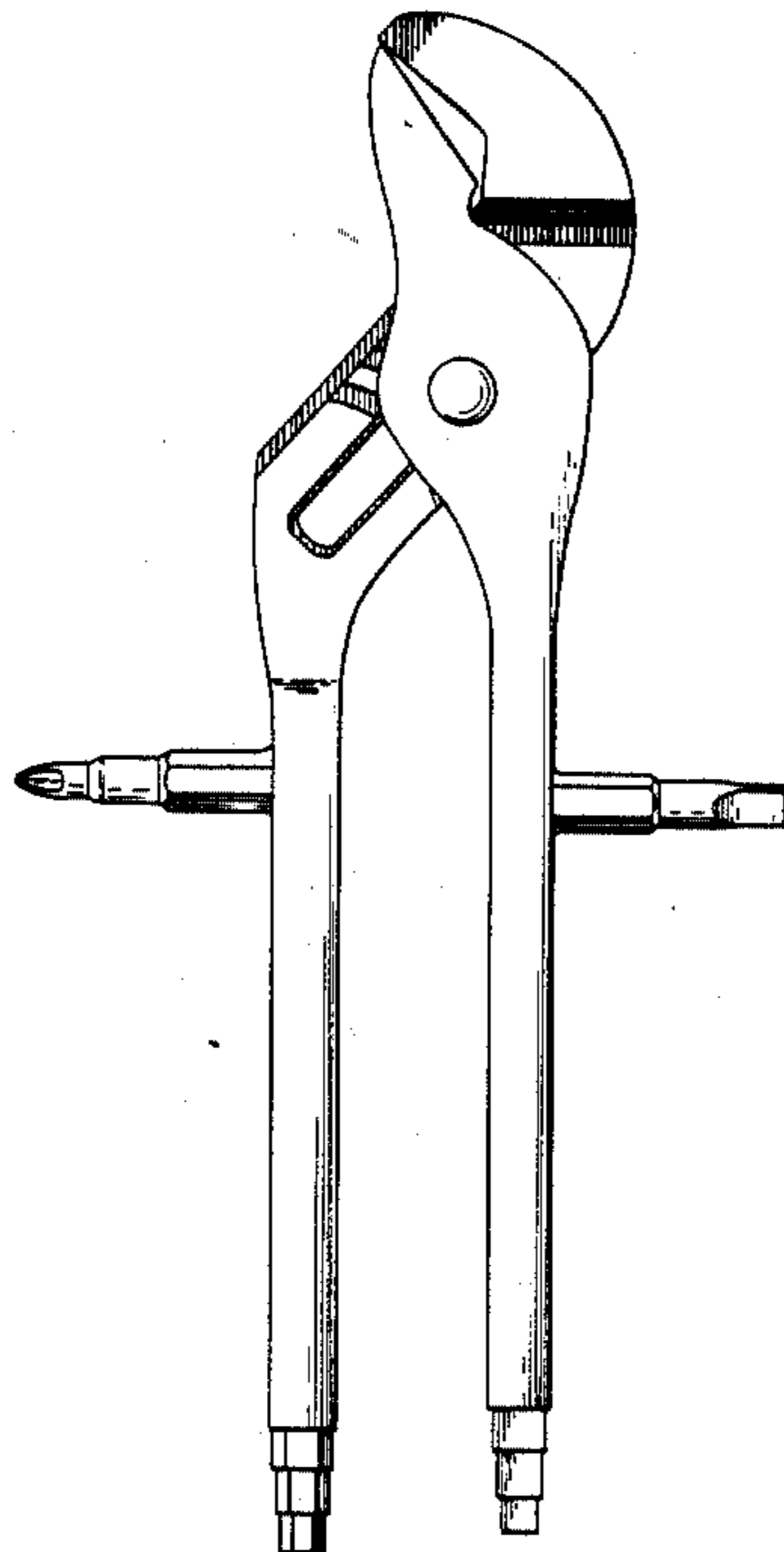
Primary Examiner—Wallace R. Burke  
Assistant Examiner—Clare E. Heflin  
Attorney, Agent, or Firm—Steele, Gould & Fried

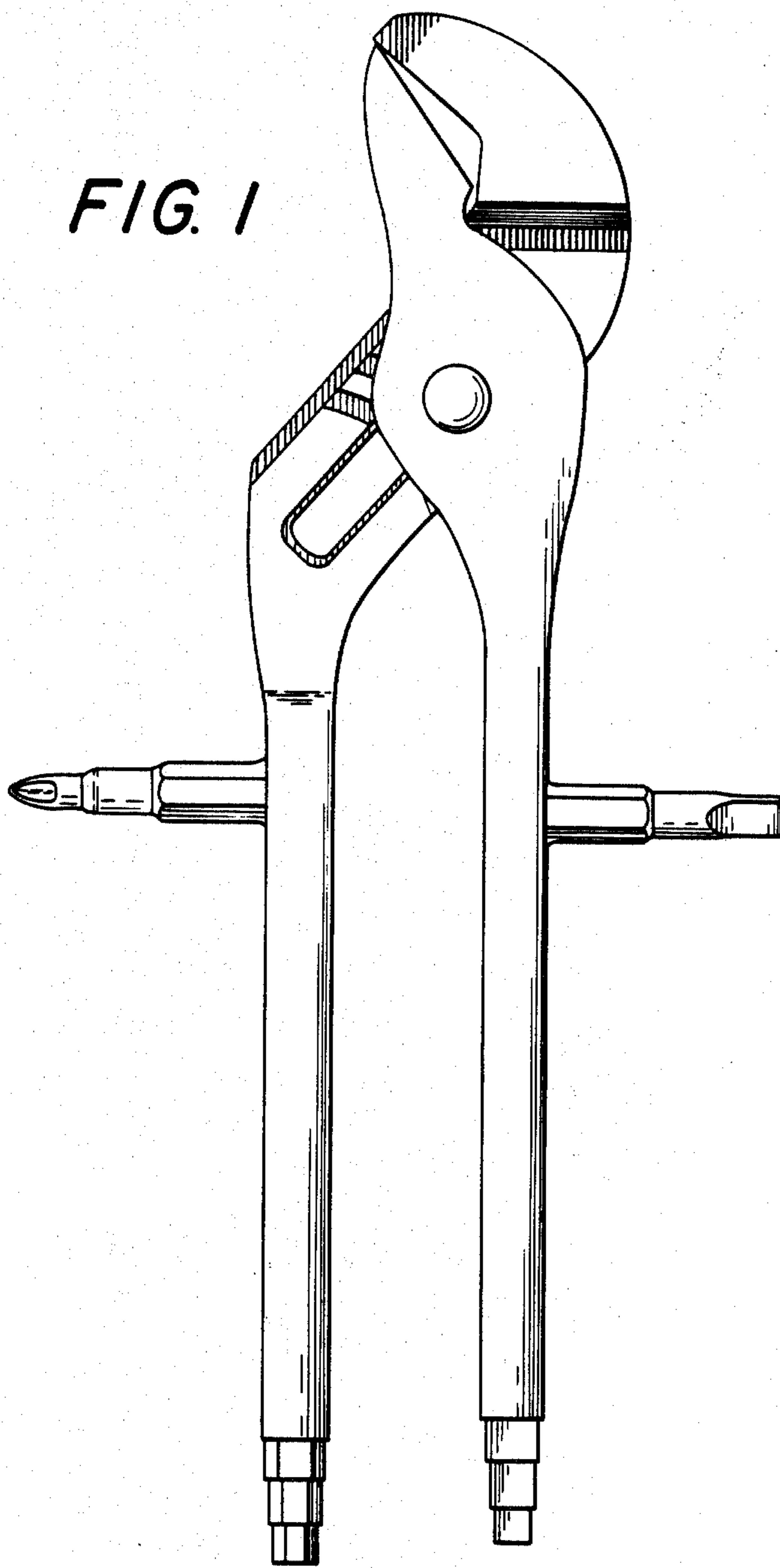
[57] CLAIM

The ornamental design for a multi-purpose tool, as shown and described.

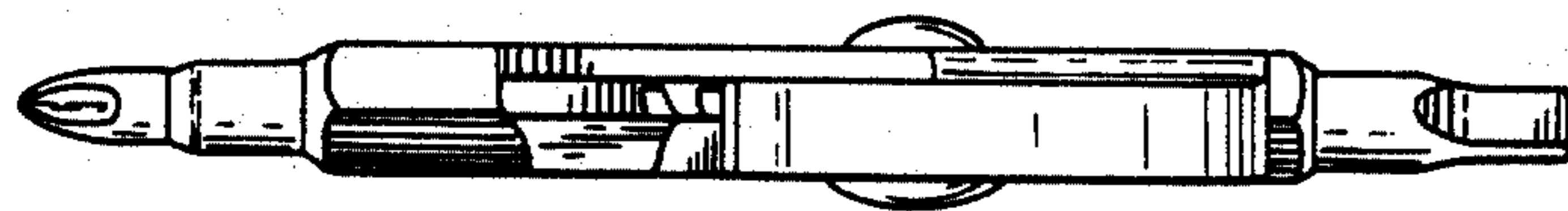
DESCRIPTION

FIG. 1 is a side elevational view of the multi-purpose tool showing my new design;  
FIG. 2 is an opposite side elevational view thereof;  
FIG. 3 is a front elevational view thereof;  
FIG. 4 is a rear elevational view thereof;  
FIG. 5 is a top plan view thereof;  
FIG. 6 is a bottom plan view thereof.





**FIG. 3**



**FIG. 5**

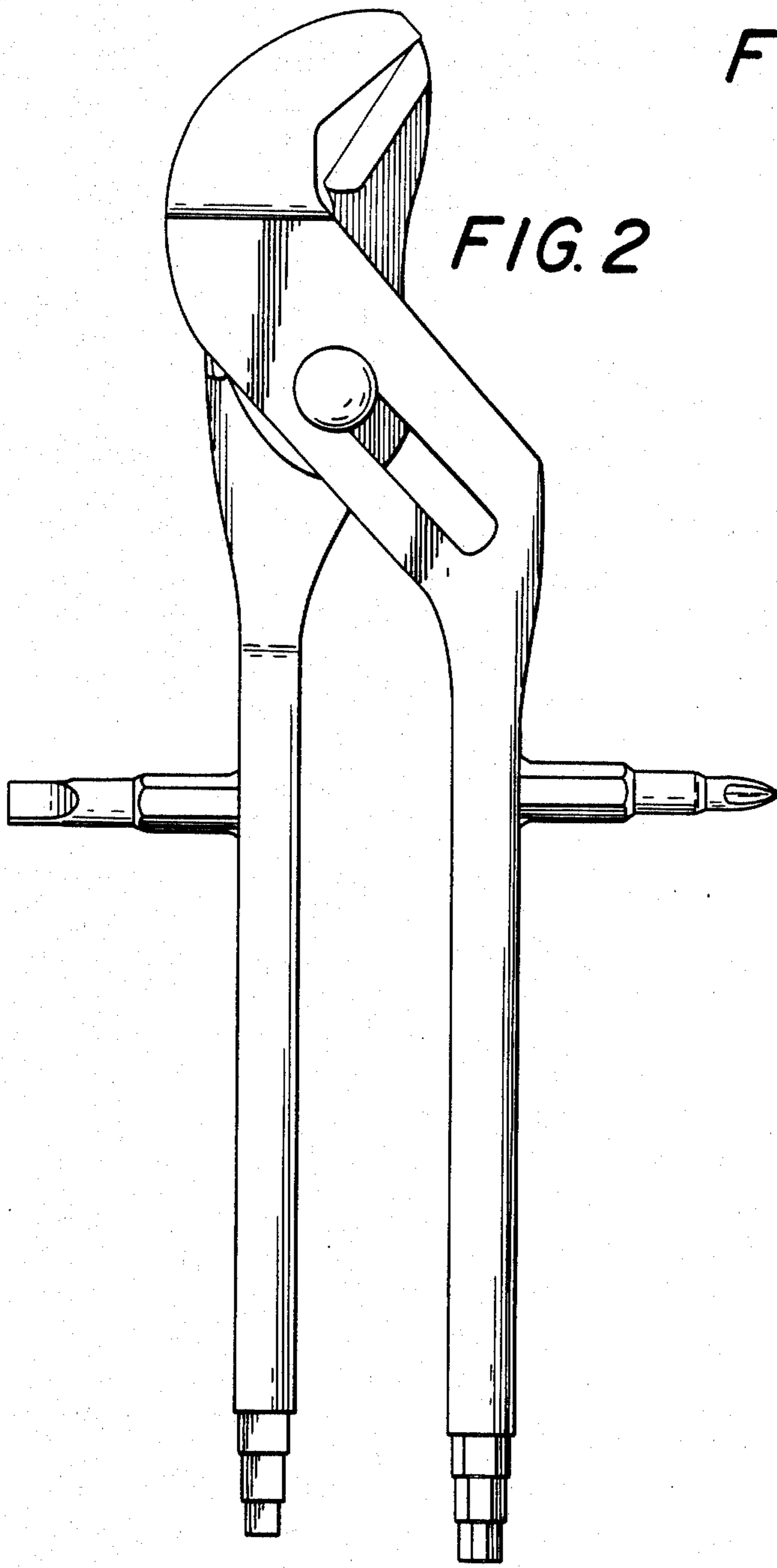


FIG. 2

FIG. 4

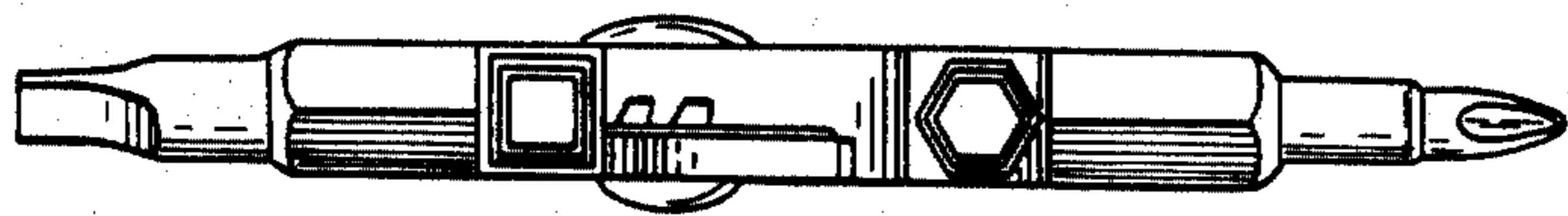


FIG. 6