

[54] TELEPHONE STAND

[75] Inventors: Randy R. Daniels, Manalapan; Perry W. Diamantis, E. Brunswick; Richard H. Frenkiel, Englishtown; Sompopol Jampathom, Ocean; Richard Joffe, Palisades Park, all of N.J.

[73] Assignees: American Telephone and Telegraph Company; AT&T Information Systems, Inc., both of Murray Hill, N.J.

[*] Notice: The portion of the term of this patent subsequent to Jul. 22, 2000 has been disclaimed.

[**] Term: 14 Years

[21] Appl. No.: 5,021

[22] Filed: Jan. 20, 1987

[52] U.S. Cl. D14/60; D14/64; 379/440

[58] Field of Search D14/52, 53, 60; 379/436, 428, 446; D21/111

[56] References Cited

U.S. PATENT DOCUMENTS

D. 252,331	7/1979	Baase et al.	D14/60
D. 265,559	7/1982	Janda	D14/53 X
D. 278,814	5/1985	Genaro et al.	D14/60
D. 279,776	7/1985	Mitchell	D14/59 X
D. 280,098	8/1985	McGarvey et al.	D14/60
D. 284,764	7/1986	Felix et al.	D14/60
D. 285,554	9/1986	Baumont et al.	D14/60 X
D. 287,493	12/1986	Young	D14/60 X

Primary Examiner—Horace B. Fay
Attorney, Agent, or Firm—Samuel R. Williamson

[57] CLAIM

The ornamental design for a telephone stand, as shown and described.

DESCRIPTION

FIG. 1 is a left side, top and front perspective view of a telephone stand showing our new design; FIG. 2 is a side elevation thereof, the opposite side being essentially a mirror image of the side shown; FIG. 3 is a top plan view thereof; FIG. 4 is a bottom plan view thereof; FIG. 5 is a front elevation thereof; and FIG. 6 is a rear elevation view thereof.


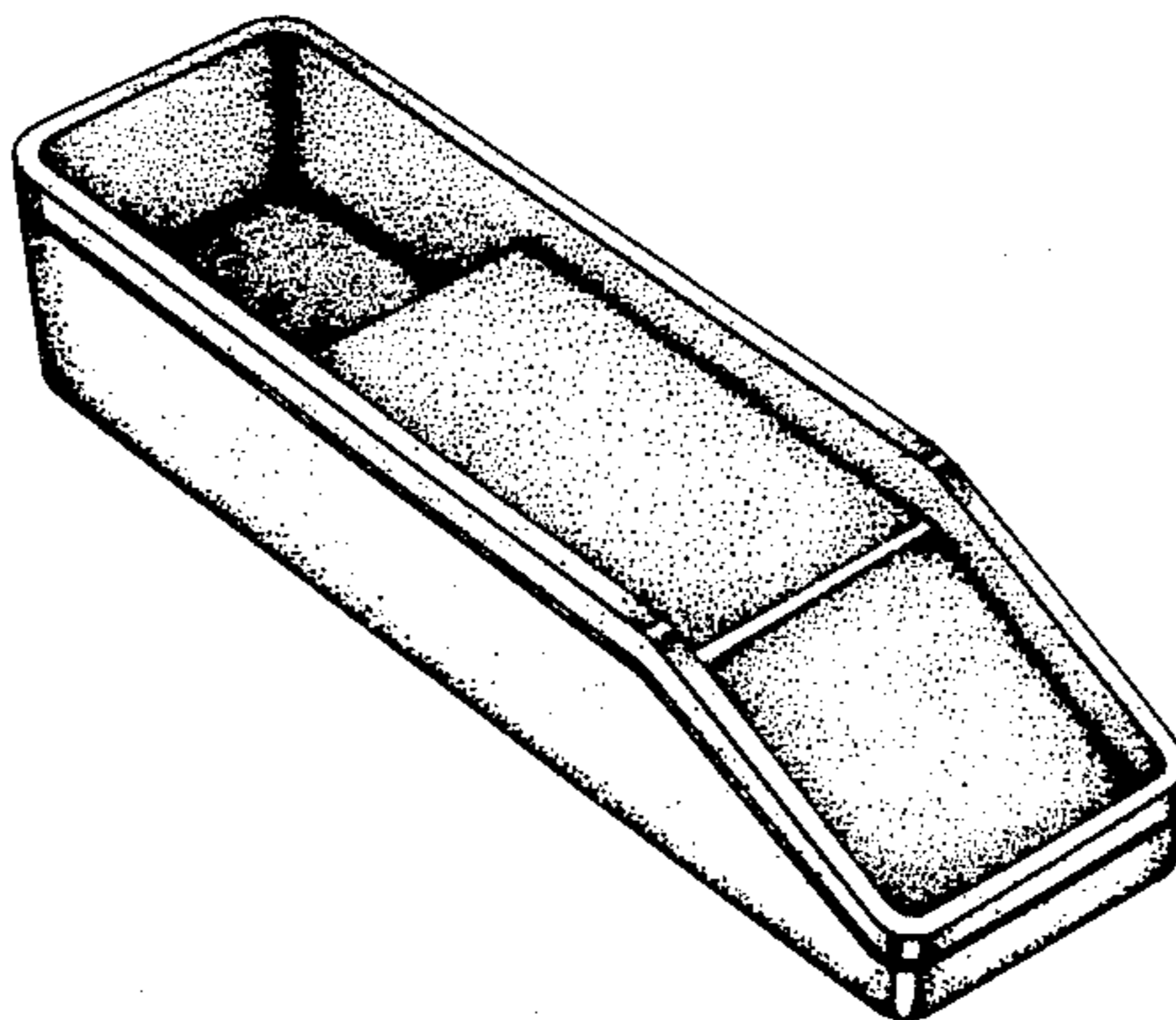


FIG. 1

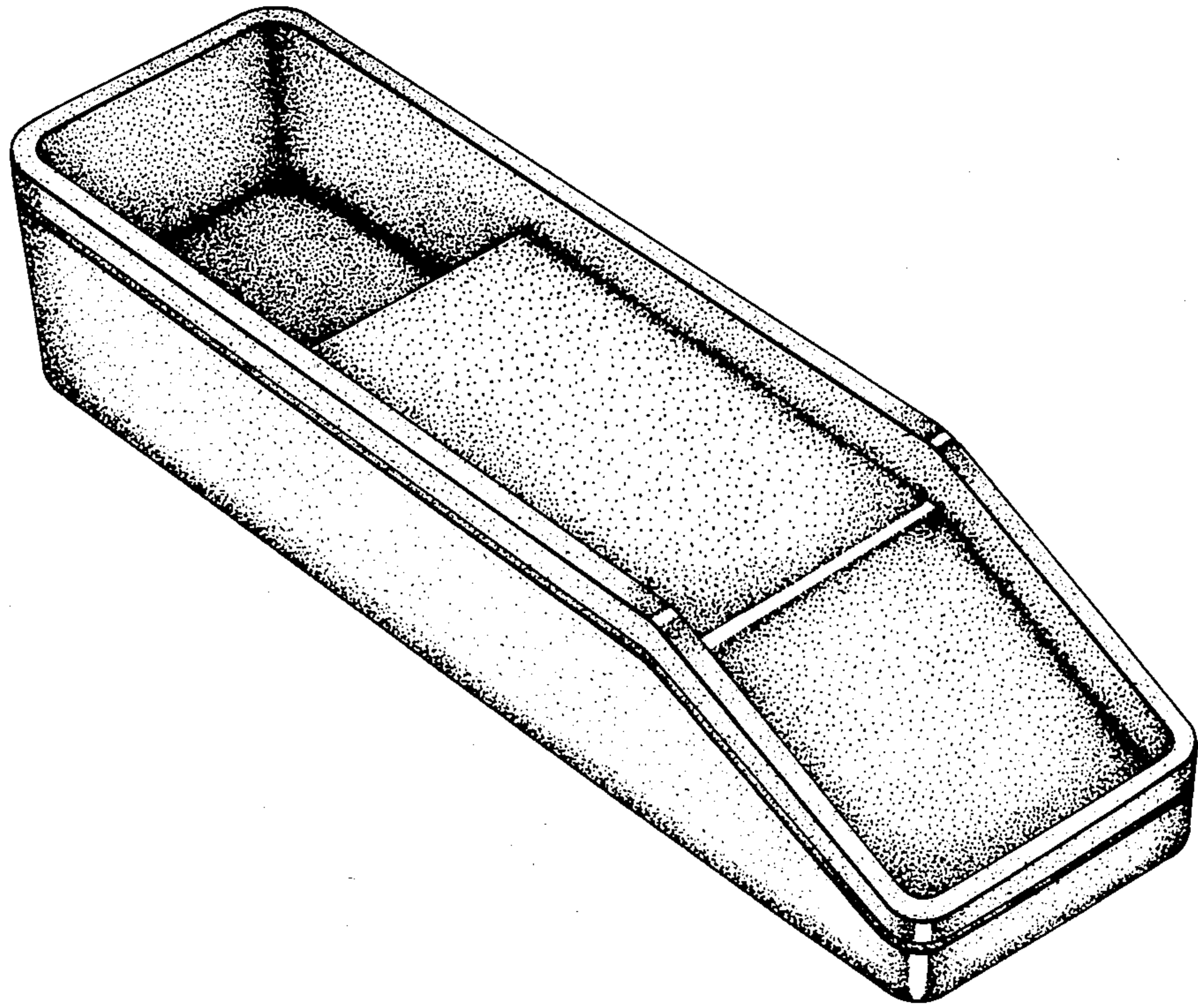


FIG. 2




FIG. 3




FIG. 4




FIG. 5

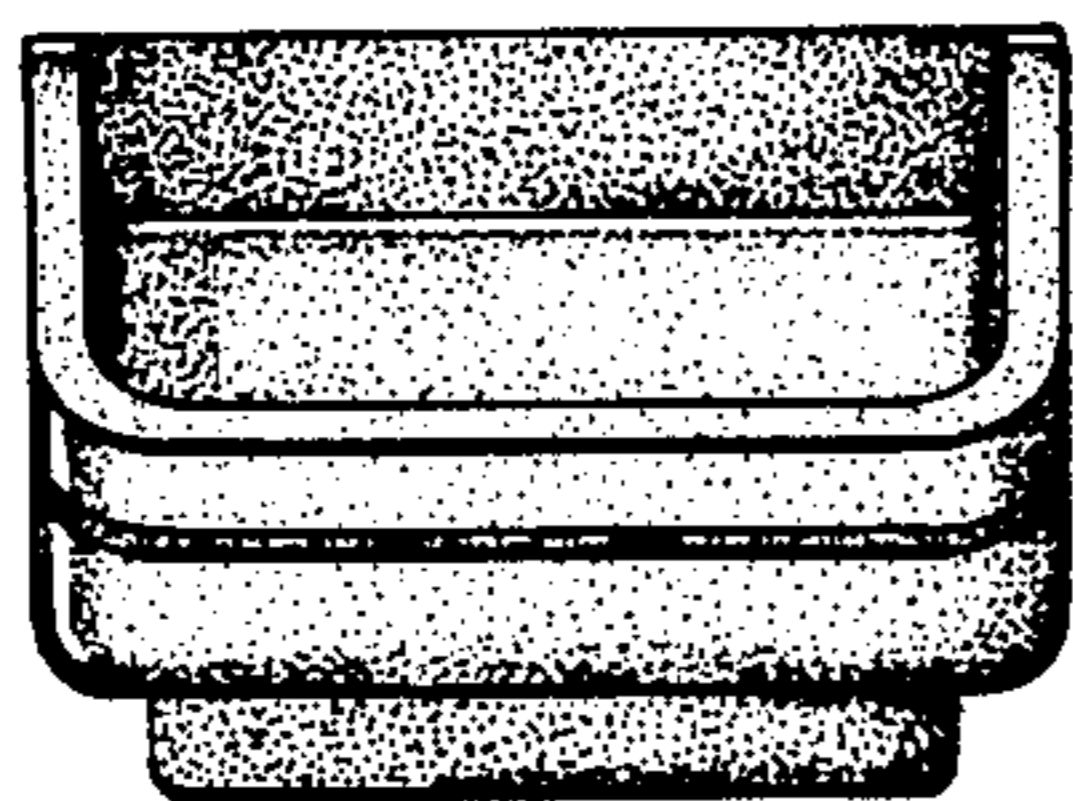


FIG. 6

