

[54] BATTERY POWERED ALARM TRANSMITTER

[75] Inventor: John S. Yuen, Kowloon, Hong Kong

[73] Assignee: John Manufacturing Limited, Kowloon, Hong Kong

[\*\*] Term: 14 Years

[21] Appl. No.: 767,636

[22] Filed: Aug. 20, 1985

[30] Foreign Application Priority Data

Apr. 3, 1985 [GB] United Kingdom ..... 1025983

[52] U.S. Cl. .... D10/106; D14/95

[58] Field of Search ..... D10/104, 106; 340/540, 340/542, 565, 566, 573, 571, 572, 321, 328; D14/68, 70, 95; 455/100, 128, 347, 353, 351

[56] References Cited

U.S. PATENT DOCUMENTS

D. 198,032 4/1964 Leland ..... D14/95

D. 221,555	8/1971	Krolopp	.....	D14/68
D. 263,709	4/1982	Ando	.....	D14/95
D. 273,786	5/1984	Owerko	.....	D10/104 X
D. 277,465	2/1985	MacDonald	.....	D10/106
D. 278,905	5/1985	Scheid et al.	.....	D14/68
D. 293,088	12/1987	Brown et al.	.....	D10/106
2,710,345	6/1955	Stephens	.....	455/100
4,057,794	11/1977	Grossfield	.....	455/128
4,491,970	1/1985	La White et al.	.....	455/128

Primary Examiner—Catherine E. Kemper  
Attorney, Agent, or Firm—Fay, Sharpe, Beall, Fagan, Minnich & McKee

[57] CLAIM

The ornamental design for a battery powered alarm transmitter, as shown and described.

DESCRIPTION

FIG. 1 is a front elevational view of a battery powered alarm transmitter showing my new design; FIG. 2 is a side elevational view thereof; FIG. 3 is a rear elevational view thereof; FIG. 4 is a top plan view thereof; FIG. 5 is a bottom plan view thereof.

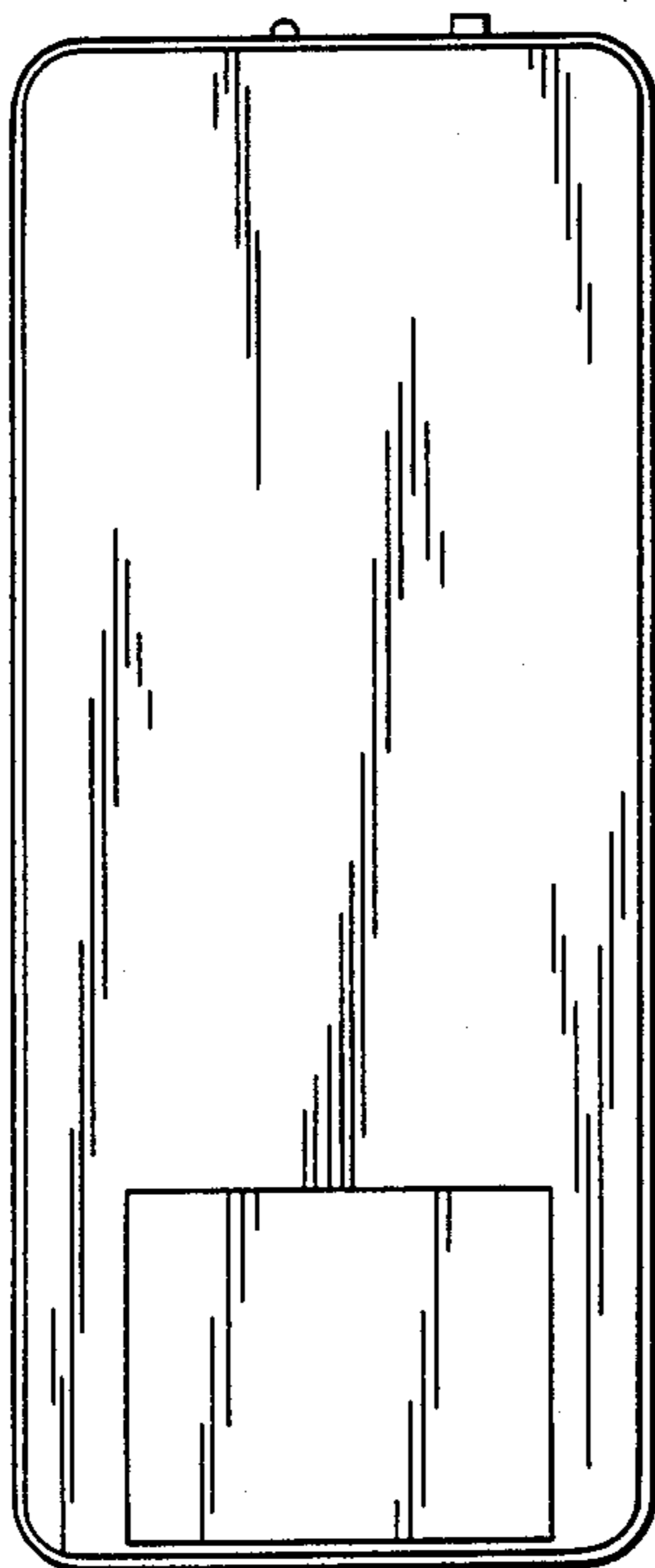


FIG. 1

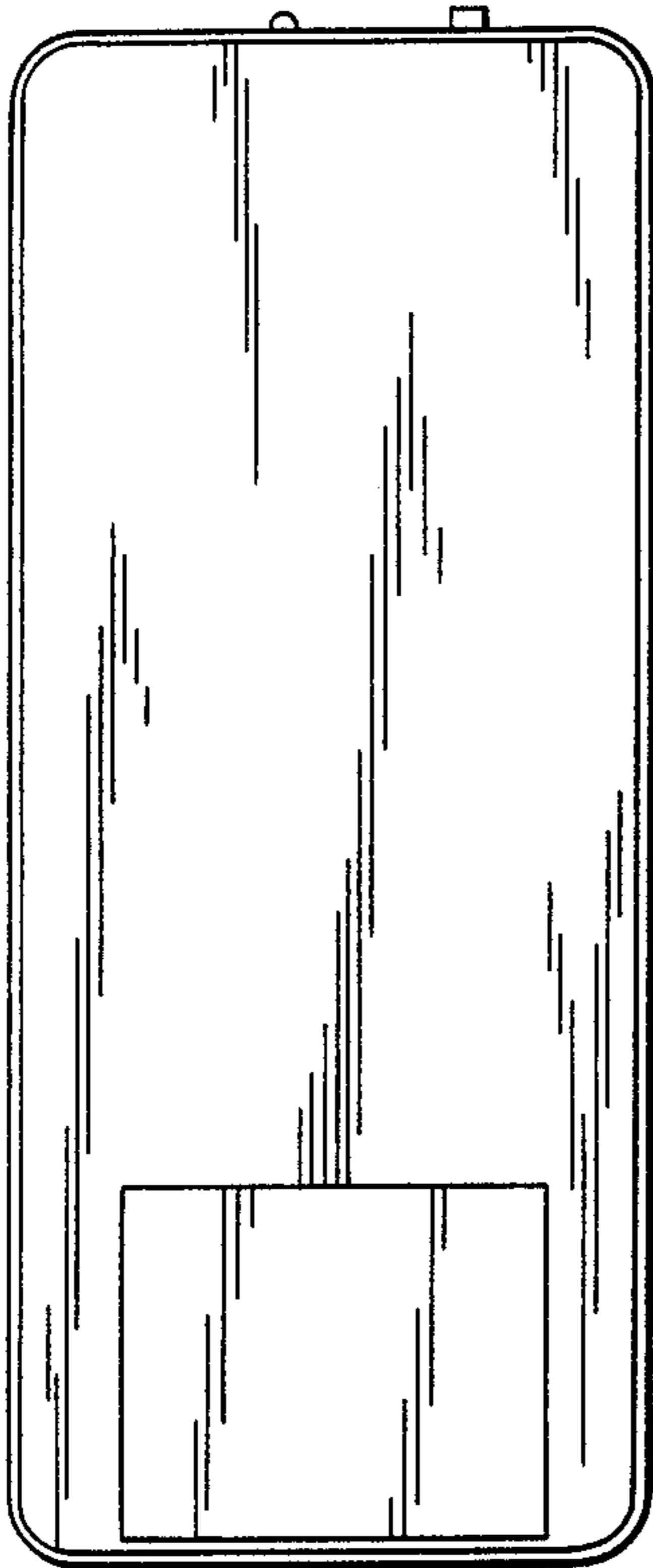


FIG. 2




FIG. 3

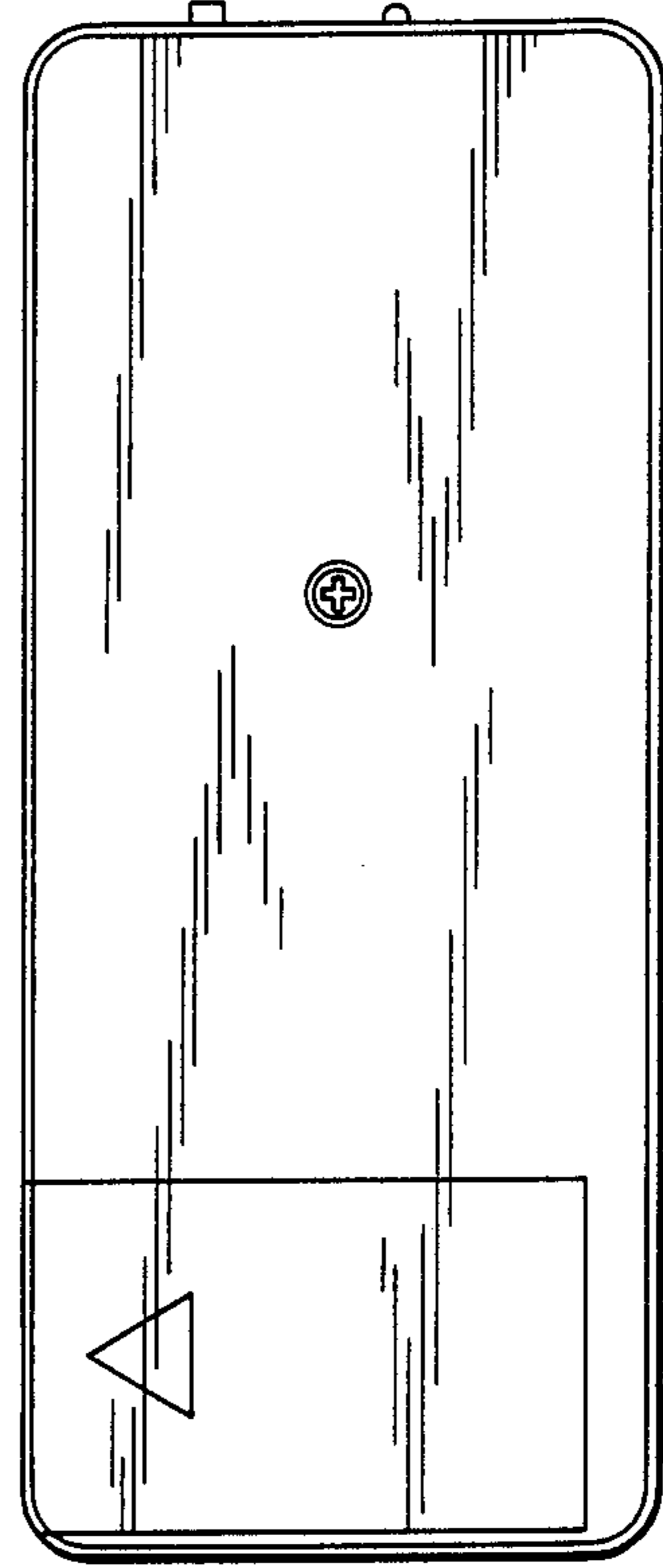


FIG. 4

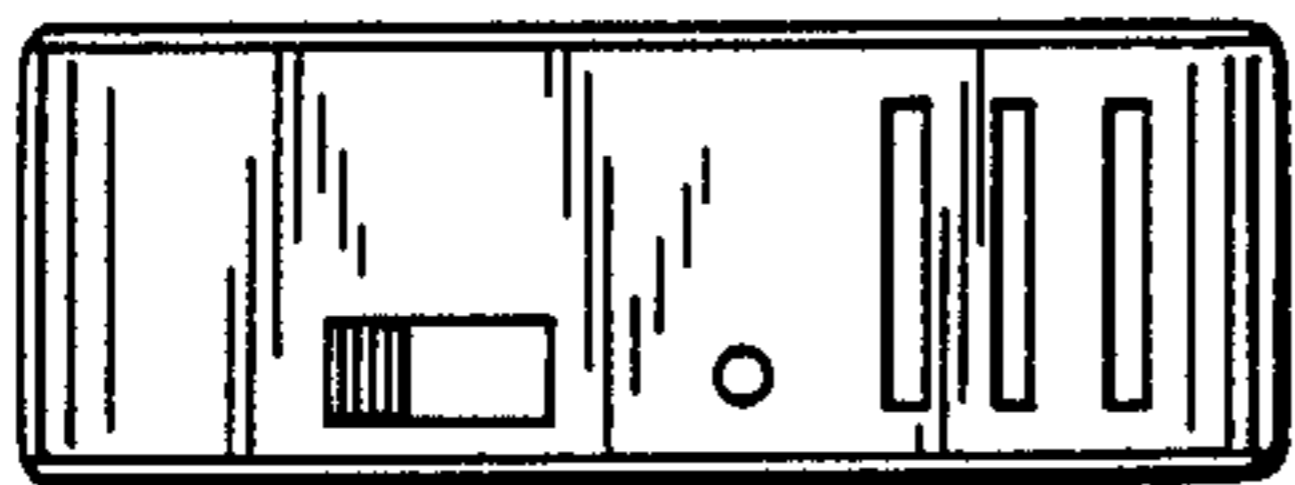


FIG. 5

