

[54] WALL CLOCK

[75] Inventors: Alexander Kowalenko, Arlington Heights; Janice L. Latimer, Des Plaines, both of Ill.

[73] Assignee: Spartus Corporation, Skokie, Ill.

[**] Term: 14 Years

[21] Appl. No.: 8,721

[22] Filed: Jan. 28, 1987

[52] U.S. Cl. D10/22; 434/304; D10/126; D19/64

[58] Field of Search D10/1-39, D10/122-126; D19/59, 62, 64; 368/223, 232, 276-277, 280-282, 285; 434/304, 394

[56] References Cited

U.S. PATENT DOCUMENTS

- D. 55,523 6/1920 Montgomery D10/126
- D. 102,089 11/1936 Moro D10/126 X
- D. 164,601 9/1951 Plepla D10/22 X
- D. 178,184 7/1956 Goldstein D10/6 X
- D. 210,741 4/1968 D'Ercoli D10/22 X

- D. 212,962 12/1968 McLeod D10/22
- D. 273,873 5/1984 Alessio D19/64
- 2,695,463 11/1954 Spooner 434/304
- 2,994,970 8/1961 Spooner 434/304
- 3,364,599 1/1968 Polsky 434/304
- 3,702,507 11/1972 Romey 434/304
- 3,967,389 7/1976 Brooks 434/304

FOREIGN PATENT DOCUMENTS

- 65754 12/1913 Switzerland 434/304
- 17281 of 1915 United Kingdom 434/304
- 1231240 of 1971 United Kingdom 434/304

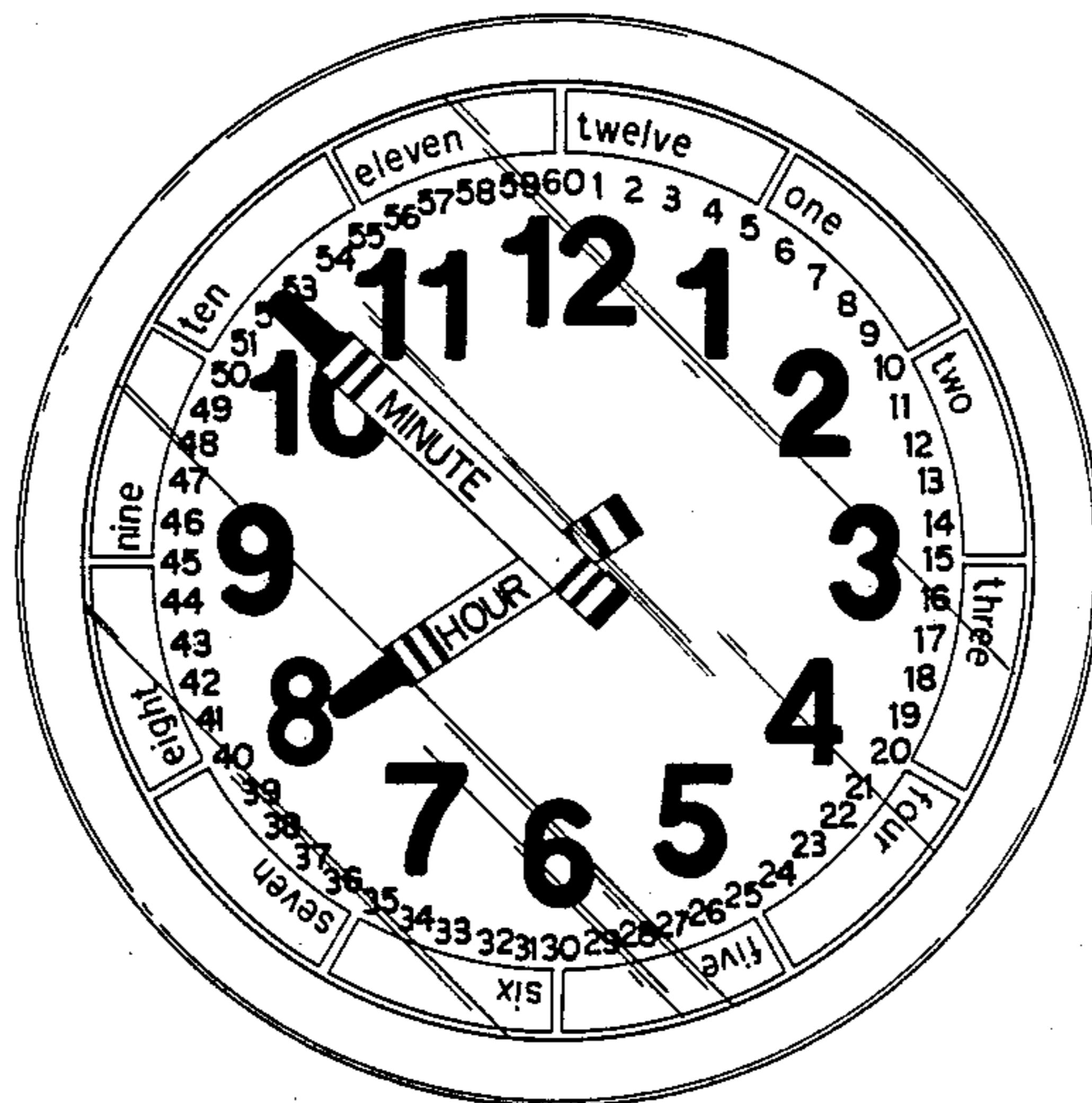
Primary Examiner—Nelson C. Holtje
Attorney, Agent, or Firm—Seidel, Gonda, Goldhammer & Abbott

[57] CLAIM

The ornamental design for a wall clock, substantially as shown and described.

DESCRIPTION

FIG. 1 is a front elevational view of a wall clock showing our new design;
FIG. 2 is a rear elevational view thereof;
FIG. 3 is a typical side elevational view thereof.






FIG. 1

FIG. 2

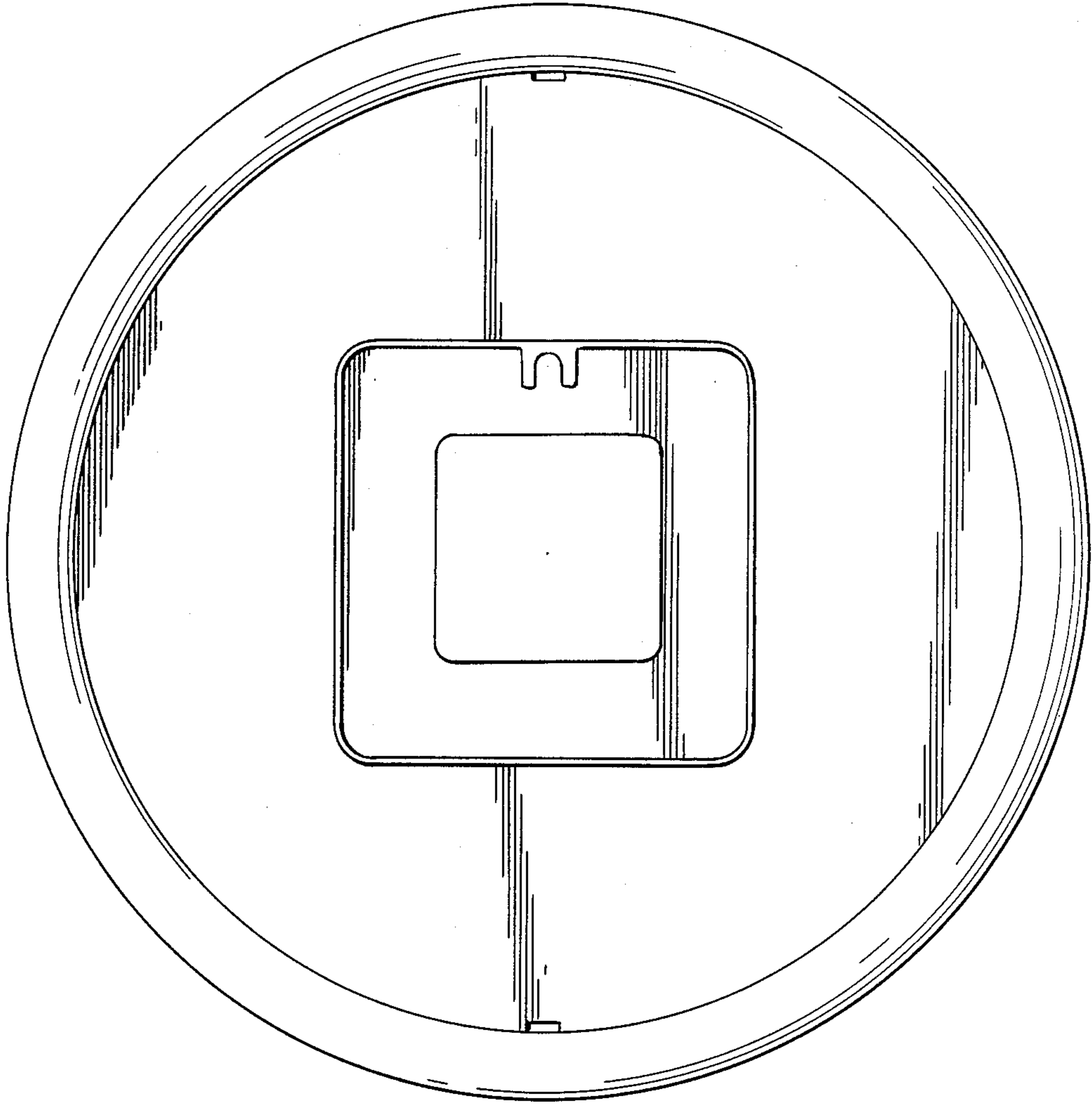


FIG. 3

