

United States Patent [19]

Jeanson et al.

[11] **Patent Number: Des. 297,491**

[45] **Date of Patent: ** Sep. 6, 1988**

[54] **TELEPHONE ENCLOSURE**

[75] **Inventors: Richard L. Jeanson, Watertown;
John B. Olson, Waukesha, both of
Wis.**

[73] **Assignee: Fortec, Inc., Waukesha, Wis.**

[**] **Term: 14 Years**

[21] **Appl. No.: 825,617**

[22] **Filed: Feb. 3, 1986**

[52] **U.S. Cl. D6/555; D6/421**

[58] **Field of Search D6/512, 553, 555, 559,
D6/562, 567, 573-574; D14/56, 60-61;
D25/16; D20/41; 108/33, 150, 152; 312/100;
52/27, 36, 40; 379/428, 435, 437, 440**

[56] **References Cited**

U.S. PATENT DOCUMENTS

D. 244,455 5/1977 Crump et al. D25/16

D. 260,702 9/1981 Hannula et al. D6/421
3,338,002 8/1967 Ericsson et al. D6/573 X

Primary Examiner—Wallace R. Burke
Assistant Examiner—Brian N. Vinson
Attorney, Agent, or Firm—Marshall, O'Toole, Gerstein,
Murray & Bicknell

[57] **CLAIM**

The ornamental design for a telephone enclosure, as shown and described.

DESCRIPTION

FIG. 1 is a perspective view of a telephone enclosure showing our new design, the broken-line showing of the support post being for illustrative purposes and forming no part of the claimed design;
FIG. 2 is a front elevational view thereof;
FIG. 3 is a top plan view thereof;
FIG. 4 is a left side elevational view thereof, the right side being a mirror image; and,
FIG. 5 is a rear elevational view thereof.

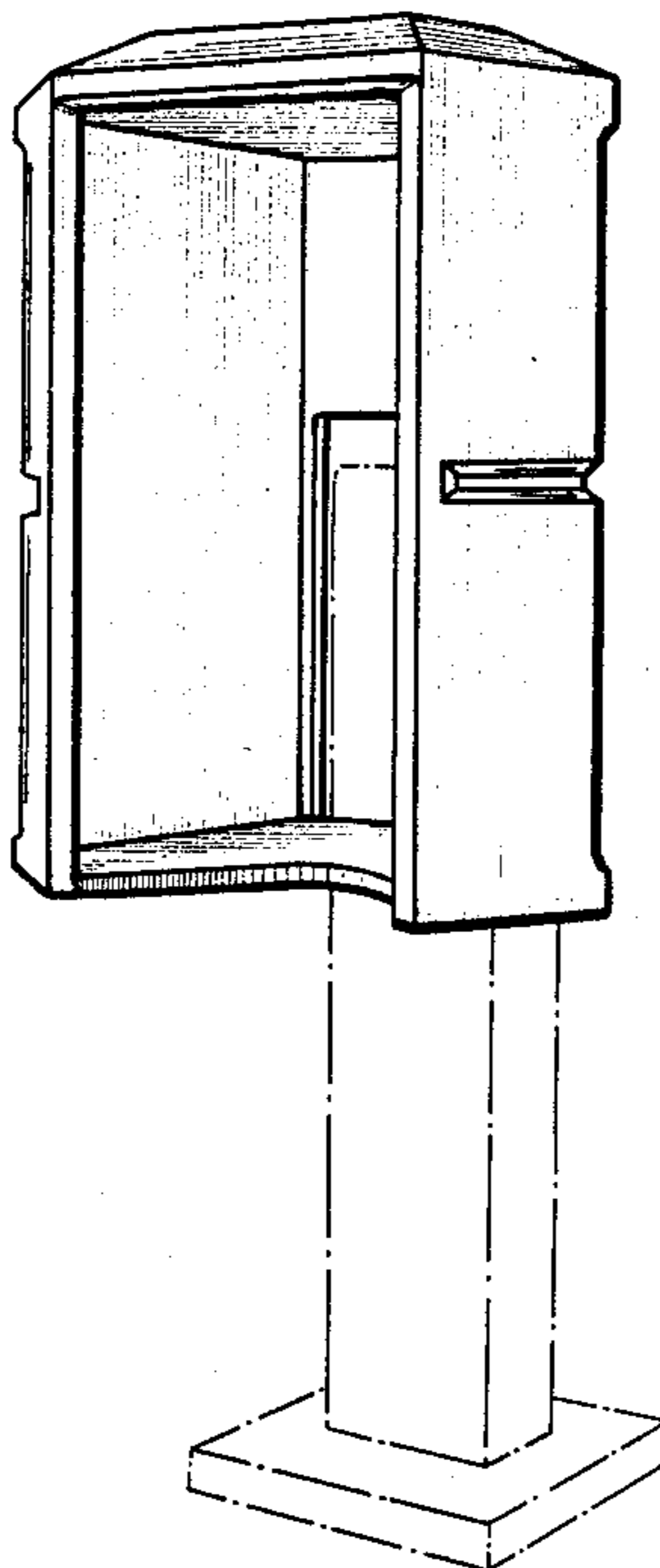


FIG. 1

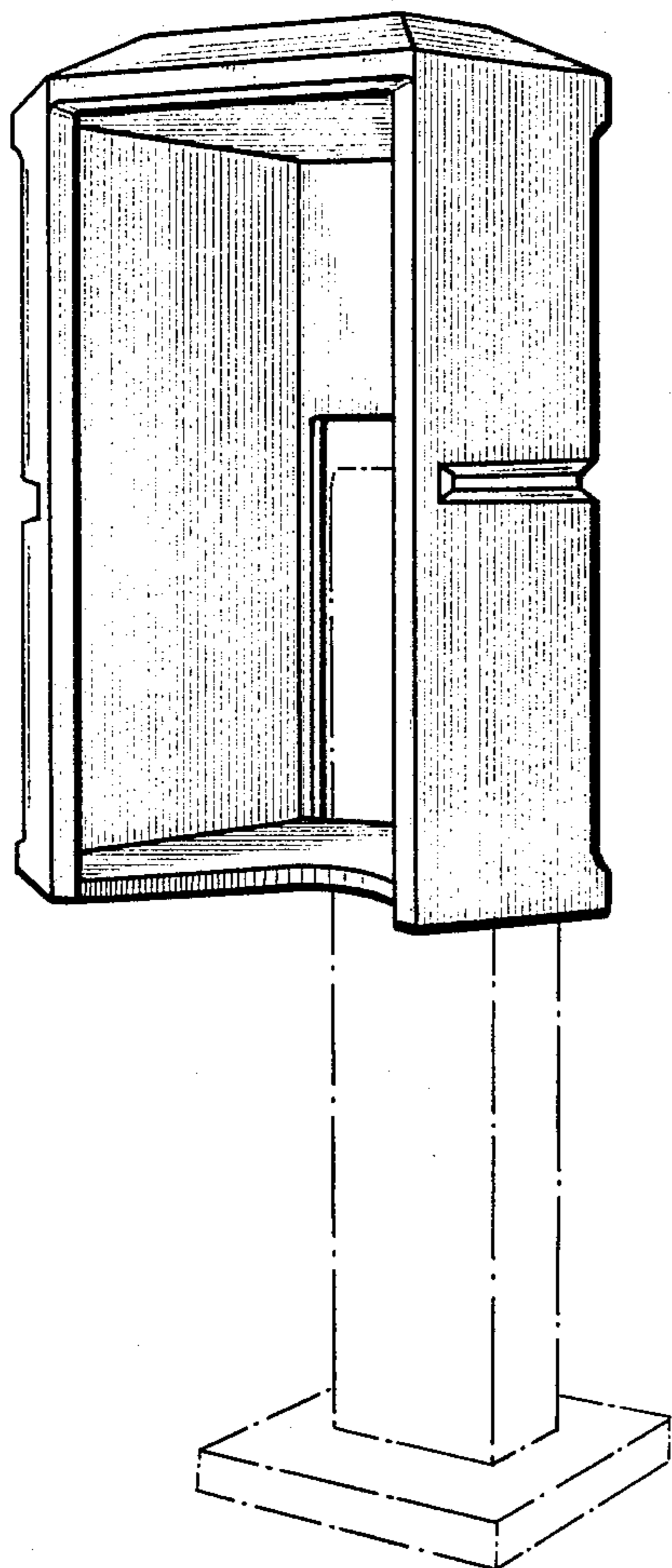


FIG. 2

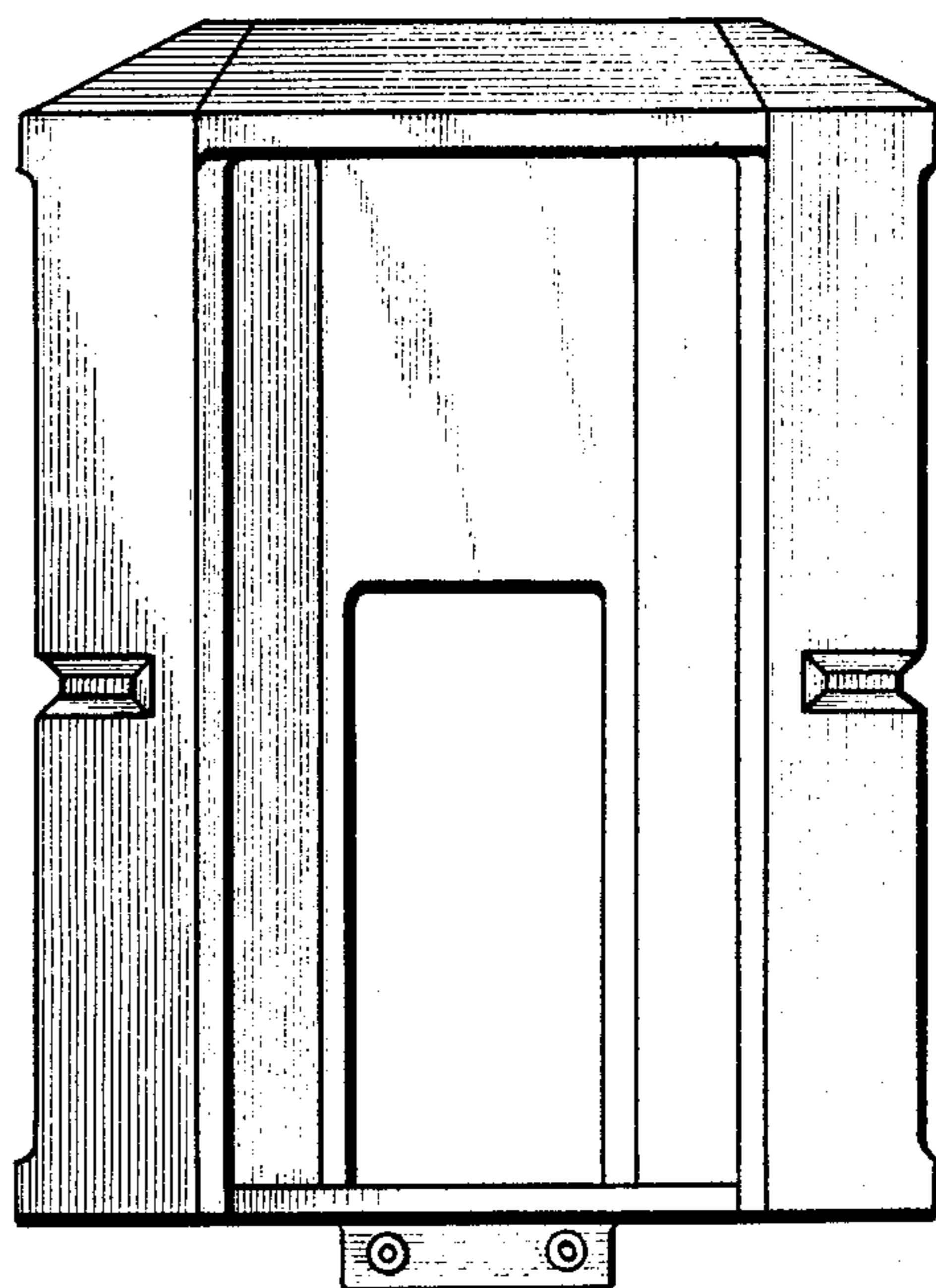


FIG. 3

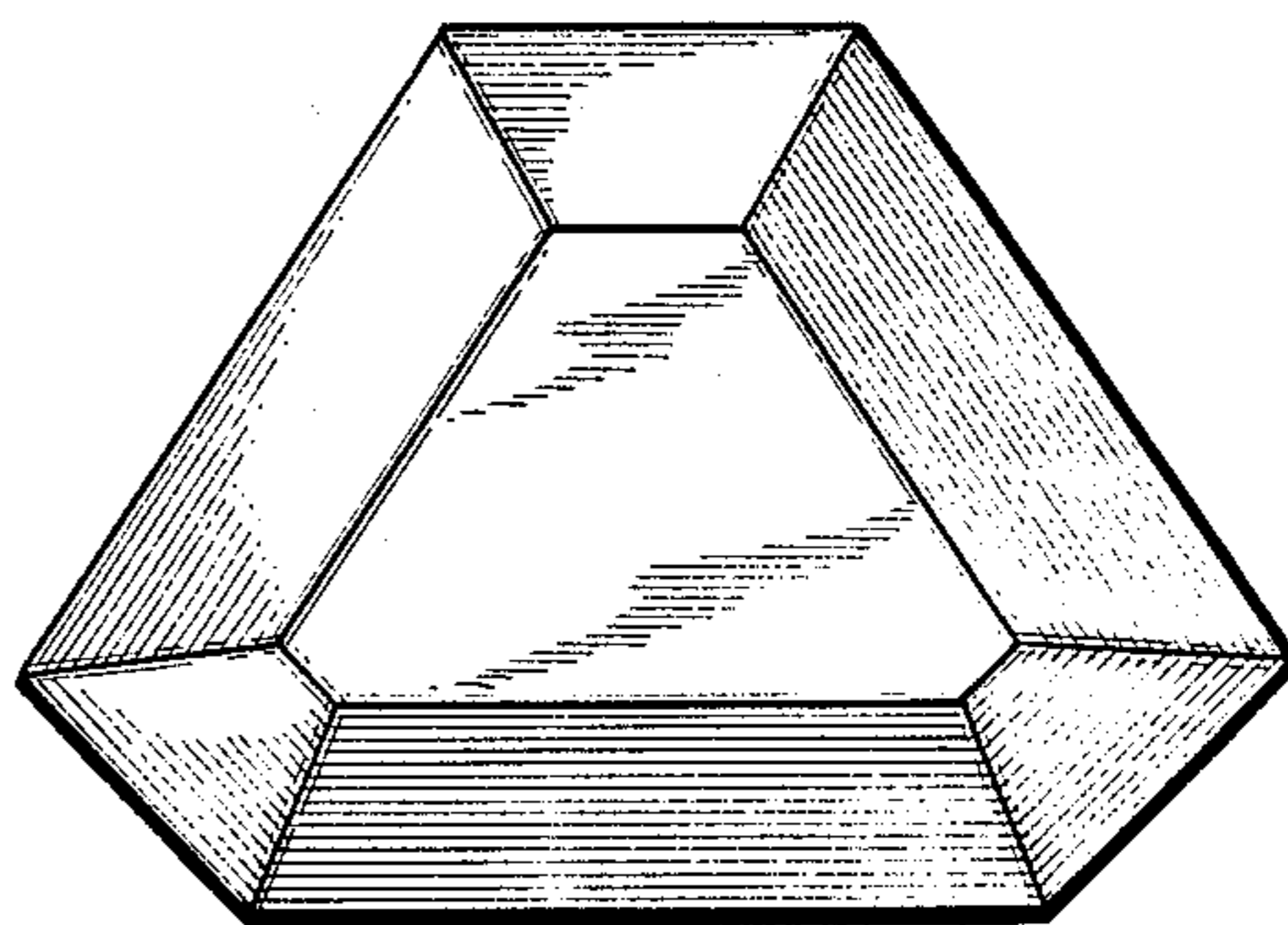


FIG. 4




FIG. 5

