

[54] **CLOTHES HANGER BODY**

[76] **Inventor: Jeff Jaffe, 4525 White Cedar La., Delray Beach, Fla. 33445**

[*] **Notice: The portion of the term of this patent subsequent to Sep. 6, 1988 has been disclaimed.**

[**] **Term: 14 Years**

[21] **Appl. No.: 859,888**

[22] **Filed: May 7, 1986**

[52] **U.S. Cl. D6/328; D6/318; D6/326**

[58] **Field of Search D6/315-319, D6/326, 327, 328, 513; 211/13, 113, 116, 119; 223/85, 87, 88, 91, 92, 93, 95, 96**

[56] **References Cited**

U.S. PATENT DOCUMENTS

D. 159,538	8/1950	Savran	D6/316
1,689,373	10/1928	Weinberg	223/92
1,768,005	6/1930	Schwartzman	D6/326
2,439,529	4/1948	Stevenson	D6/318

FOREIGN PATENT DOCUMENTS

0530695 12/1940 United Kingdom 223/92

Primary Examiner—B. J. Bullock

Attorney, Agent, or Firm—Murray and Whisenhunt

[57] **CLAIM**

The ornamental design for a clothes hanger body, as shown and described.

DESCRIPTION

FIG. 1 is rear view of a clothes hanger body showing my new design, the hook, horizontal bar and clamps being shown in broken lines for illustrative purposes only;

FIG. 2 is an end view thereof;

FIG. 3 is a top view thereof;

FIG. 4 is a bottom view thereof;

FIG. 5 is a rear view of a second embodiment of the design of FIG. 1, the hook being shown in broken lines for illustrative purposes only;

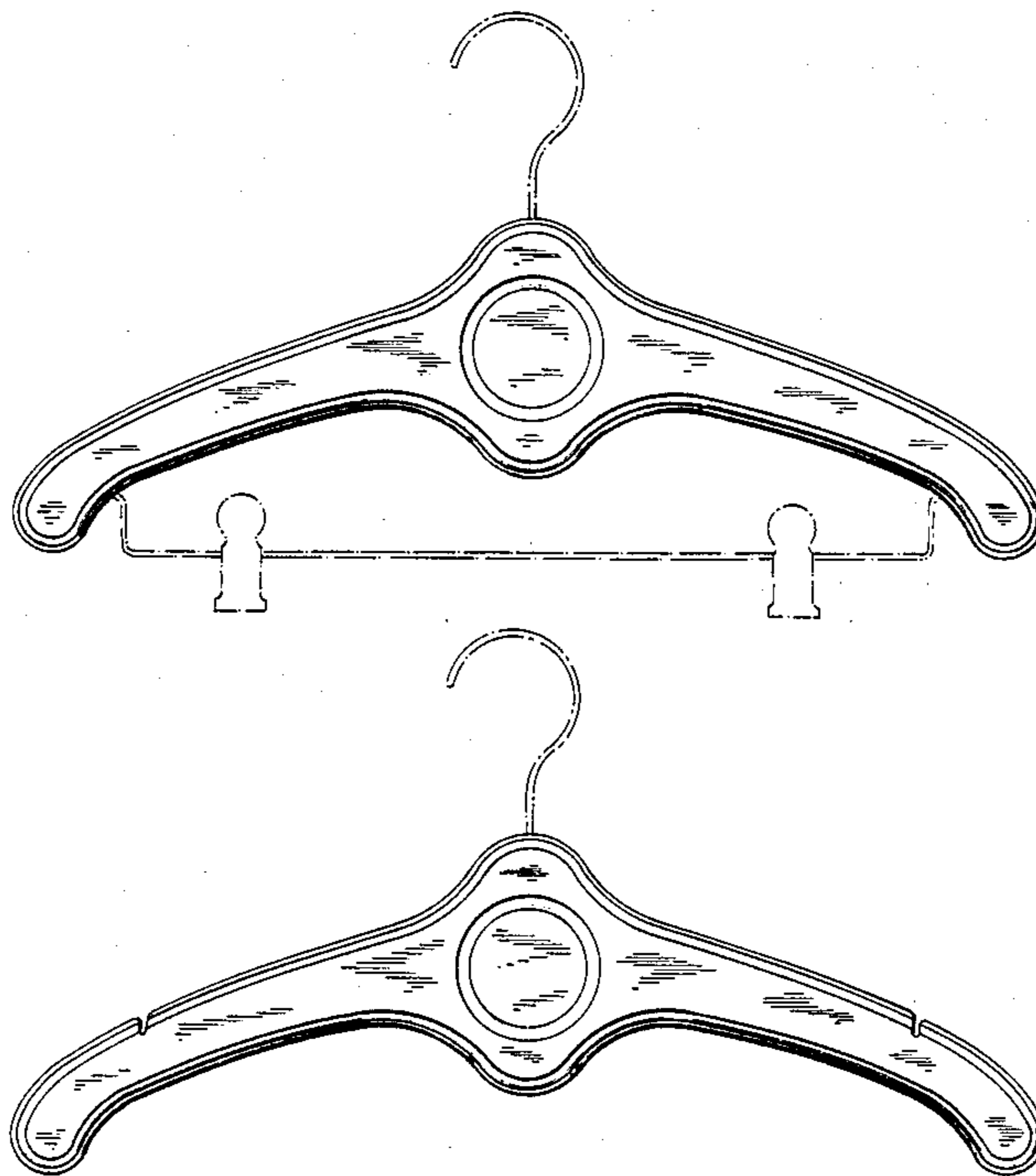
FIG. 6 is an end view of FIG. 5;

FIG. 7 is a top view of FIG. 5;

FIG. 8 is a bottom view of FIG. 5;

FIG. 9 is a front view of FIG. 1;

FIG. 10 is a front view of FIG. 5.



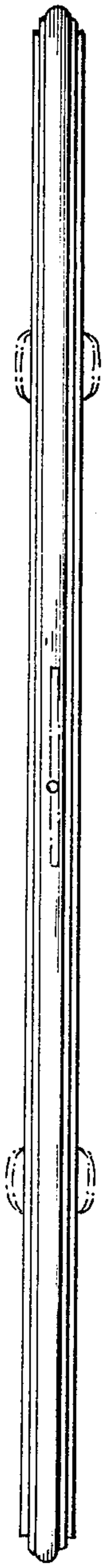


FIG. 3

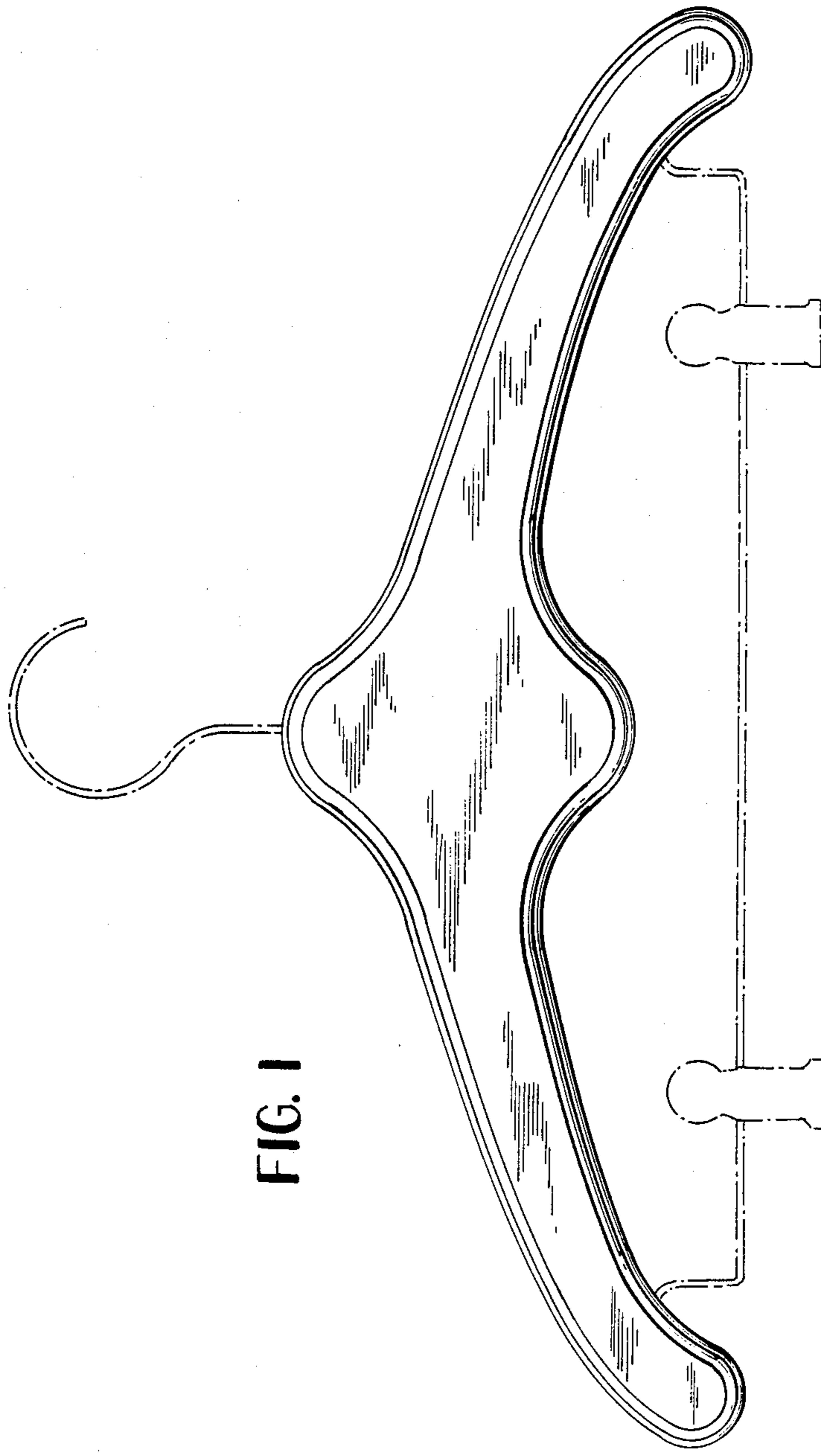


FIG. 1




FIG. 2

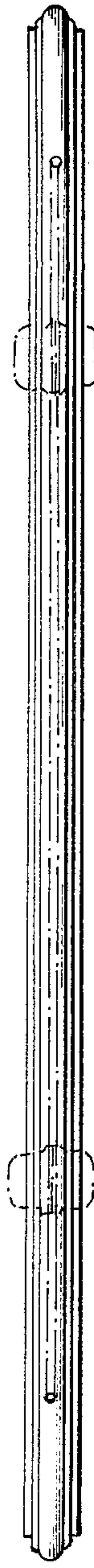


FIG. 4



FIG. 7

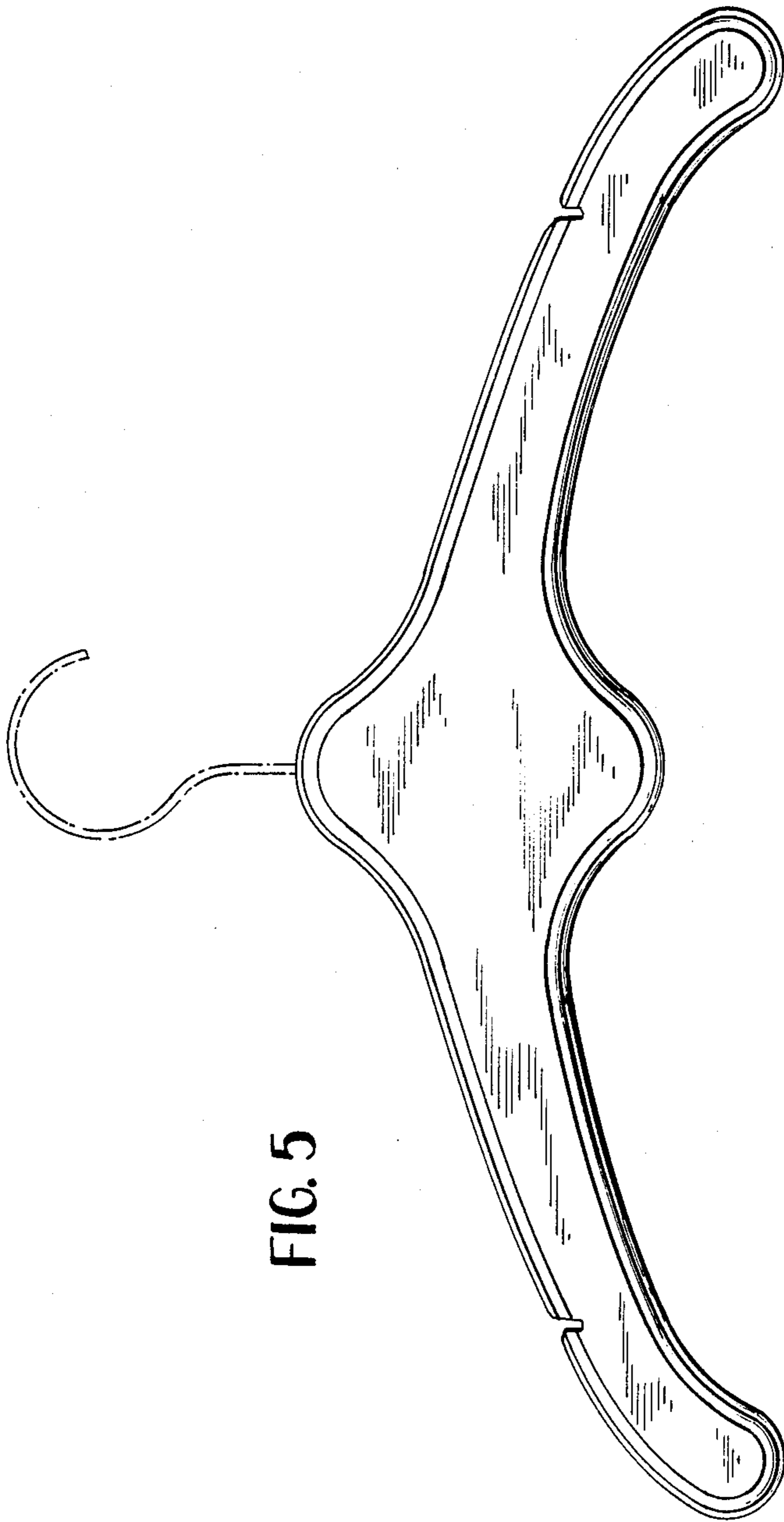


FIG. 5




FIG. 6




FIG. 8

FIG. 9

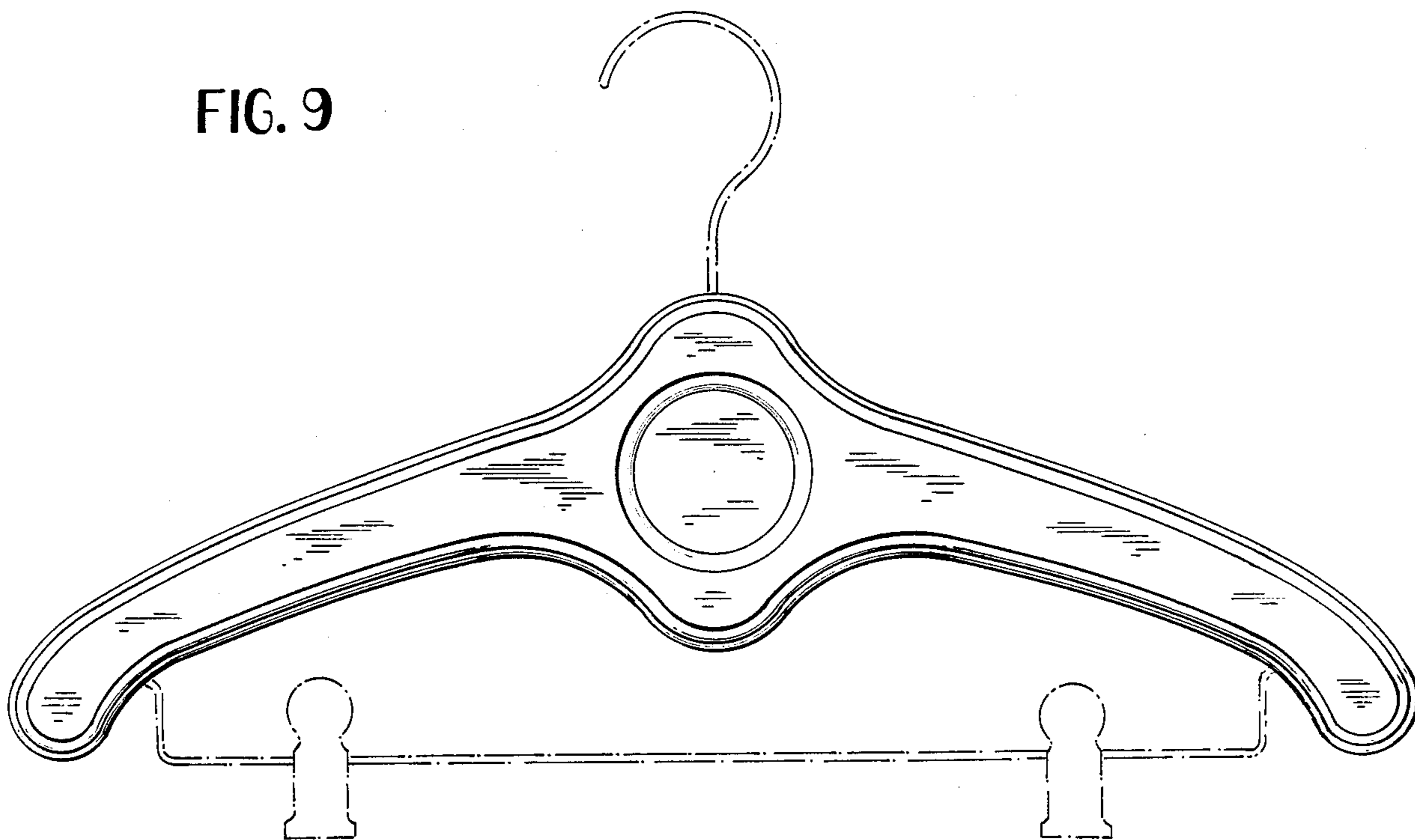


FIG. 10

