

[54] BATHTUB SHOWER CURTAIN LEAK ARRESTOR

[76] Inventor: G. Robert Walton, 5866 S. 129 West, Salt Lake City, Utah 84107

[\*\*] Term: 14 Years

[21] Appl. No.: 847,034

[22] Filed: Mar. 25, 1986

[52] U.S. Cl. .... D23/307

[58] Field of Search ..... D23/303-307; 4/608-610

[56] References Cited

U.S. PATENT DOCUMENTS

D. 218,827	9/1970	Weaver	.....	D23/307
D. 238,490	1/1976	Blitch	.....	D23/307
D. 244,774	6/1977	Dose	.....	D23/307
D. 253,188	10/1979	Baugus	.....	D23/307
D. 271,516	11/1983	Dose	.....	D23/307
D. 273,609	4/1984	Huffington, Jr.	.....	D23/307
1,807,107	5/1931	Sternbergh	.....	4/609
3,724,000	4/1973	Eakman	.....	4/609
3,855,642	12/1974	Blitch	.....	4/609
3,895,399	7/1975	Giarranto	.....	4/608

3,952,337	4/1976	Hansow	.....	4/609
3,984,880	10/1976	Schrameyer	.....	4/609
4,189,790	2/1980	Masters, III	.....	4/609 X

Primary Examiner—James R. Largen  
Attorney, Agent, or Firm—Workman Nydegger & Jensen

[57] CLAIM

The ornamental design for a bathtub shower curtain leak arrestor, substantially as shown and described.

DESCRIPTION

FIG. 1 is a perspective view taken from the top, front and left side of a bathtub shower curtain leak arrestor showing my new design;

FIG. 2 is a top plan view thereof;

FIG. 3 is a left side elevational view thereof;

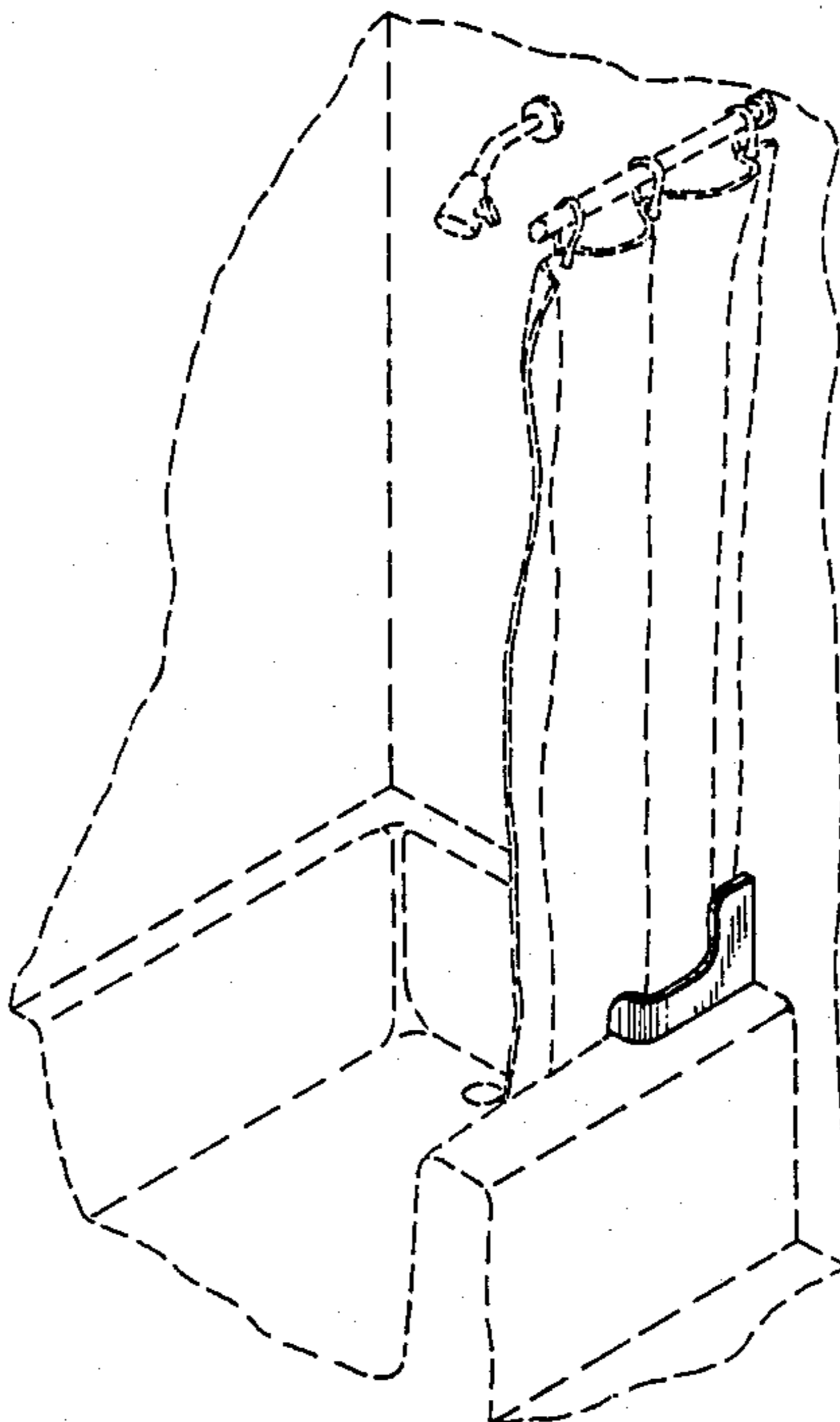
FIG. 4 is a rear elevational view thereof;

FIG. 5 is a front elevational view thereof;

FIG. 6 is a right side elevational view thereof; and,

FIG. 7 is a bottom plan view thereof.

The fragmentary broken line representation of a bathroom, a bathtub, a shower spray head, a shower curtain rod and a shower curtain in FIG. 1 is for purposes of illustration only and forms no part of the claimed design.



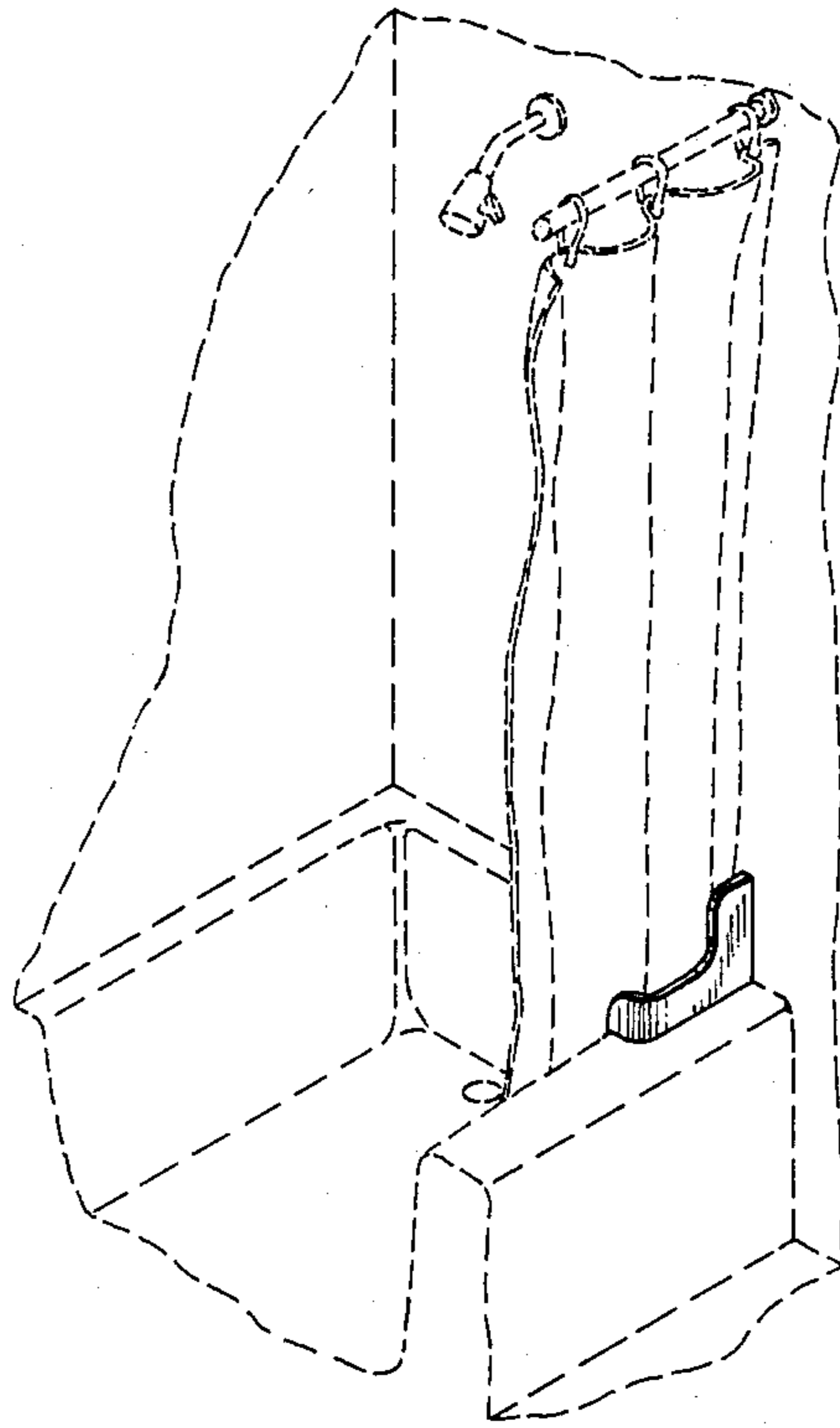


FIG. 1



FIG. 2

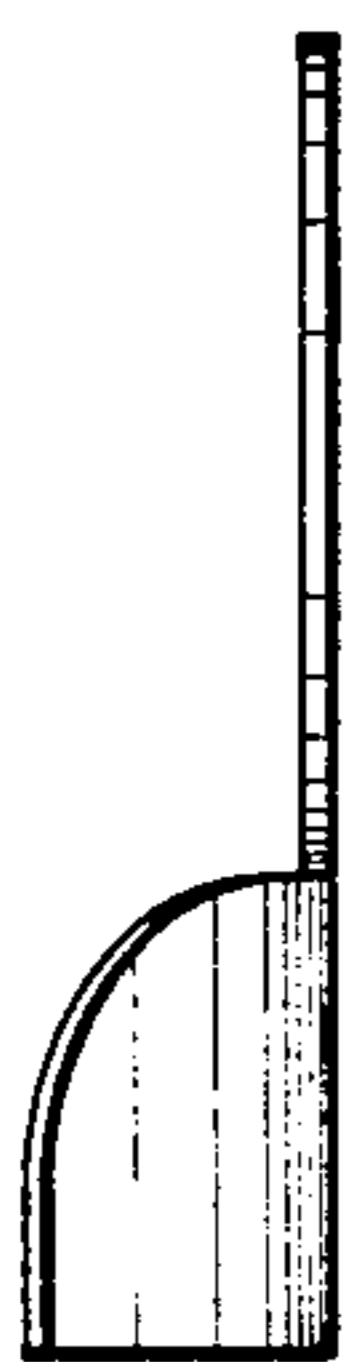


FIG. 3

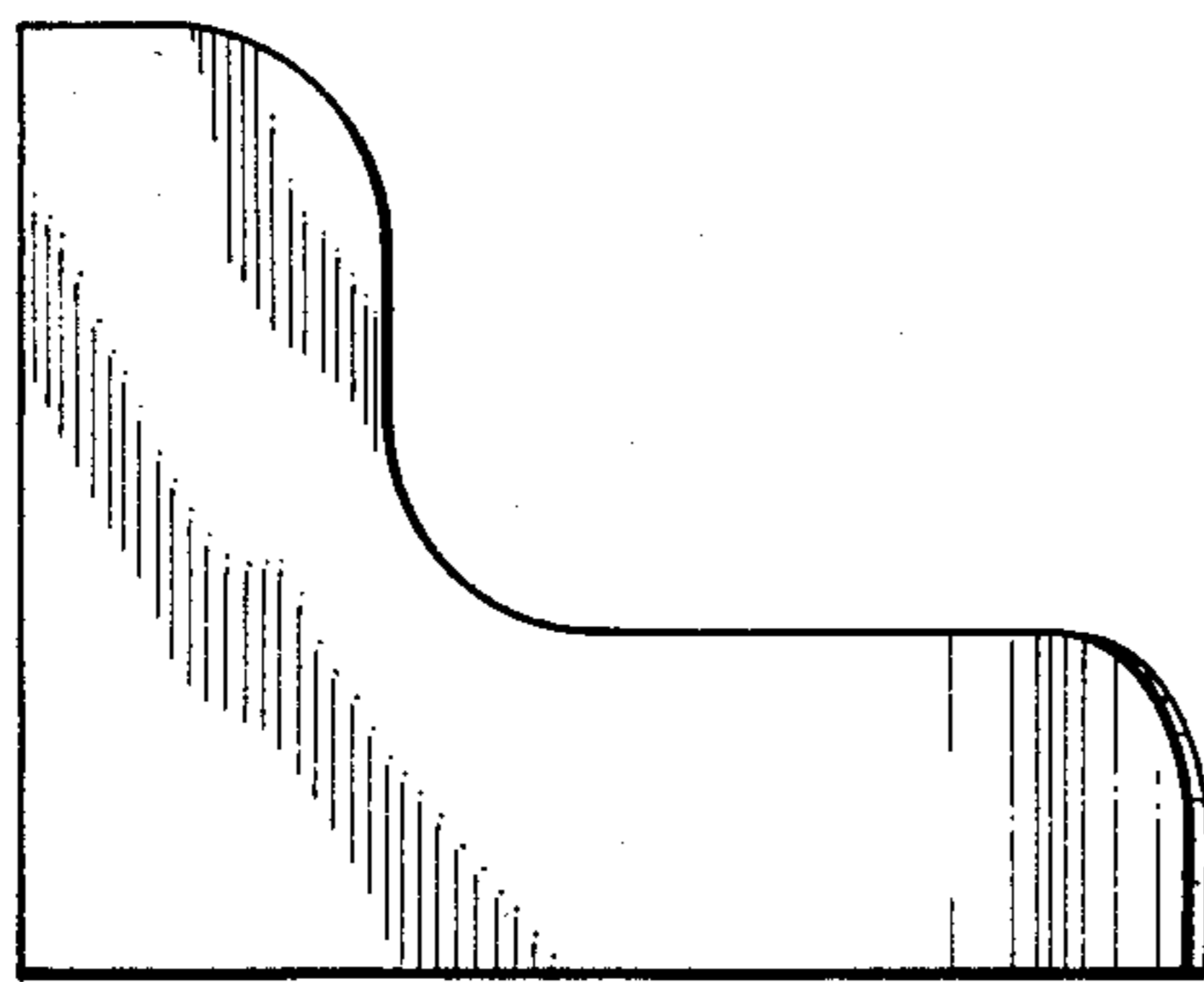


FIG. 4

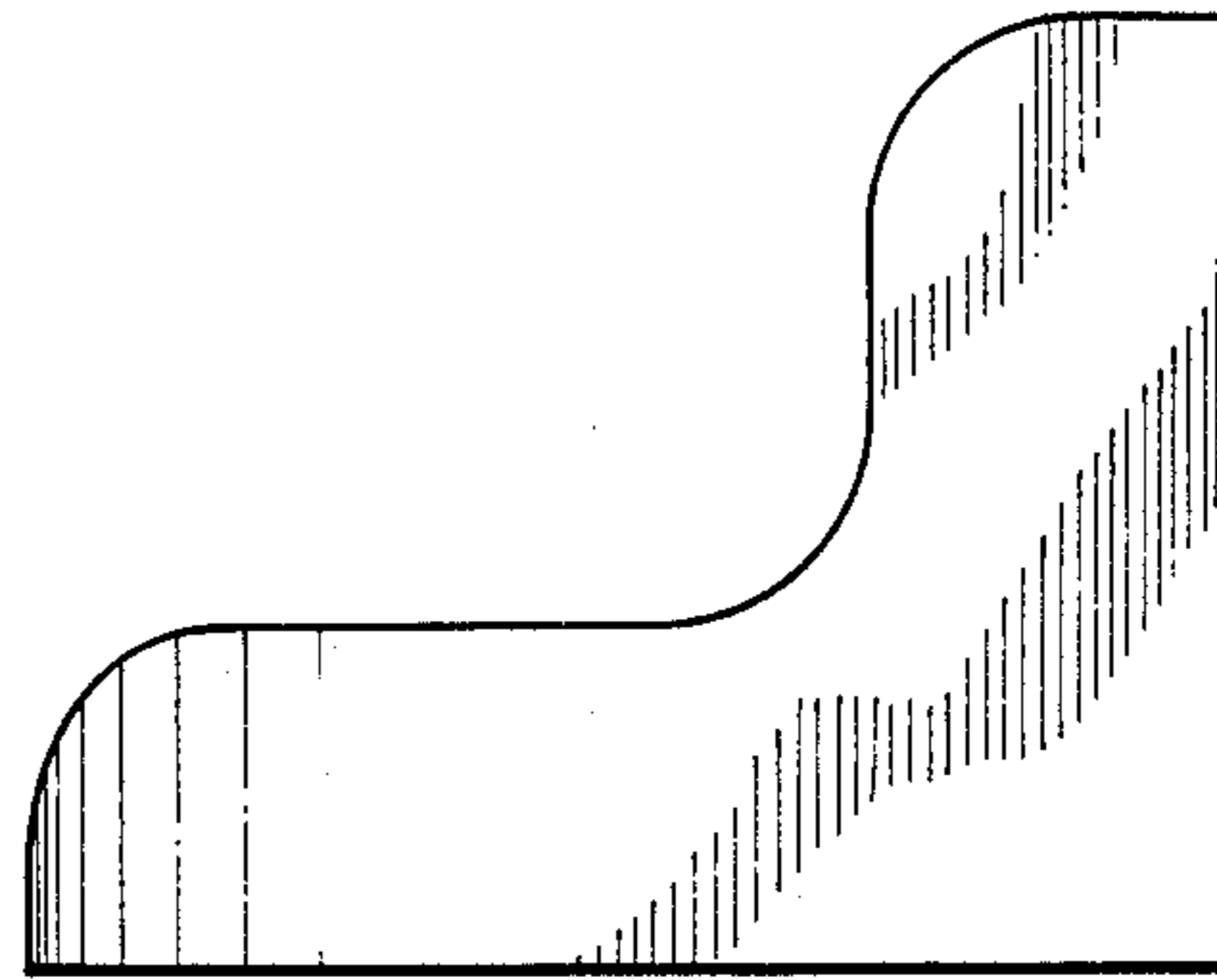


FIG. 5



FIG. 6




FIG. 7