

[54] WRIST WATCH

[75] Inventor: Hiroshi Saito, Shiojiri, Japan  
[73] Assignee: Shiojiri Kogyo Kabushiki Kaisha, Nagano, Japan  
[\*\*] Term: 14 Years  
[21] Appl. No.: 805,065  
[22] Filed: Nov. 14, 1985

[30] Foreign Application Priority Data  
May 14, 1985 [JP] Japan ..... 60-19881  
[52] U.S. Cl. .... D10/32; D10/38  
[58] Field of Search ..... D10/30-39,  
D10/122-126; 368/239-242, 276-277,  
280-282, 285, 80-82

[56] References Cited

U.S. PATENT DOCUMENTS

D. 248,547 7/1978 Fernando ..... D10/32  
D. 276,415 11/1984 Ecoffey ..... D10/32  
3,823,551 7/1974 Riehl ..... D10/30 X  
4,396,298 8/1983 Ripley ..... 368/276 X  
4,639,144 1/1987 Chau ..... 368/276

FOREIGN PATENT DOCUMENTS

1555296 11/1979 United Kingdom ..... D10/38 X  
2157462 10/1985 United Kingdom ..... 368/282

OTHER PUBLICATIONS

*Jeweler's Circular-Keystone*-10/85-p. 111, watches at center.

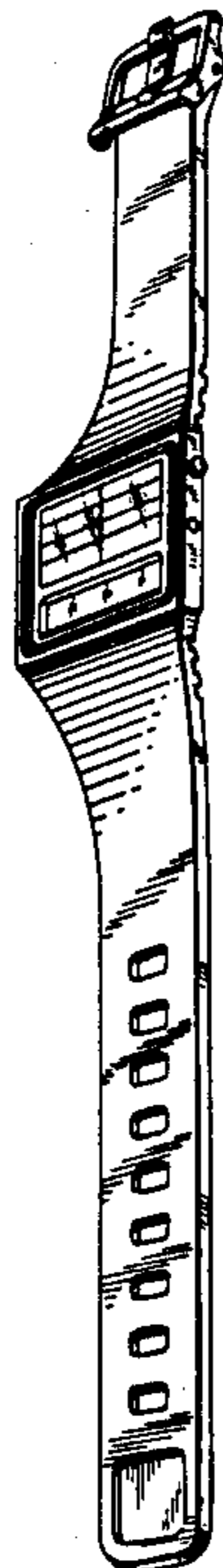
*Primary Examiner*-Nelson C. Holtje  
*Attorney, Agent, or Firm*-Blum Kaplan

[57] CLAIM

The ornamental design for a wrist watch, as shown and described.

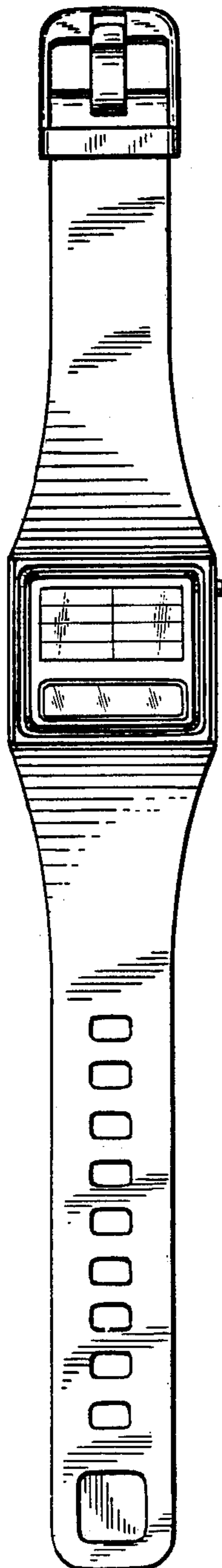
DESCRIPTION

FIG. 1 is a top plan view of a wrist watch showing my new design;  
FIG. 2 is a front elevational view thereof;  
FIG. 3 is a right side elevational view thereof;  
FIG. 4 is a rear elevational view thereof;  
FIG. 5 is a left side elevational view thereof;  
FIG. 6 is a bottom plan view thereof;  
FIG. 7 is a bottom and right front perspective view thereof.

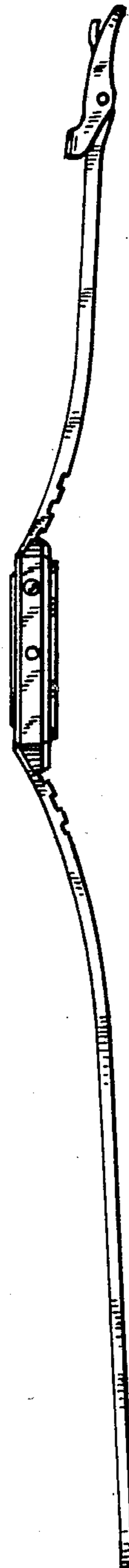




*FIG. 1*

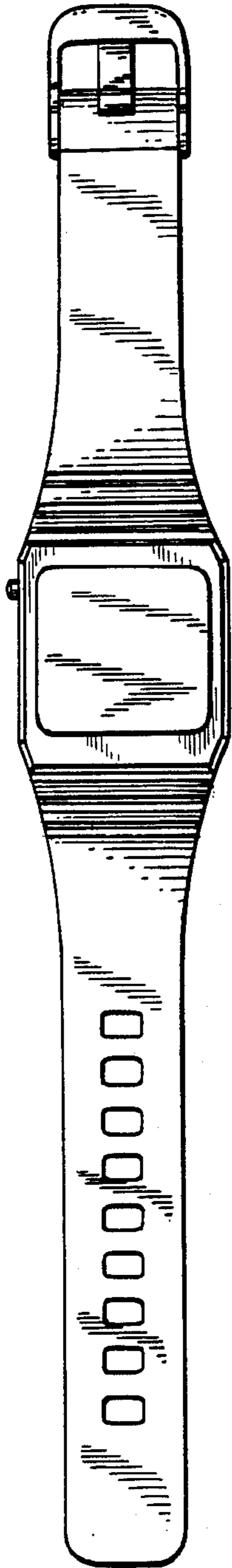


*FIG. 2*

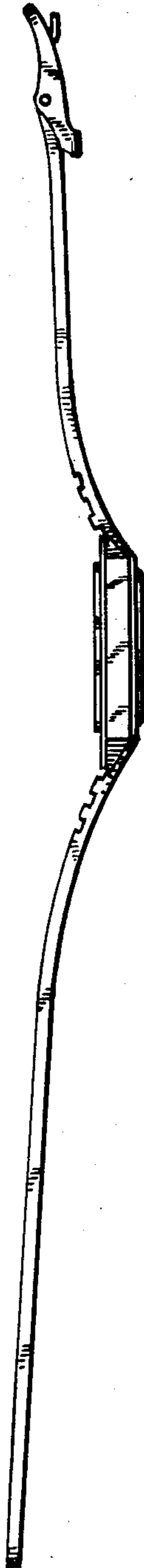


*FIG. 3*

*FIG. 4*



*FIG. 5*



*FIG. 6*



*FIG. 7*

