

[54] VEHICLE BUMPER BRACKET

[76] Inventor: Norman Angel, 2321 Carolton Rd., Maitland, Fla. 32751

[**] Term: 14 Years

[21] Appl. No.: 765,651

[22] Filed: Aug. 15, 1985

[52] U.S. Cl. D8/373; D8/380; D8/354; D12/157

[58] Field of Search D8/373, 380, 381; 182/113; 248/235; 224/42.03 R; 52/721, 637, 635; D12/167, 172; D25/77, 38; 256/59

[56] References Cited

U.S. PATENT DOCUMENTS

D. 258,194	2/1981	Stanley	D25/77 X
1,389,344	8/1921	Di Salvo	224/42.03 R
1,983,187	12/1934	Oswell	224/42.03 R
2,037,736	4/1936	Payne et al.	D8/380 X
3,484,827	12/1969	Hall	256/59
3,863,900	2/1975	Dagiel et al.	256/59
3,995,833	12/1976	McLaughlin et al.	256/59
4,002,222	1/1977	Bruno	182/113 X

4,413,761	11/1983	Angel	224/42.03 R X
4,513,879	7/1985	Horowitz	224/42.03 R X
4,640,658	2/1987	Webb, Jr.	224/42.03 R X

OTHER PUBLICATIONS

Sweets' 1977 Architectural File: 6.6/SM; Post Caps. Econo-Rail brochure, Newman Bros. Inc.; Posts at pp. 3 and 9 and 13.

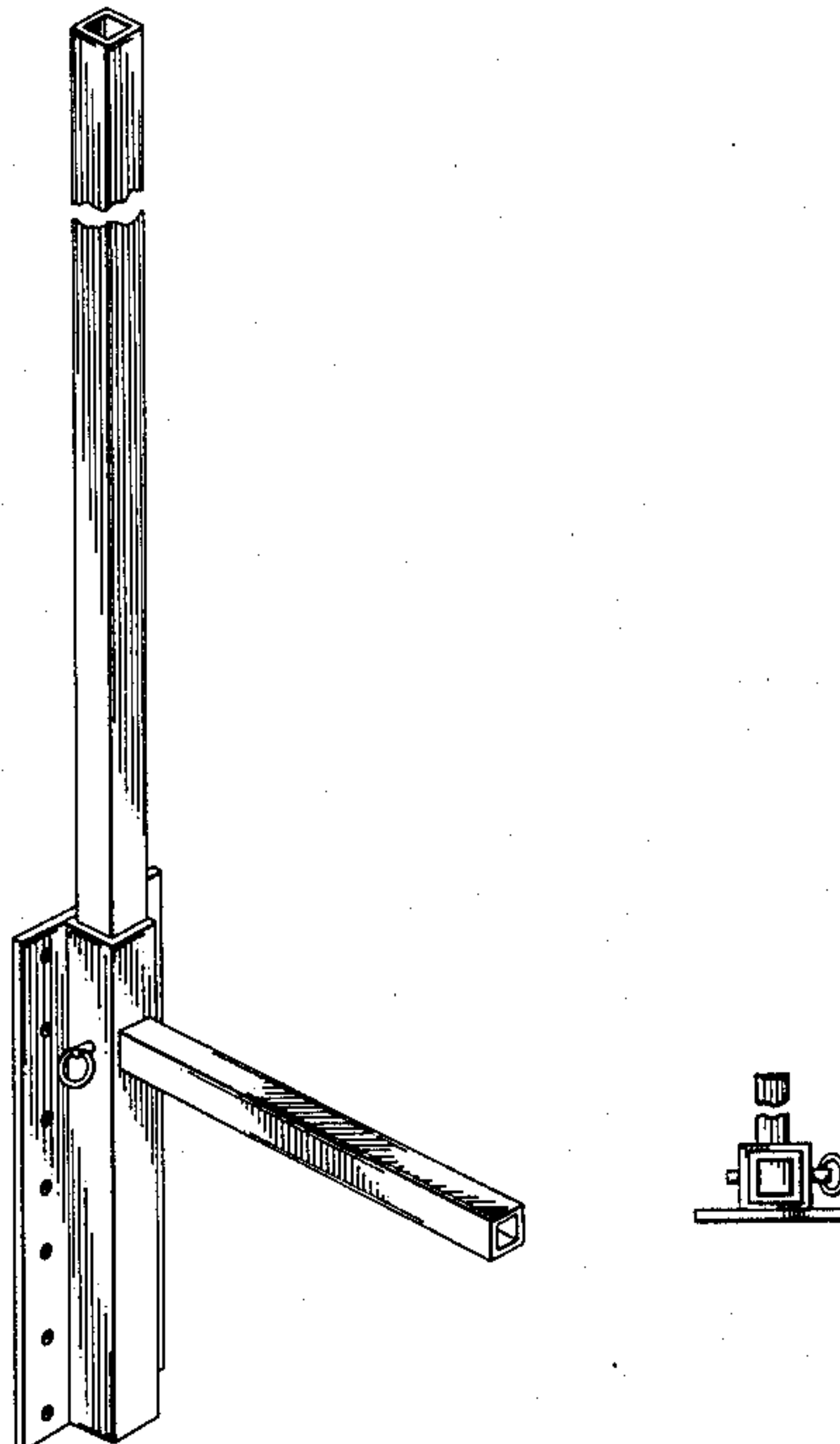
Primary Examiner—Horace B. Fay
Attorney, Agent, or Firm—William M. Hobby

[57] CLAIM

The ornamental design for a vehicle bumper bracket, as shown and described.

DESCRIPTION

FIG. 1 is a perspective view of a vehicle bumper bracket showing my new design; FIG. 2 is a rear elevational view thereof; FIG. 3 is a side elevational view thereof; FIG. 4 is a top elevational view thereof; and, FIG. 5 is a bottom elevational view thereof. For convenience of illustration and sheet limitation, the square horizontal and vertical members have been shown as broken away to indicate indeterminate length.



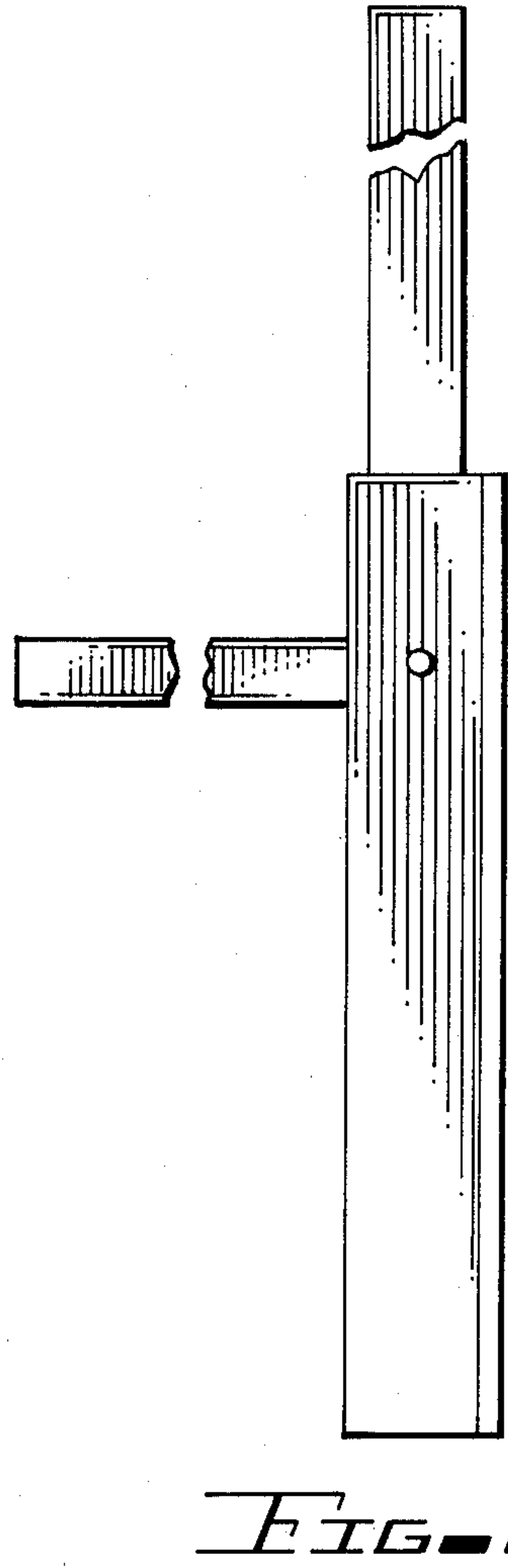
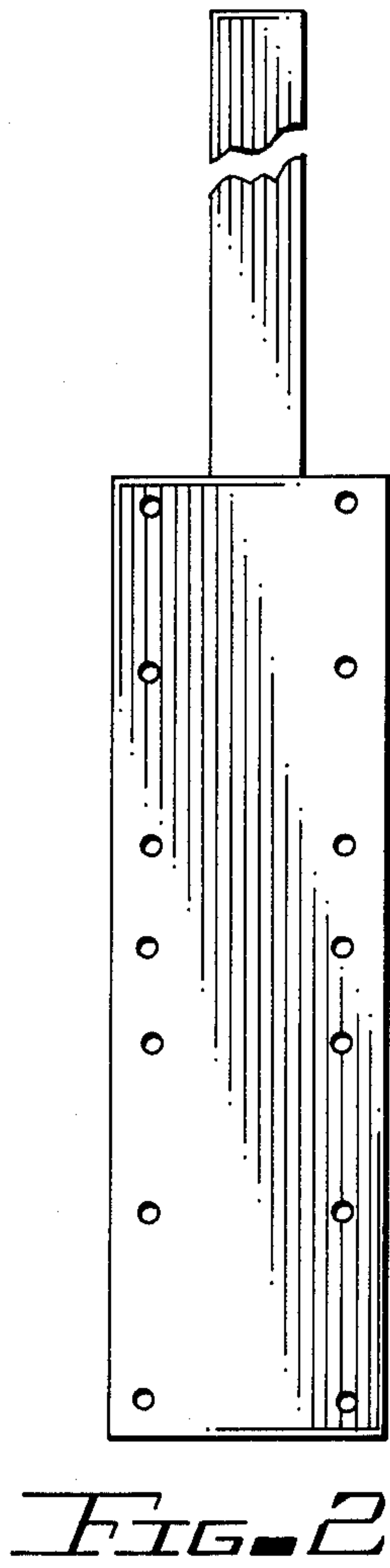
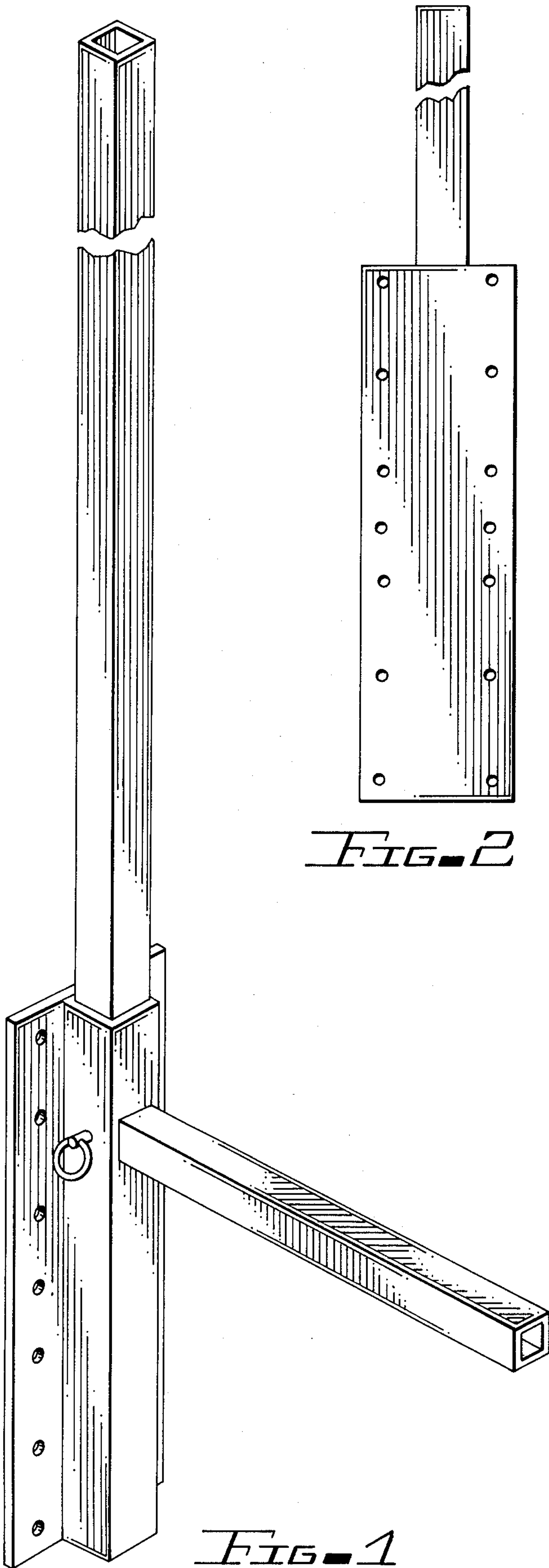


FIG. 4

