

[54] WALL MOUNTED FACE PLATE FOR SELECTABLE LEVEL LIGHTING CONTROLLER

[75] Inventors: Edward M. Yandek, Cleveland Heights; John A. Vlah, Middlefield, both of Ohio

[73] Assignee: General Electric Company, Schenectady, N.Y.

[**] Term: 14 Years

[21] Appl. No.: 891,842

[22] Filed: Aug. 1, 1986

[52] U.S. Cl. D8/353; D8/350; D13/38

[58] Field of Search D8/350-353; D13/30, 38; 174/66; 220/3.2, 3.3, 241; 200/308, 310, 317, 333, 334, 340

[56] References Cited

U.S. PATENT DOCUMENTS

- D. 208,863 10/1967 Collins et al. D8/353
- D. 214,990 8/1969 Mellyn D8/353

- D. 262,261 12/1981 Schumacher D8/353
- D. 268,564 4/1983 Mack D8/353
- D. 275,667 9/1984 Dellinger et al. D13/30
- D. 283,505 4/1986 Levin et al. D13/38
- D. 287,242 12/1986 Liss et al. D8/353
- D. 290,086 6/1987 Fong et al. D8/353
- 3,432,611 3/1969 Gaines et al. 174/66

Primary Examiner—B. J. Bullock
Attorney, Agent, or Firm—Philip L. Schlamp; Nathan D. Herkamp; Fred Jacob

[57] CLAIM

The ornamental design for a wall mounted face plate for selectable level lighting controller, as shown and described.

DESCRIPTION

FIG. 1 is a top plan view of a wall mounted face plate for selectable level lighting controller showing our new design;
 FIG. 2 is a right side elevational view thereof, the left being substantially a mirror image;
 FIG. 3 is a front elevational view thereof, the rear being unornamented;
 FIG. 4 is a bottom plan view thereof.

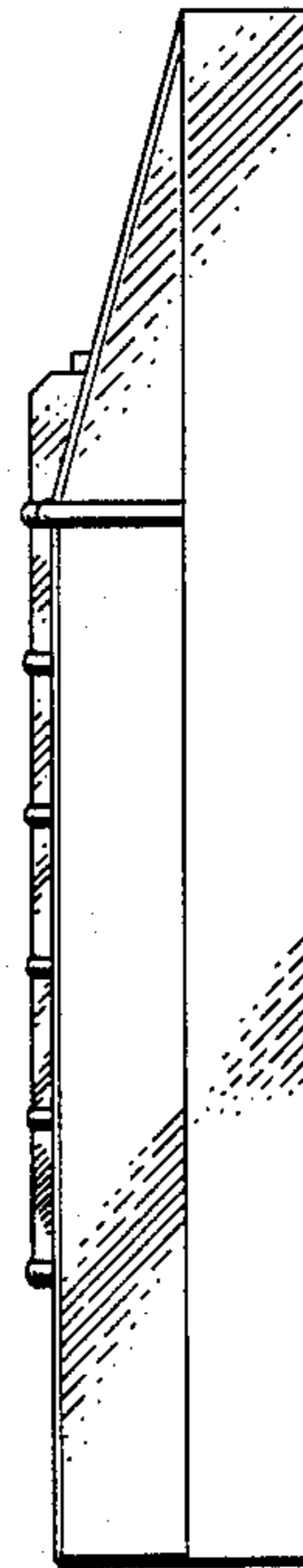
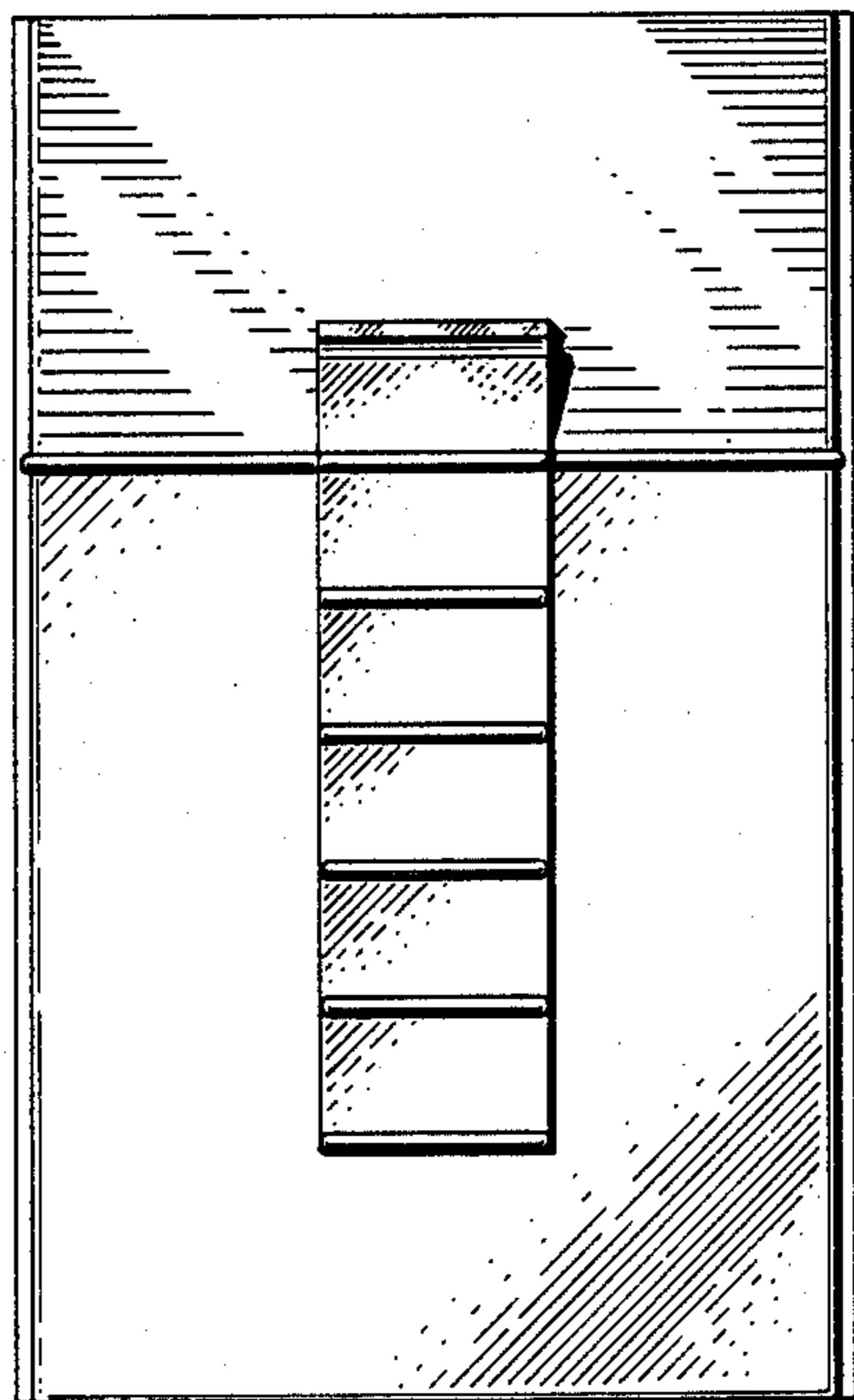


Fig. 1

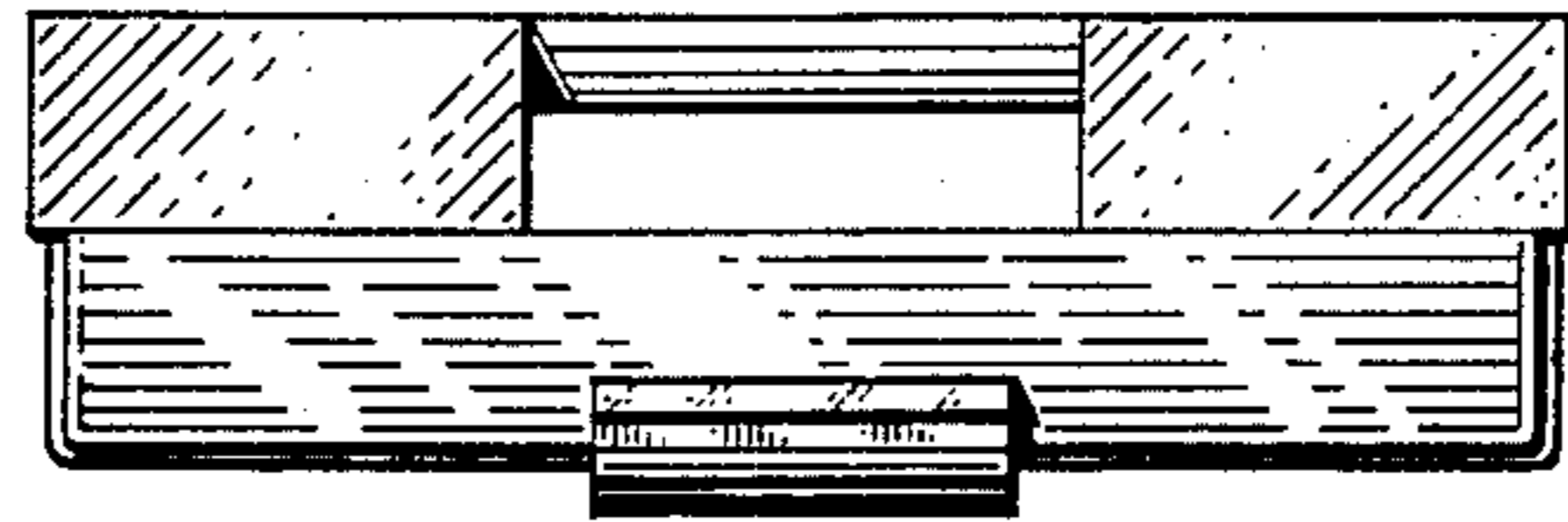


Fig. 3

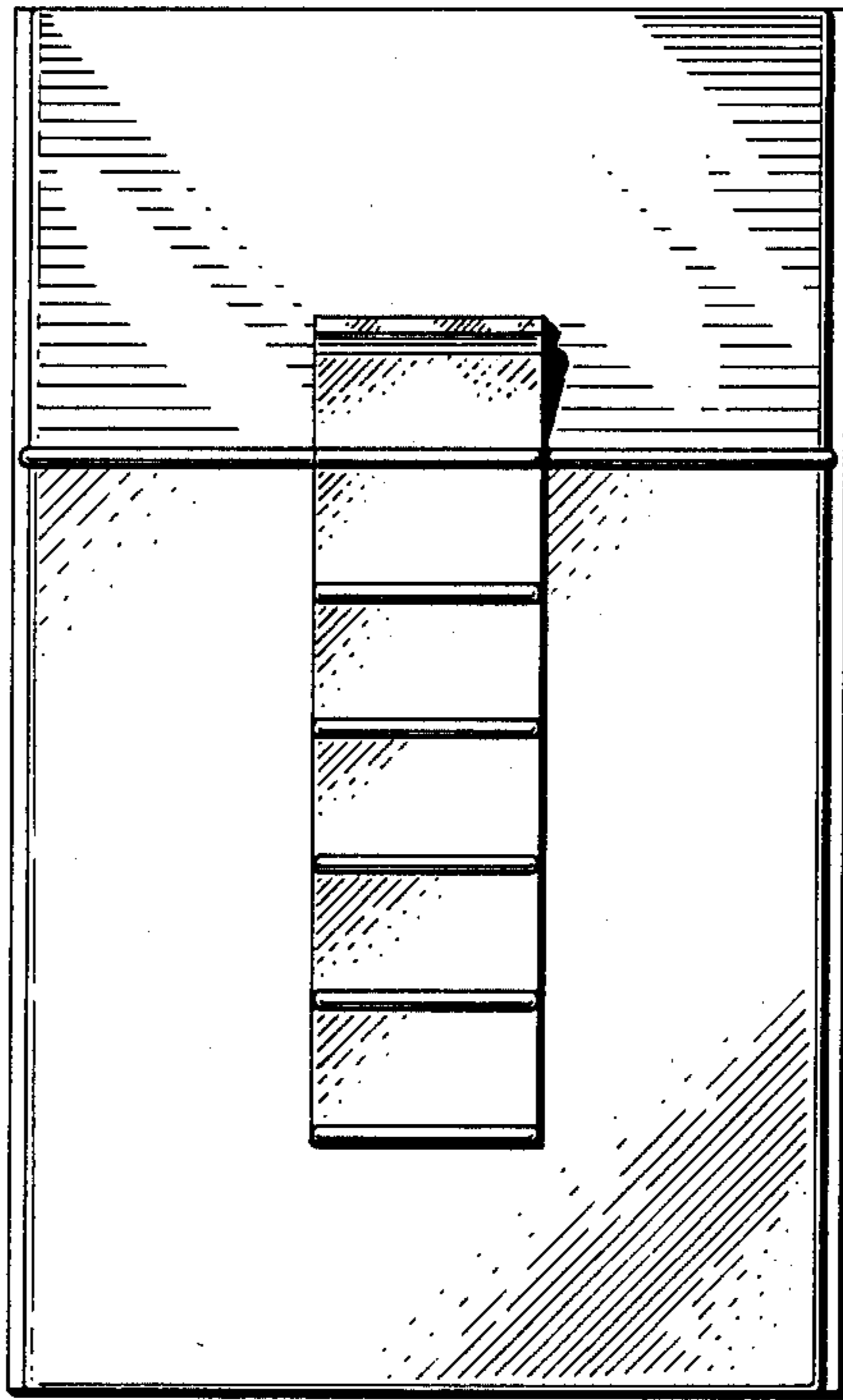


Fig. 2

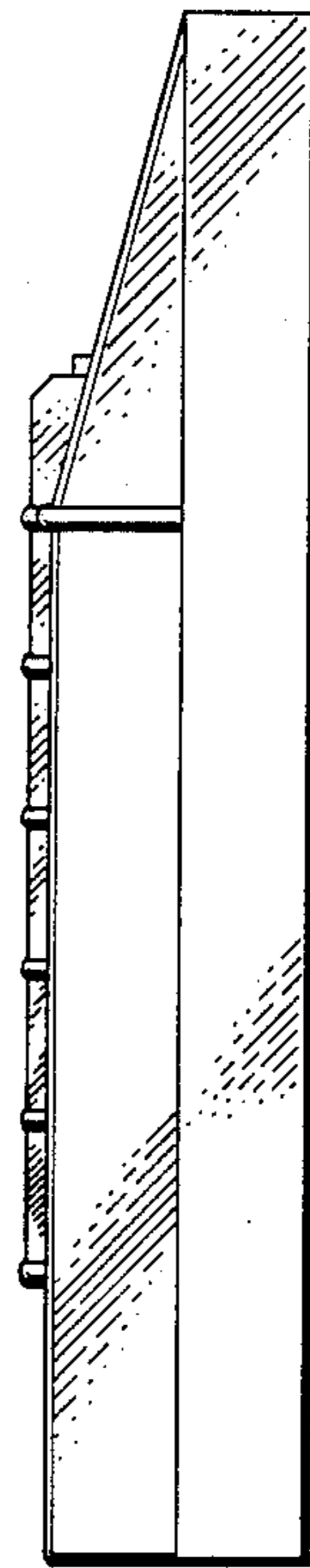


Fig. 4

