

[54] PAINT SHIELD FOR ELECTRICAL SWITCH PLATE

[75] Inventor: Willard L. Schwalbe, Anaheim, Calif.

[73] Assignee: Variety International, Inc., Irvine, Calif.

[**] Term: 14 Years

[21] Appl. No.: 823,162

[22] Filed: Jan. 27, 1986

[52] U.S. Cl. D8/14; D8/353

[58] Field of Search D8/14, 350, 353; 174/67; 220/242; 118/504, 505; D13/30, 31

[56] References Cited

U.S. PATENT DOCUMENTS

D. 185,011	4/1959	Mair	D8/353
D. 185,531	6/1959	Carlson	D8/353
D. 185,725	7/1959	Wieland	D8/350
D. 268,564	4/1983	Mack	D8/353
D. 279,860	7/1985	Schwalbe	D8/14

3,775,729	11/1973	Casper	174/67
3,953,933	5/1976	Goldstein	D8/350
4,102,471	7/1978	Lore et al.	174/67

OTHER PUBLICATIONS

Sears catalog 1968, p. 1228, Wall Plate #26 for Two Toggle Switch.

Primary Examiner—Wallace R. Burke
Assistant Examiner—Clare E. Heflin
Attorney, Agent, or Firm—Morland C. Fischer

[57] CLAIM

The ornamental design for a paint shield for electrical switch plate, as shown and described.

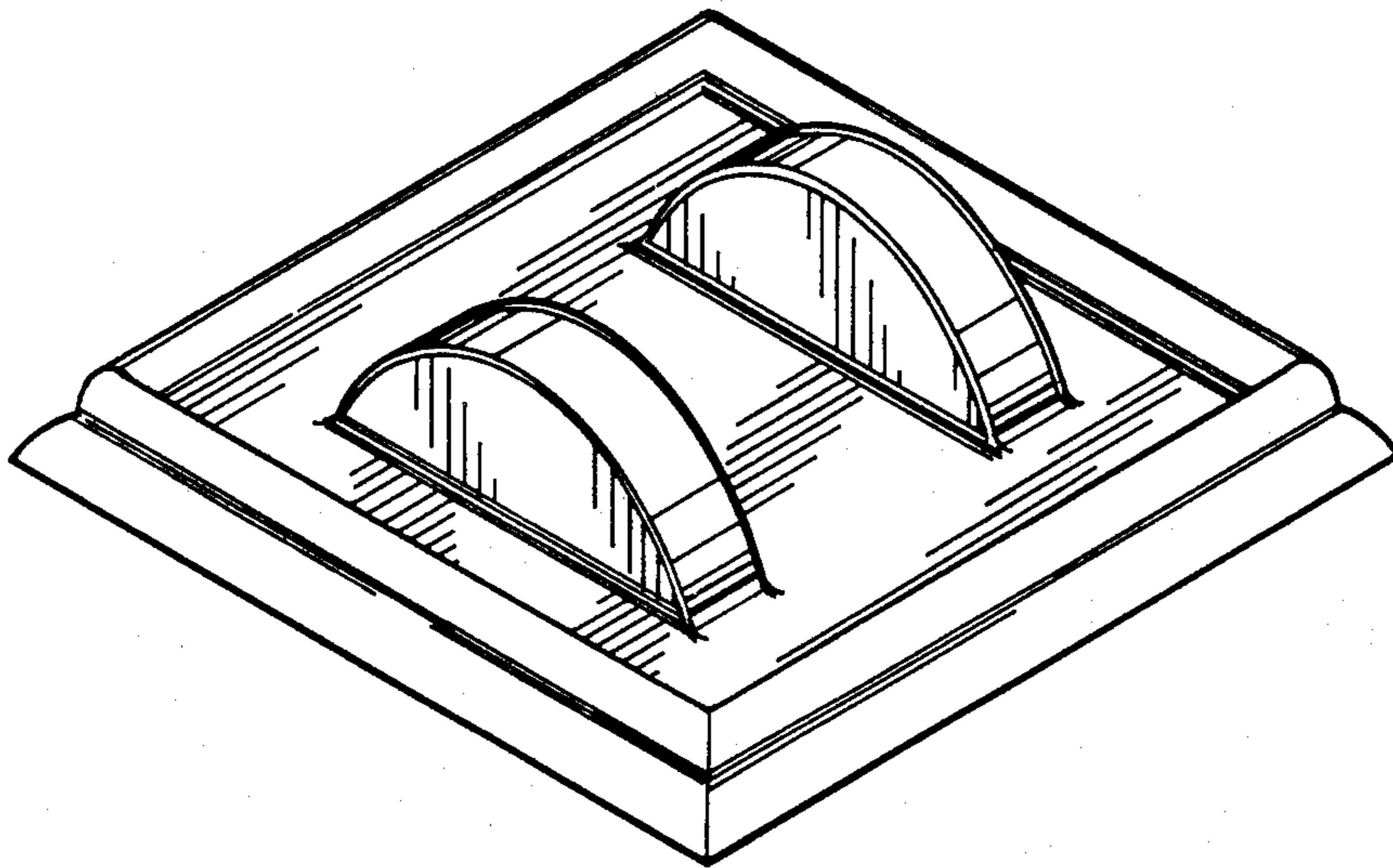
DESCRIPTION

FIG. 1 is a front, bottom and one side perspective view of the paint shield for electrical switch plate showing my new design;

FIG. 2 is a reduced top plan view thereof;

FIG. 3 is a reduced opposite side elevational view thereof;

FIG. 4 is a reduced rear elevational view thereof.



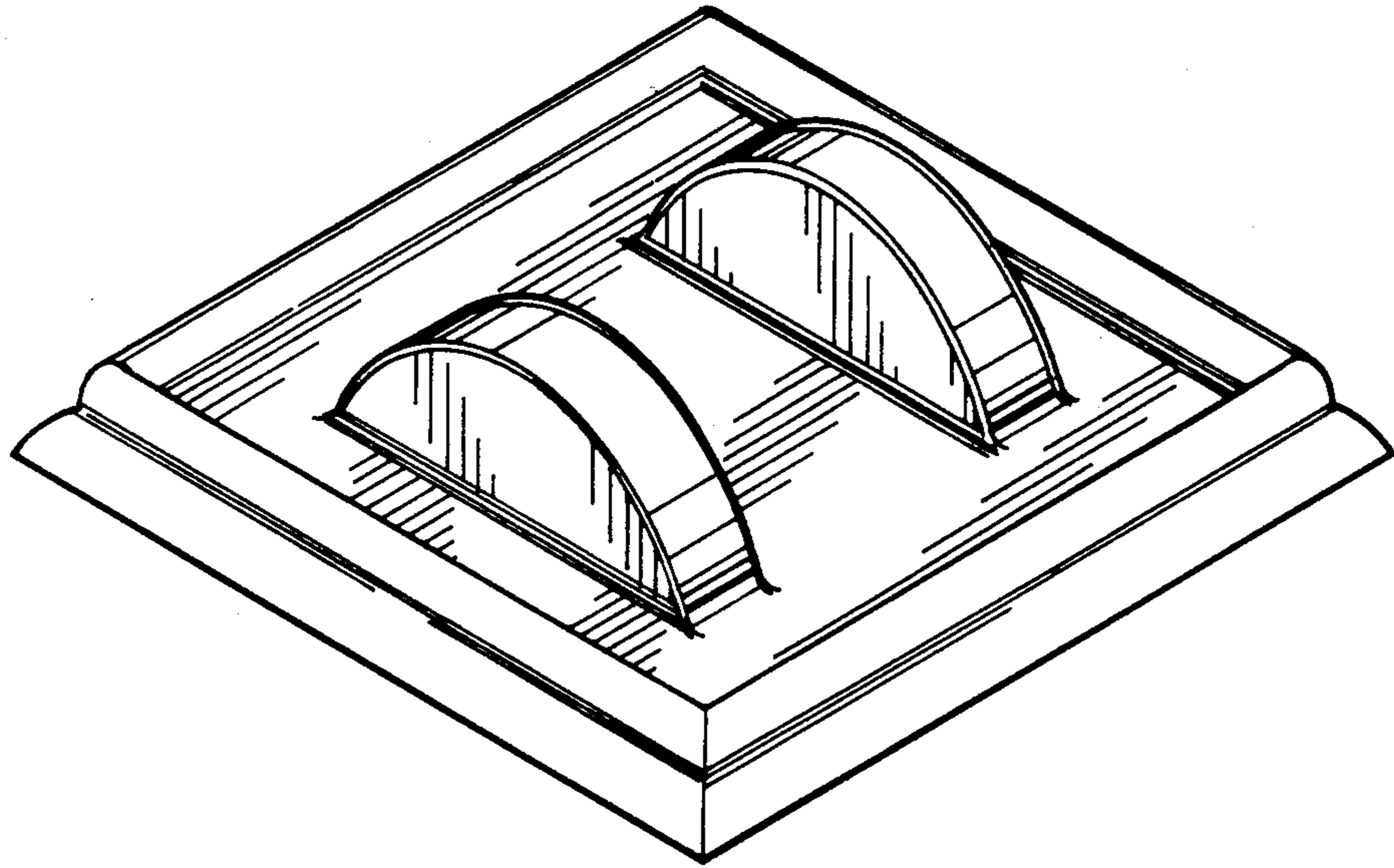


FIG. 1




FIG. 2



FIG. 3

FIG. 4

