

[54] WRIST WATCH

[75] Inventor: Shingo Ishizaka, Hachioji, Japan

[73] Assignee: Casio Computer Co., Ltd., Tokyo, Japan

[**] Term: 14 Years

[21] Appl. No.: 841,743

[22] Filed: Mar. 5, 1986

[30] Foreign Application Priority Data

Sep. 19, 1985 [JP] Japan 60-39511

[52] U.S. Cl. D10/32; D10/38

[58] Field of Search D10/30-39, D10/122-126; 368/10, 11, 276-277, 280-282, 285, 234-242

[56] References Cited

U.S. PATENT DOCUMENTS

- D. 236,592 9/1975 Portmann D10/32
- D. 238,758 2/1976 Schulthess D10/38
- D. 248,547 7/1976 Fernando D10/32
- D. 249,024 8/1978 Ackerman D10/38 X

- D. 252,450 7/1979 Sulek D10/32
- 3,969,886 7/1976 Yoda 368/109
- 4,255,801 3/1981 Ode 368/282 X
- 4,412,751 11/1983 Jeannet 368/282 X
- 4,427,303 1/1984 Matthias 368/282

OTHER PUBLICATIONS

Hong Kong Enterprises-7/85, p. 123-watch at bottom.

Primary Examiner—Nelson C. Holtje
Attorney, Agent, or Firm—Frishauf, Holtz, Goodman & Woodward

[57] CLAIM

The ornamental design for a wrist watch, as shown.

DESCRIPTION

FIG. 1 is a front elevational view of a wrist watch showing my new design;
 FIG. 2 is a right side elevational view thereof;
 FIG. 3 is a top plan view thereof;
 FIG. 4 is a left side elevational view thereof;
 FIG. 5 is a bottom plan view thereof;
 FIG. 6 is a rear elevational view thereof; and
 FIG. 7 is a perspective view thereof.



FIG. 4

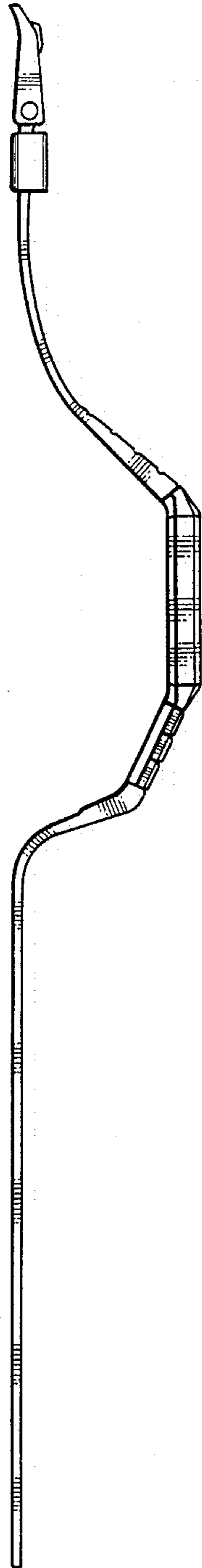


FIG. 1

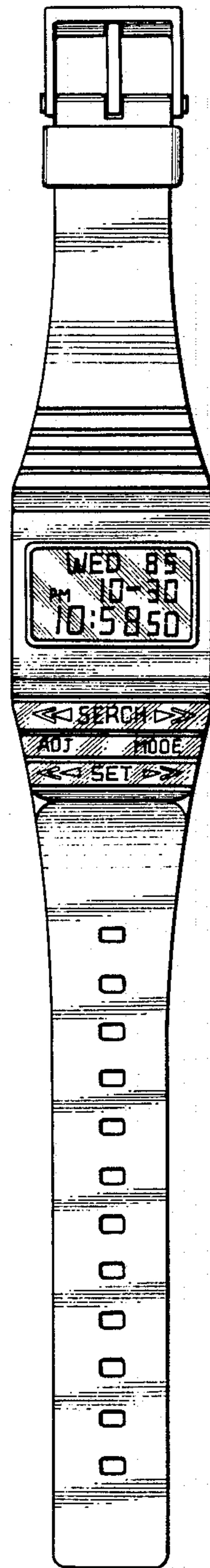


FIG. 2

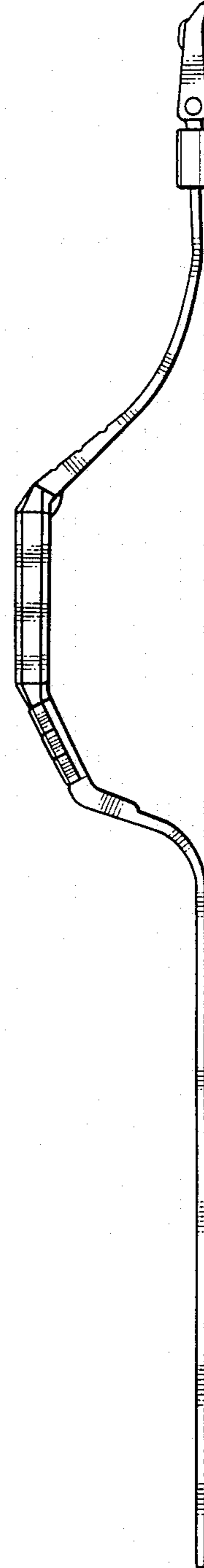


FIG. 3




FIG. 5

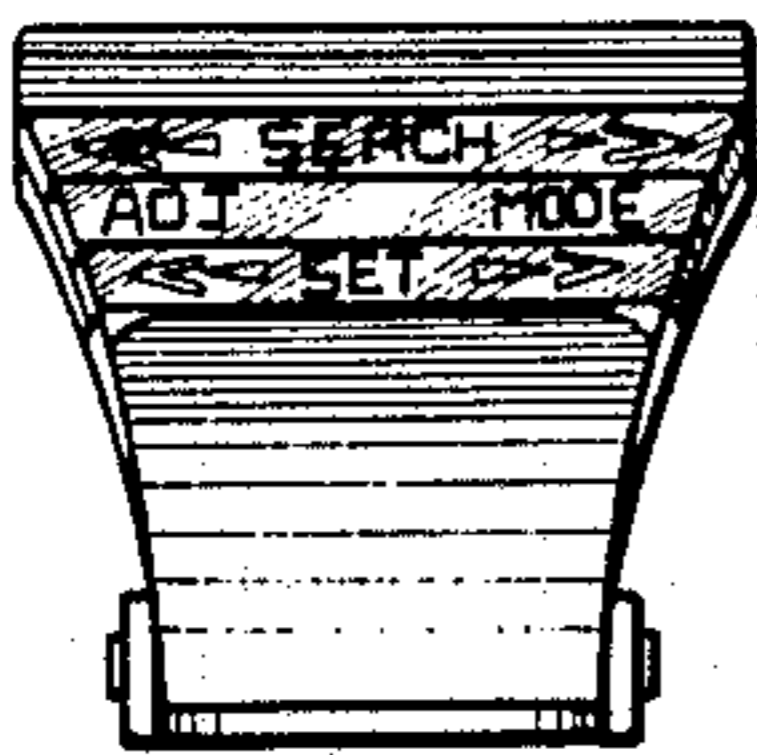


FIG. 7

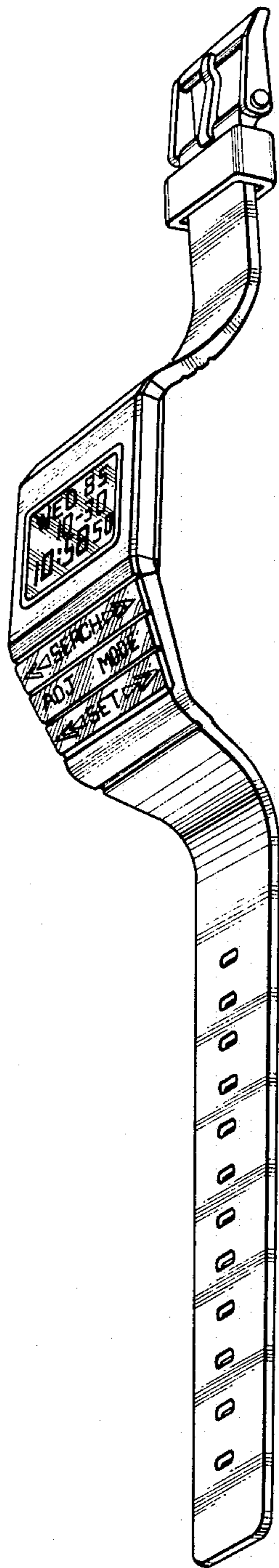


FIG. 6

