

[54] PAIR OF SKI BOOT SCRAPERS

[76] Inventor: David L. Vannett, 9001 Shannon Ave., Oklahoma City, Okla. 73132

[**] Term: 14 Years

[21] Appl. No.: 894,787

[22] Filed: Aug. 8, 1986

[52] U.S. Cl. D32/47

[58] Field of Search D32/40, 46-49; 15/236; 30/169, 171, 172; 280/813

[56] References Cited

U.S. PATENT DOCUMENTS

- D. 247,415 3/1978 Harper D32/47
- 1,132,646 3/1915 Bauman .
- 3,284,091 11/1966 Spier .
- 3,826,518 7/1974 Hennig .
- 3,976,303 8/1976 Lillibridge et al. .
- 3,976,304 8/1976 Lillibridge et al. .
- 3,999,773 12/1976 Shuttleworth .

FOREIGN PATENT DOCUMENTS

- 2263008 10/1975 France 280/813

- 11126 2/1902 Norway 15/236 R
- 637841 8/1983 Switzerland 280/813

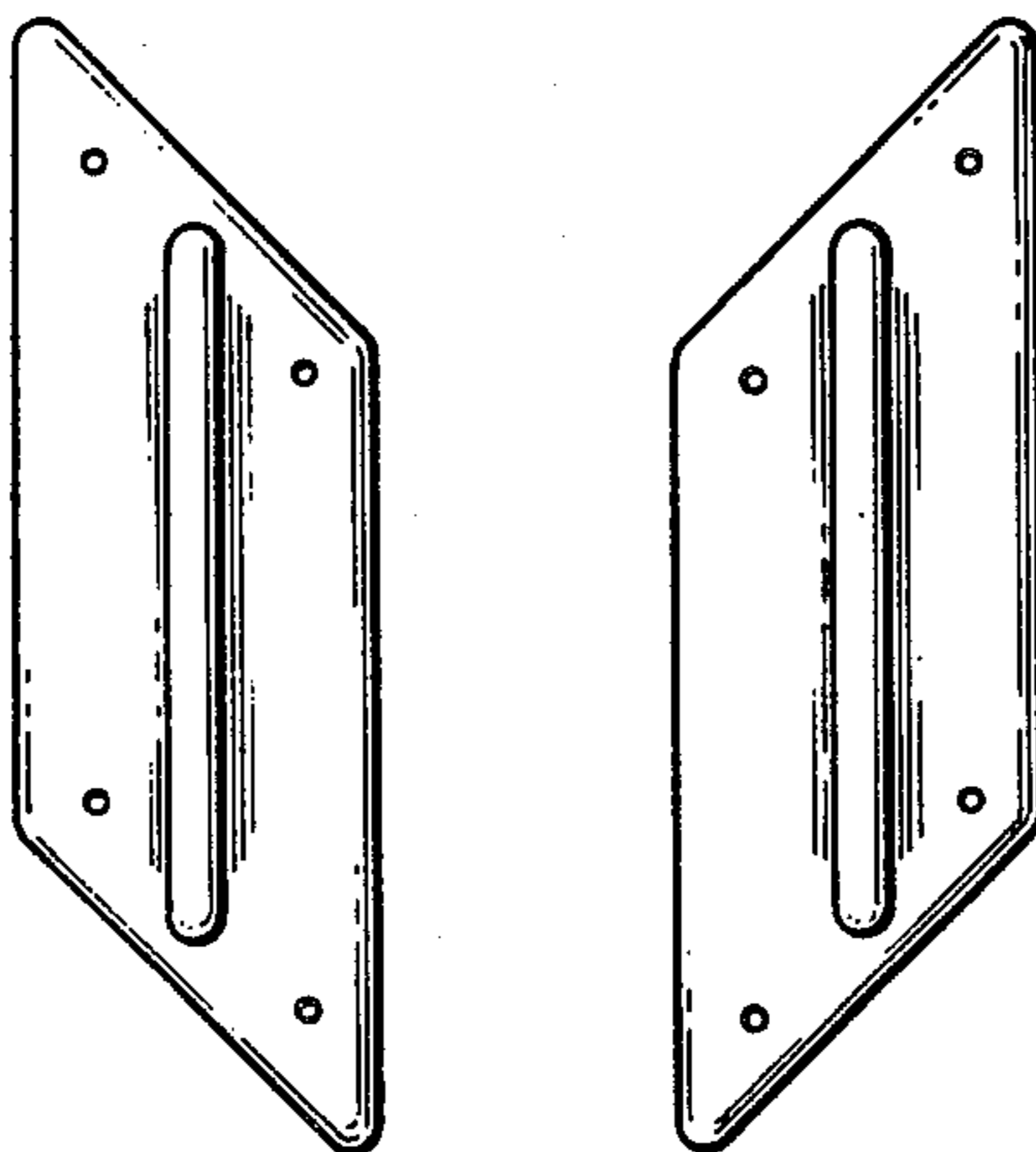
Primary Examiner—Catherine E. Kemper
Attorney, Agent, or Firm—Glen M. Burdick

[57] CLAIM

The ornamental design for a pair of ski boot scrapers, substantially as shown and described.

DESCRIPTION

FIG. 1 is a top plan view of a left member of a pair of ski boot scrapers, showing my new design;
 FIG. 2 is a top plan view of the right member of the pair;
 FIG. 3 is a bottom plan view of the right member;
 FIG. 4 is a bottom plan view of the left member;
 FIG. 5 is an end elevational view of the left member;
 FIG. 6 is an end elevational view of the right member;
 FIGS. 7 and 8 are elevational views of the opposite ends;
 FIG. 9 is a side elevational view of the left member;
 FIG. 10 is a side elevational view of the right member;
 FIGS. 11 and 12 are elevational views of the opposite sides thereof.






Fig. 1



Fig. 2




Fig. 3

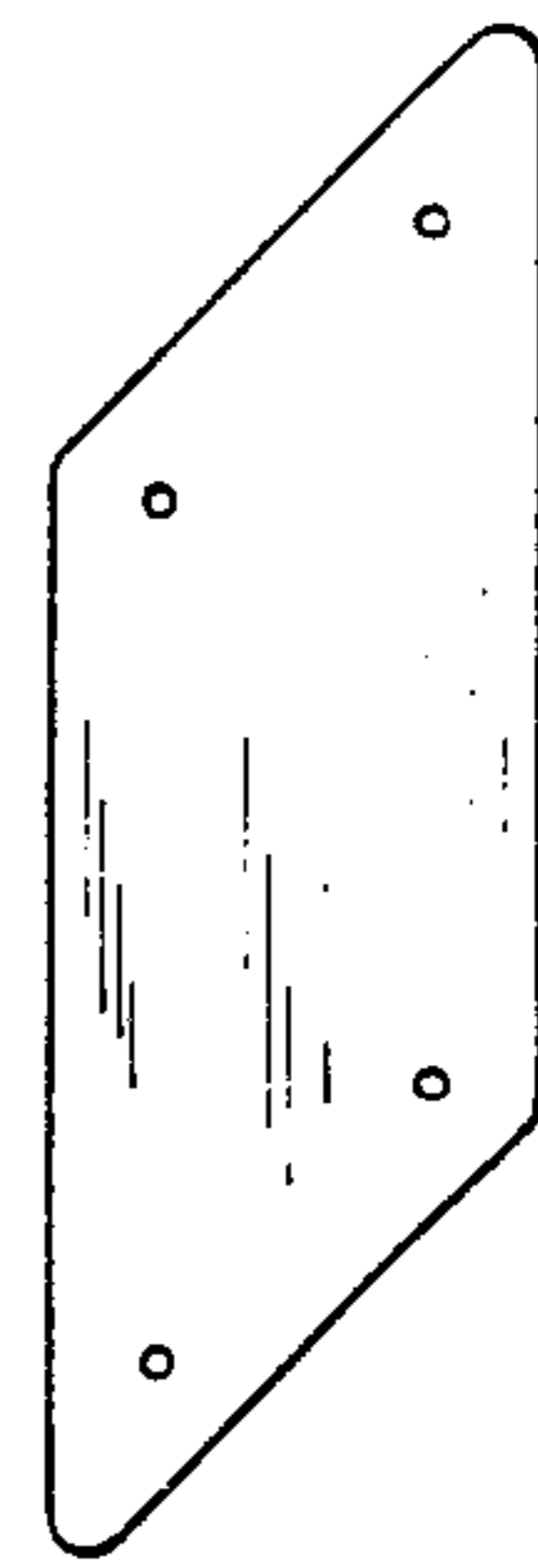


Fig. 4



Fig. 5



Fig. 6



Fig. 7



Fig. 8




Fig. 9




Fig. 10




Fig. 11




Fig. 12