

United States Patent [19]

Blake, III et al.

[11] Patent Number: **Des. 297,261**

[45] Date of Patent: **** Aug. 16, 1988**

[54] **SURGICAL STAPLER**

[75] Inventors: **Joseph W. Blake, III**, 88 Main St.,
New Canaan, Conn. 06840; **Paul
DiCesare**, New Canaan, Conn.

[73] Assignee: **Joseph W. Blake, III**, New Canaan,
Conn.

[**] Term: **14 Years**

[21] Appl. No.: **803,936**

[22] Filed: **Nov. 7, 1985**

[52] U.S. Cl. **D24/27; D24/26**

[58] Field of Search **D24/27, 26; 128/334 R,
128/305, 337; 227/19, DIG. 1, 76, 110,
123-126, 134; D8/49, 48, 50, 51, 68**

[56] **References Cited**

U.S. PATENT DOCUMENTS

D. 273,130 3/1984 Green et al. D24/27 X
D. 277,029 1/1985 Blake, III et al. D24/26

D. 278,656 4/1985 Green et al. D24/27 X
D. 284,402 6/1986 Hunt D24/26
4,485,953 12/1984 Rothfuss 227/19

Primary Examiner—Wallace R. Burke
Assistant Examiner—Stella M. Reid
Attorney, Agent, or Firm—Lackebach Siegel Marzullo
& Aronson

[57] **CLAIM**

The ornamental design for a surgical stapler, substantially as shown.

DESCRIPTION

FIG. 1 is a top front and side perspective view of a surgical stapler showing our new design; FIG. 2 is a top plan view thereof; FIG. 3 is a front view thereof; FIG. 4 is a side perspective view thereof, opposite that shown in FIG. 1; FIG. 5 is a rear view thereof; and FIG. 6 is a bottom plan view thereof.

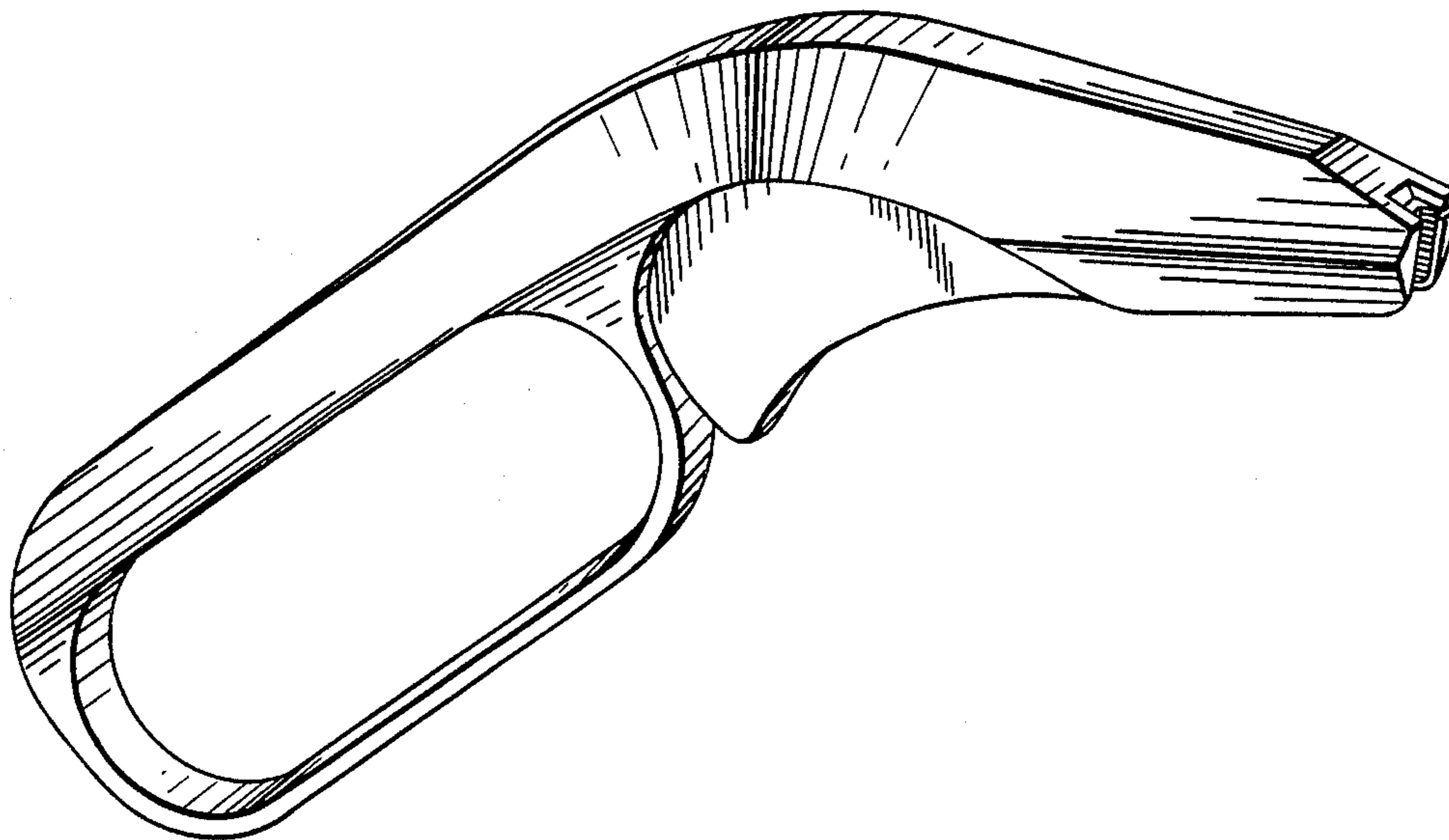


FIG. 1

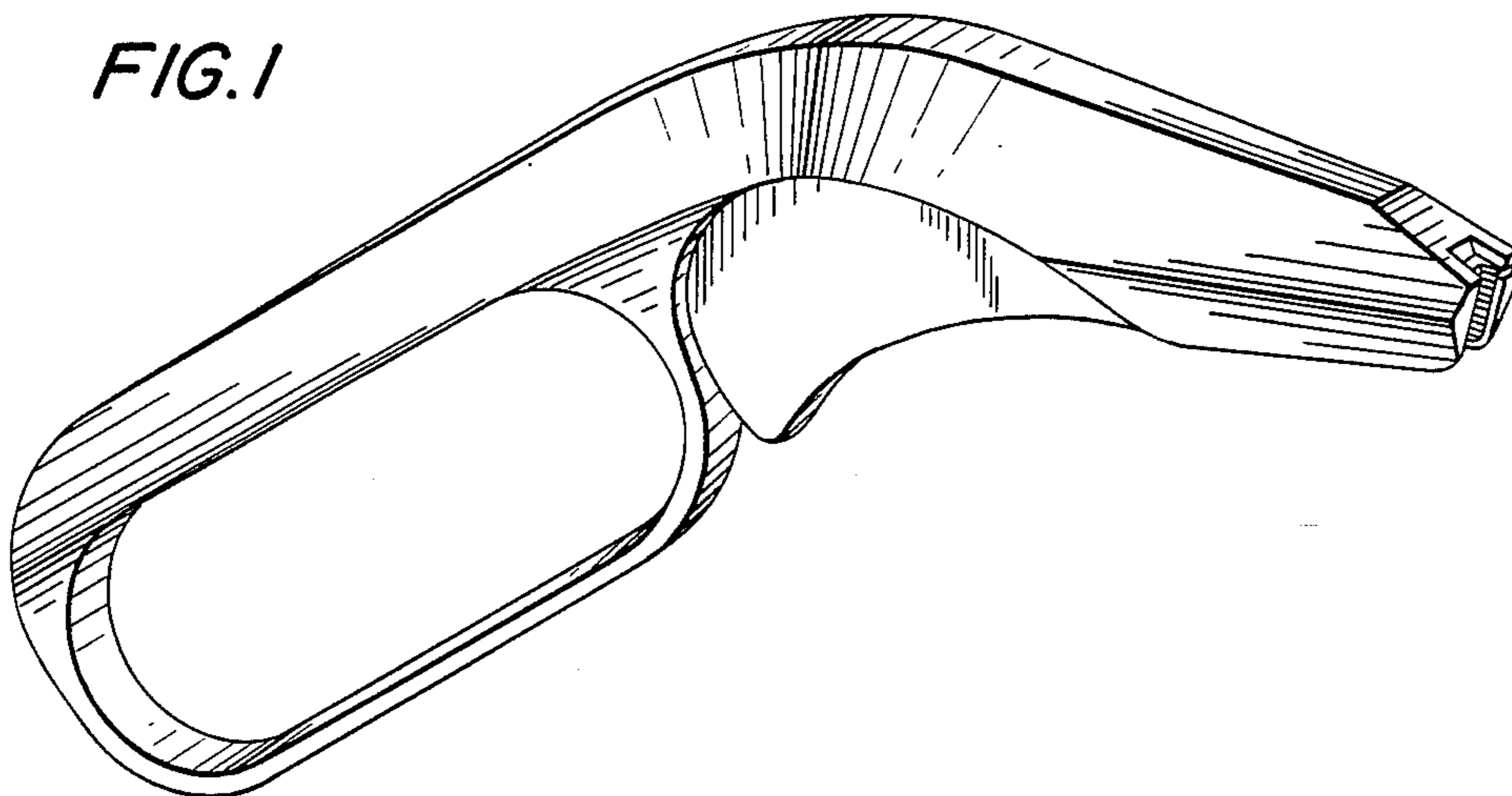


FIG. 3




FIG. 2

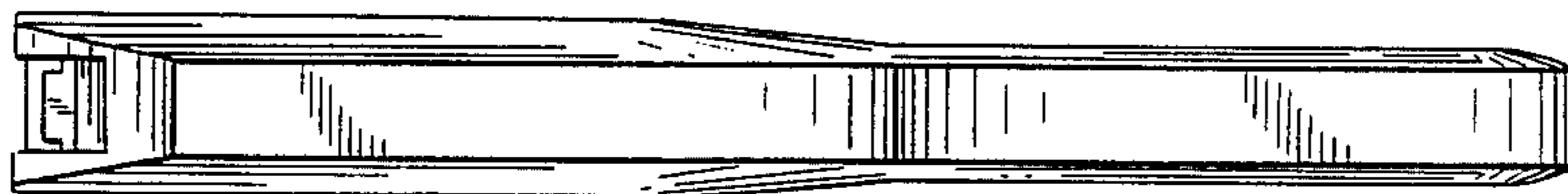


FIG. 4

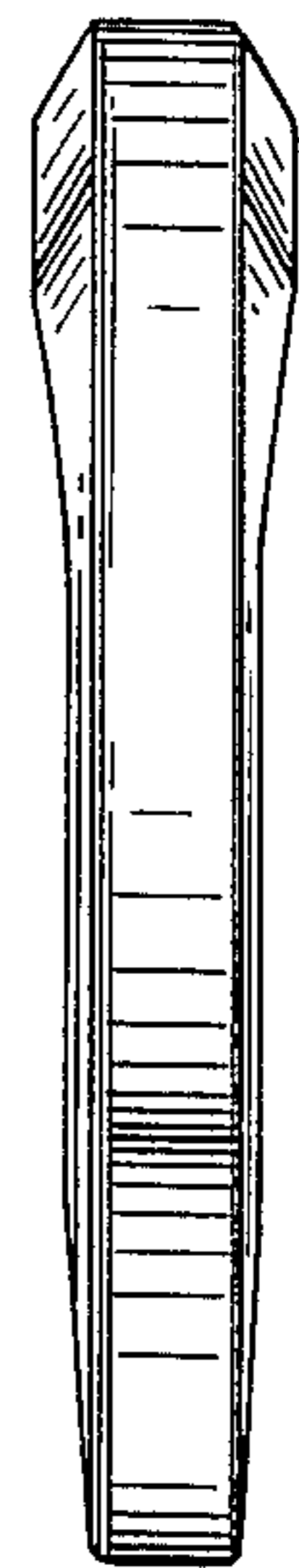
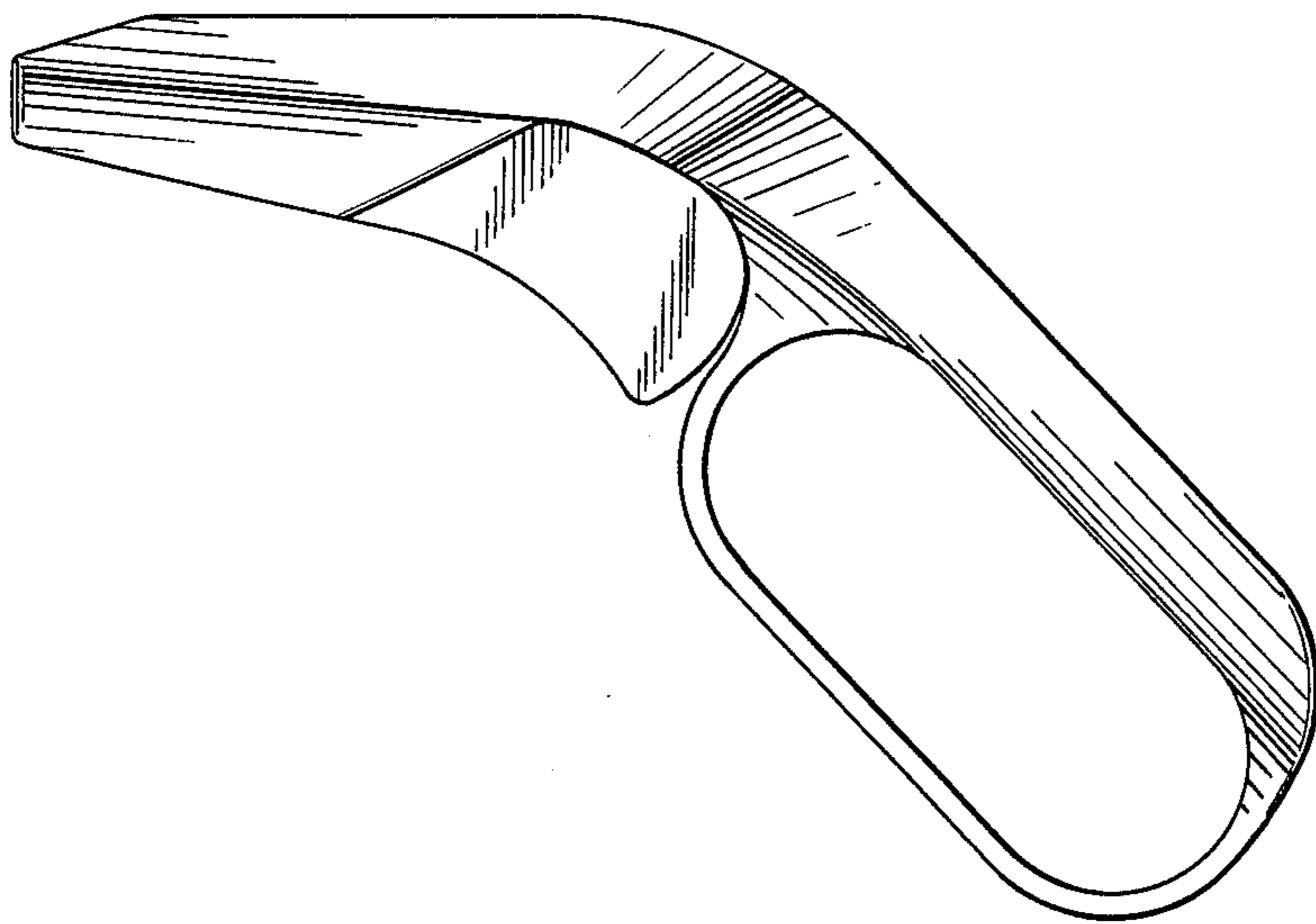


FIG. 5

FIG. 6

