

[54] **CENTRAL LUBRICATION UNIT**
 [76] Inventor: **Cecil J. Connors**, 716 E. Spencer St.,
 Riverton, Wyo. 82501
 [**] Term: **14 Years**
 [21] Appl. No.: **771,109**
 [22] Filed: **Aug. 30, 1985**
 [52] U.S. Cl. **D15/150**
 [58] Field of Search **D15/150; 184/6, 81**


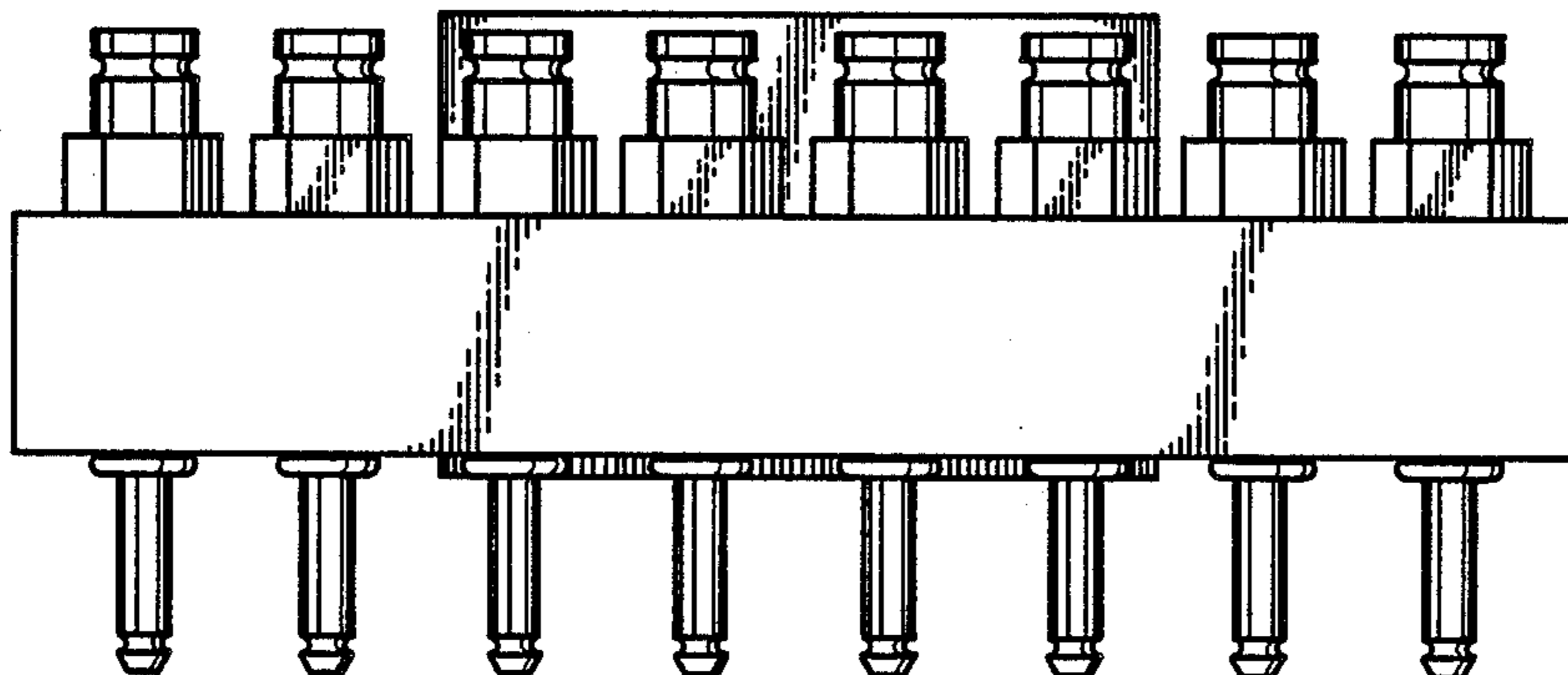
3,145,803 8/1964 Colbert D15/150
 3,273,669 9/1966 Fujita D15/150
 3,604,535 9/1971 Whitaker 184/6
 3,656,584 4/1972 Lyden 184/6
 3,850,265 11/1974 Blower D15/150
 3,891,057 6/1975 Stevens D15/150
 4,609,674 9/1986 Berrend 184/81

Primary Examiner—B. J. Bullock
Attorney, Agent, or Firm—W. C. Tupman

[56] **References Cited**
U.S. PATENT DOCUMENTS
 D. 120,860 6/1940 Folke D15/150
 D. 171,299 1/1954 Honda .
 D. 213,515 3/1969 Yon, Jr. D15/150
 D. 252,148 6/1979 Schramm .
 D. 277,485 2/1985 Iwakura .
 D. 277,756 2/1985 Davidson .
 1,855,516 4/1932 Gits 184/81
 2,646,856 7/1953 Lyden 184/81

[57] **CLAIM**
 The ornamental design for a central lubrication unit,
 substantially as shown and described.

DESCRIPTION
 FIG. 1 is a top view of a central lubrication unit showing my new design;
 FIG. 2 is a bottom view;
 FIG. 3 is a front view, the rear being unornamented;
 and
 FIG. 4 is a right side view thereof taken at a 90° angle.



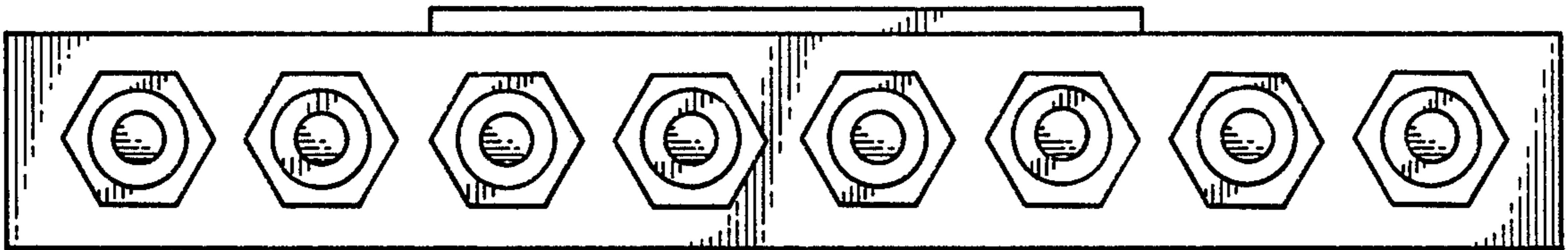


Fig. 1

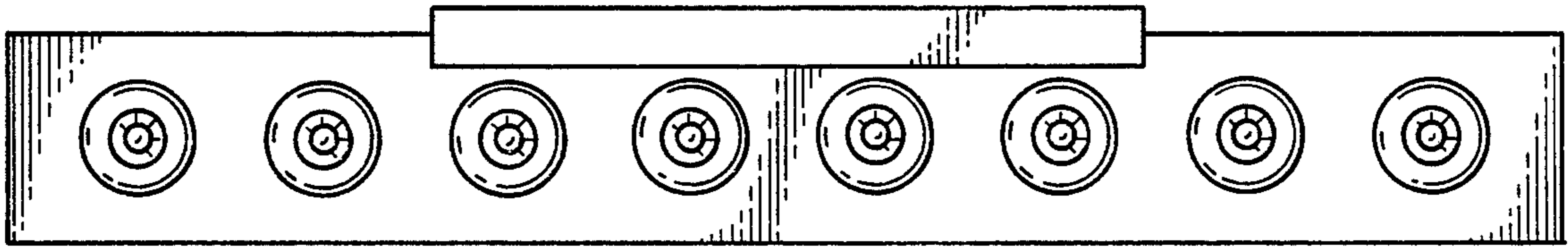


Fig. 2

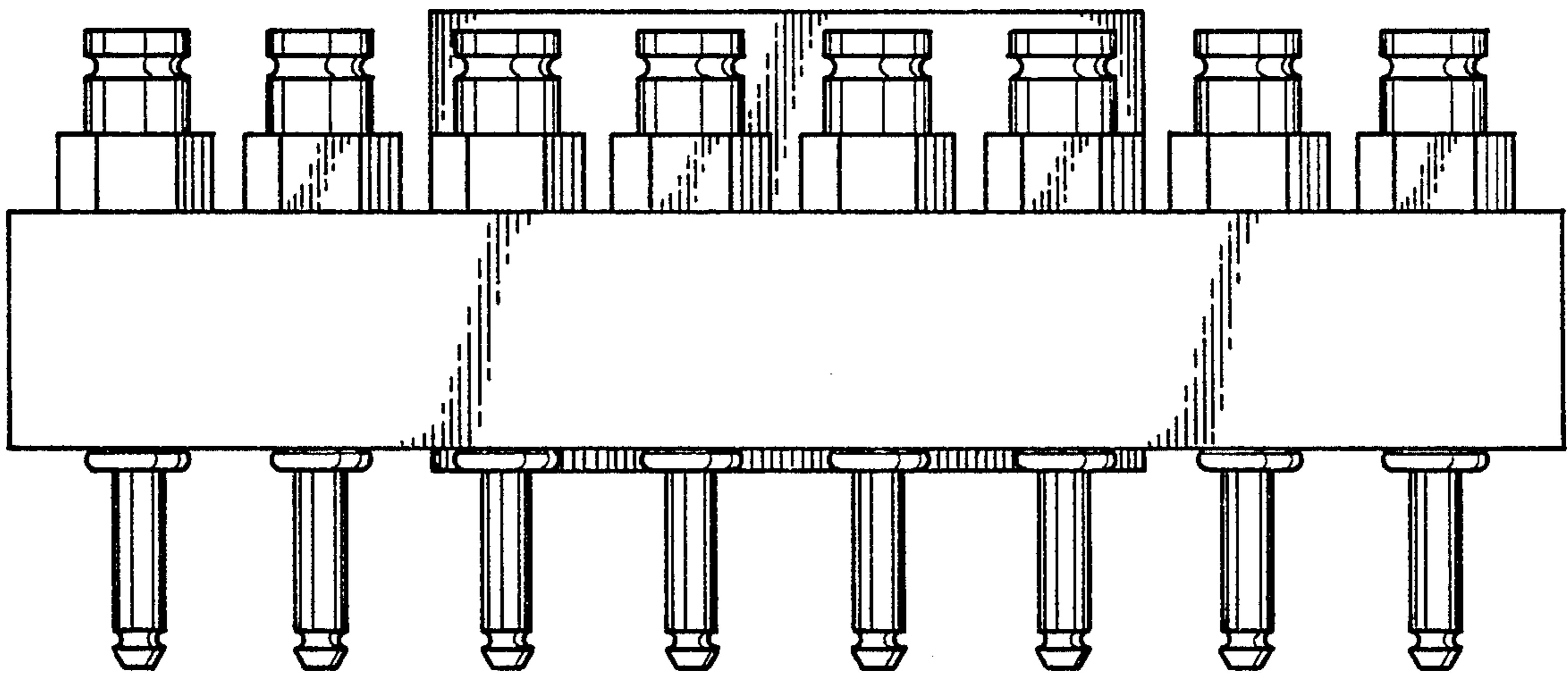


Fig. 3

Fig. 4

