

[54] CUTTER DISK FOR PAPER SHREDDING MACHINE

[76] Inventor: Takefumi Hatanaka, No. 1-4-13, Midori-cho, Koganei-shi, Tokyo, Japan

[**] Term: 14 Years

[21] Appl. No.: 698,985

[22] Filed: Feb. 7, 1985

[52] U.S. Cl. D15/139

[58] Field of Search D15/127-129, D15/29, 138-139; 241/236; D8/7-9, 20, 66

[56] References Cited

U.S. PATENT DOCUMENTS

D. 221,461	8/1971	Hagenstad	D15/29
701,916	6/1902	Morrison	83/855
1,175,963	3/1916	Loeser	D8/66
3,305,917	2/1967	Grassmann	83/855

FOREIGN PATENT DOCUMENTS

26490	5/1930	Australia	407/44
25302	of 1901	United Kingdom	407/33

Primary Examiner—Wallace R. Burke
Assistant Examiner—Ruth Takemoto
Attorney, Agent, or Firm—Jordan and Hamburg

[57] CLAIM

The ornamental design for a cutter disk for a paper shredding machine, as shown.

DESCRIPTION

FIG. 1 is a side elevational view of a cutter disk for a paper shredding machine showing my new design; FIG. 2 is a top plan view thereof, the bottom view being a mirror image; FIG. 3 is a side elevational view thereof, of the opposite side of FIG. 1; FIG. 4 is another side elevational view thereof; FIG. 5 is a side elevational view thereof, of the opposite side of FIG. 4; and FIG. 6 is a sectional view thereof, taken along lines 6—6 in FIG. 2.

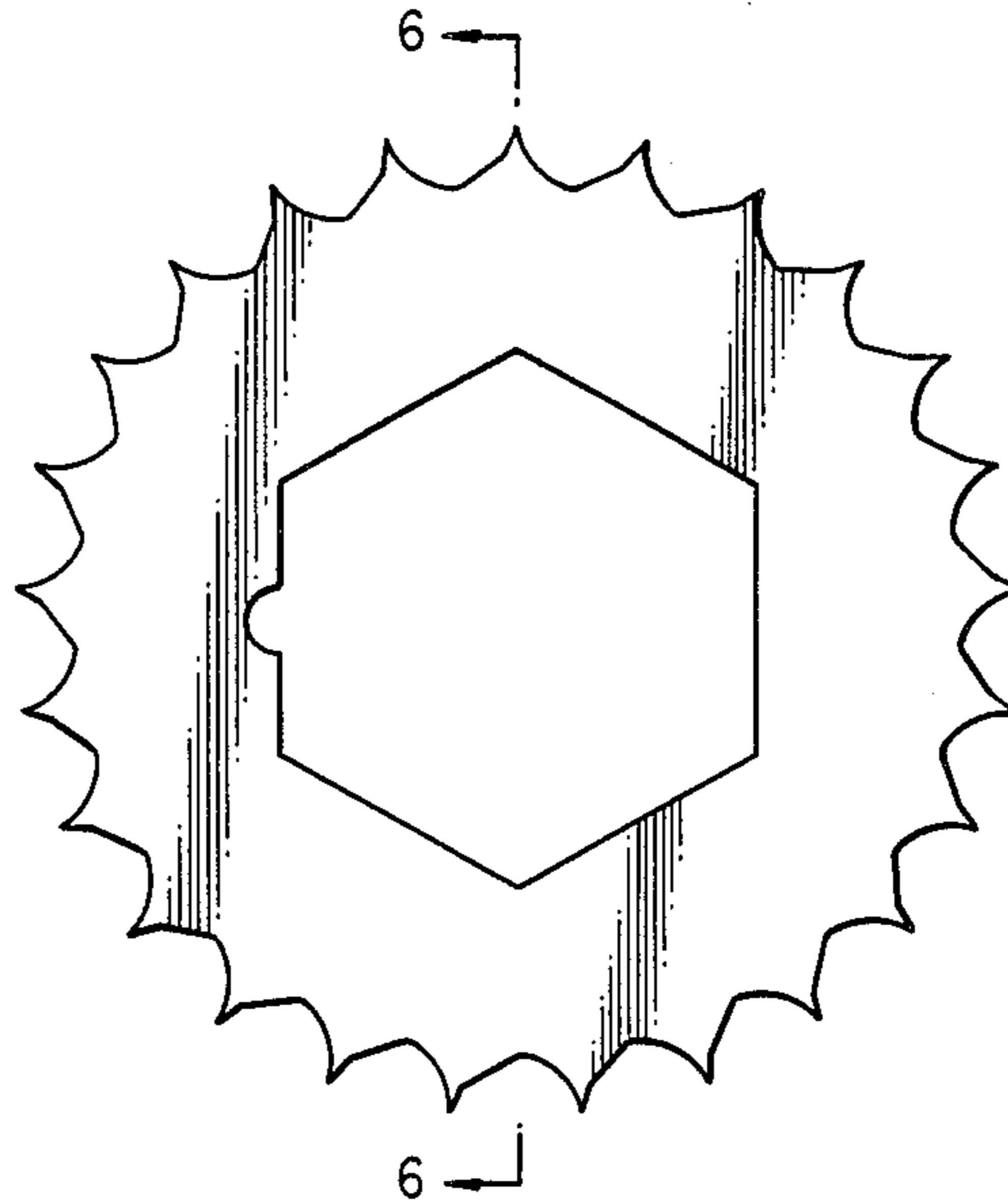


Fig. 1




Fig. 2

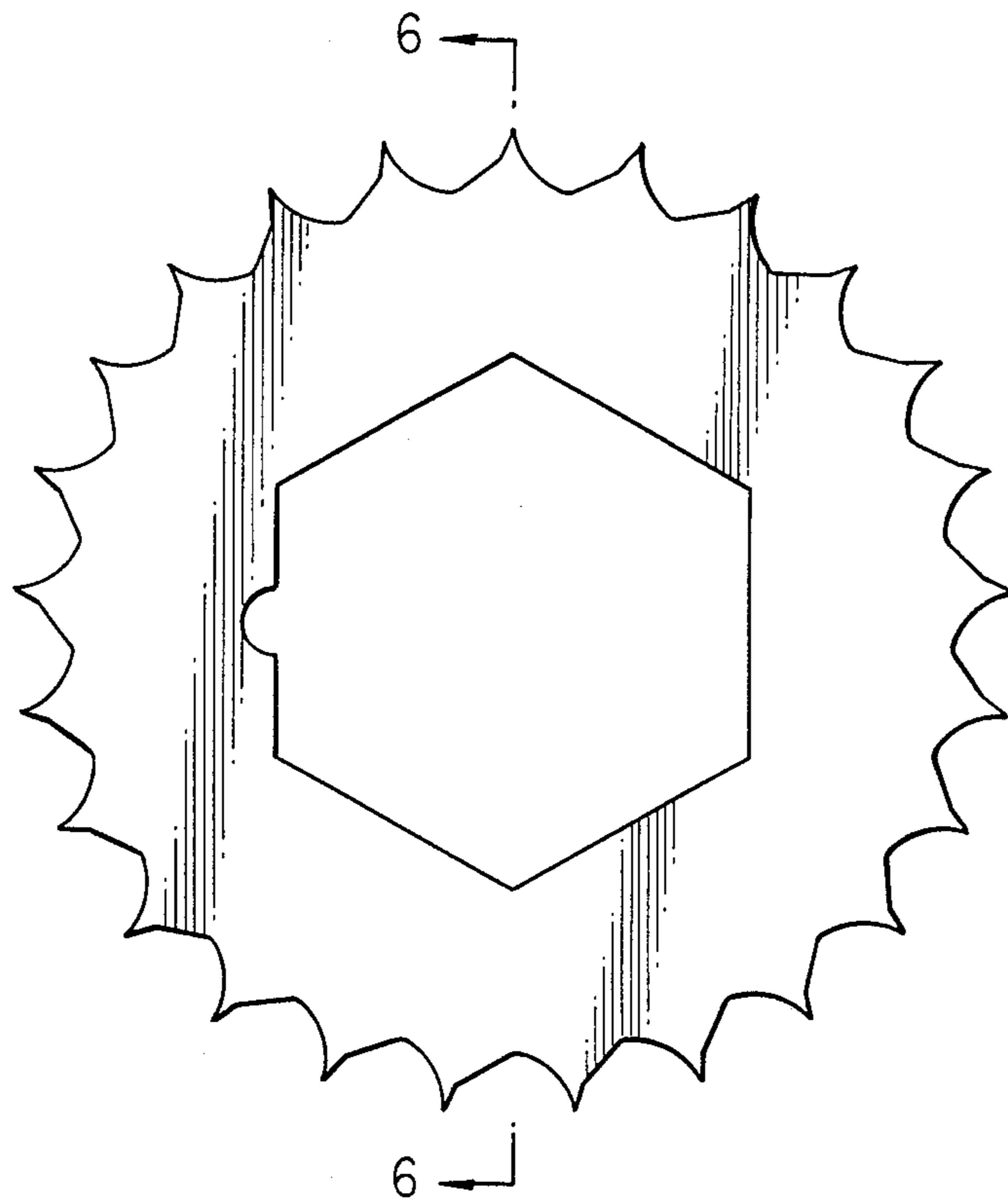


Fig. 3



Fig. 4



Fig. 5



Fig. 6

