

[54] COMBINED TELEPHONE, COIN BOX AND SUPPORT THEREFOR

4,392,017 7/1983 Torres 179/2 T C
4,473,718 9/1984 Ettl 179/2 C

[75] Inventor: Robert V. Albertson, Wayzata, Minn.

[73] Assignee: Burd, Bartz & Gutenkauf, Minneapolis, Minn.

[**] Term: 14 Years

[21] Appl. No.: 602,899

[22] Filed: Apr. 23, 1984

[52] U.S. Cl. D14/55; D14/59

[58] Field of Search D14/52, 53, 55, 56, D14/59, 60, 61, 62, 63; 179/179, 90 AD, 90 K, 100 R, 100 C, 100 D, 100 L, 101, 0.3, 6.3 R, 2 TC, 146 R

[56] References Cited

U.S. PATENT DOCUMENTS

D. 140,904	4/1945	Deakin	D14/53
D. 198,213	5/1964	Blumenau	D14/53
985,616	2/1911	Meade	179/6.3 R
2,309,572	1/1943	Bruck	179/6.3 R
3,322,905	5/1967	Klumb et al.	179/90 AD
3,360,607	12/1967	Oppenheimer	179/90 AD
3,360,612	12/1967	Klumb et al.	179/90 AD
3,511,939	5/1970	Chuta et al.	179/6.3 R
4,260,855	4/1981	Rubinstein	179/2 C

OTHER PUBLICATIONS

Promotional Brochure, (EECO SSTD Phone Showing, White Desk Phone on p. 1.
Grandcom Booklet: at p. 3, Molded Standard Desk Set with Rotary Dial, No. 500.
B. A. Pargh Cat. ©1983 at p. 1, ITT Basic Desk Phone: Rotary, Model PC 501 WH.
Northern Supply Catalog-p. C373 Pay Stations.

Primary Examiner—Horace B. Fay


Attorney, Agent, or Firm—Burd, Bartz & Gutenkauf

[57] CLAIM

An ornamental design for a combined telephone, coin box and support therefor, substantially as shown and described.

DESCRIPTION

FIG. 1 is a left side, top and front perspective view of a combined telephone, coin box and support therefor; FIGS. 2 and 3 are respectively top and bottom plan views; FIGS. 4 and 5 are respectively front and rear elevational views thereof; and FIGS. 6 and 7 are respectively right and left side elevational views thereof.



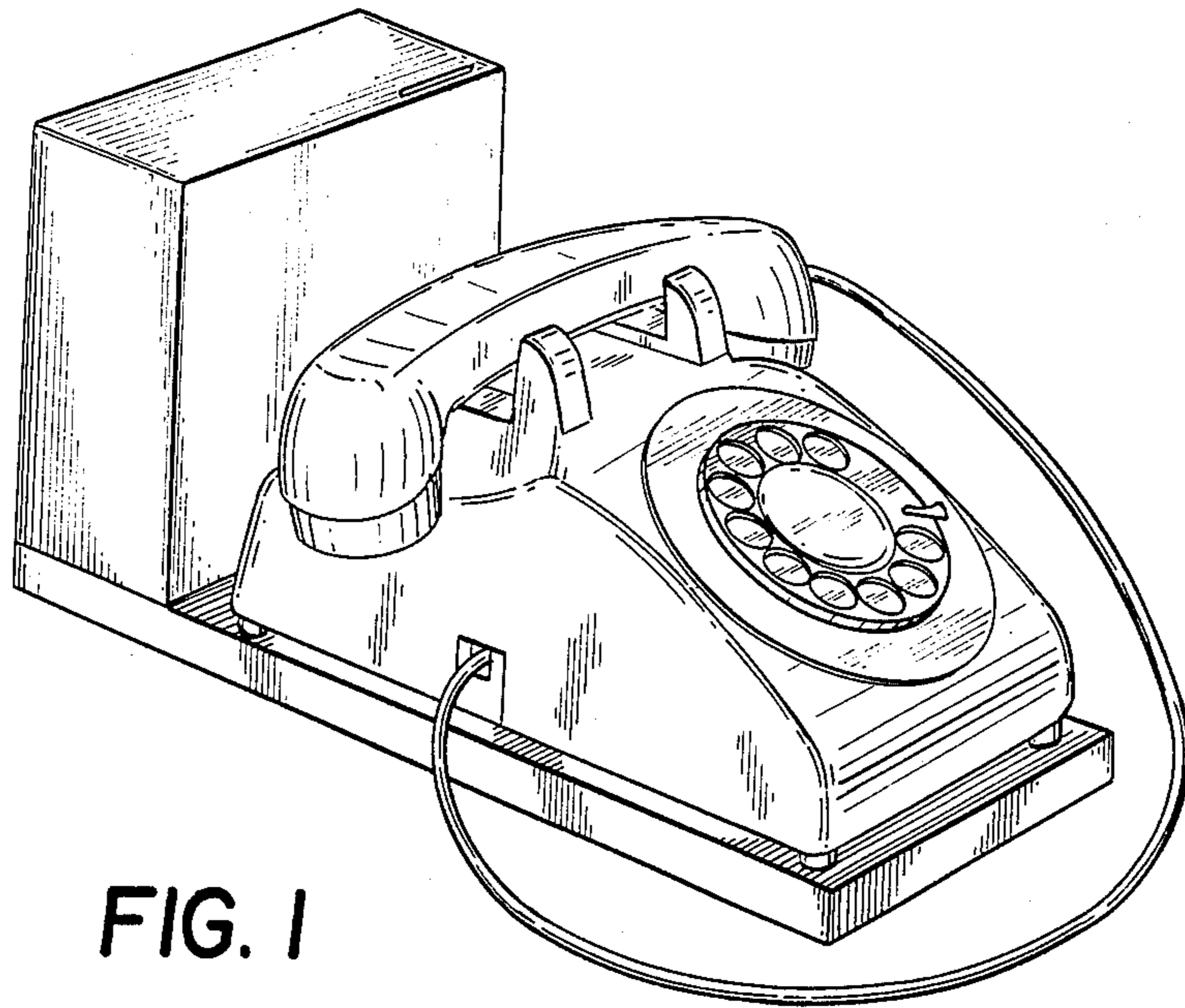


FIG. 1




FIG. 2

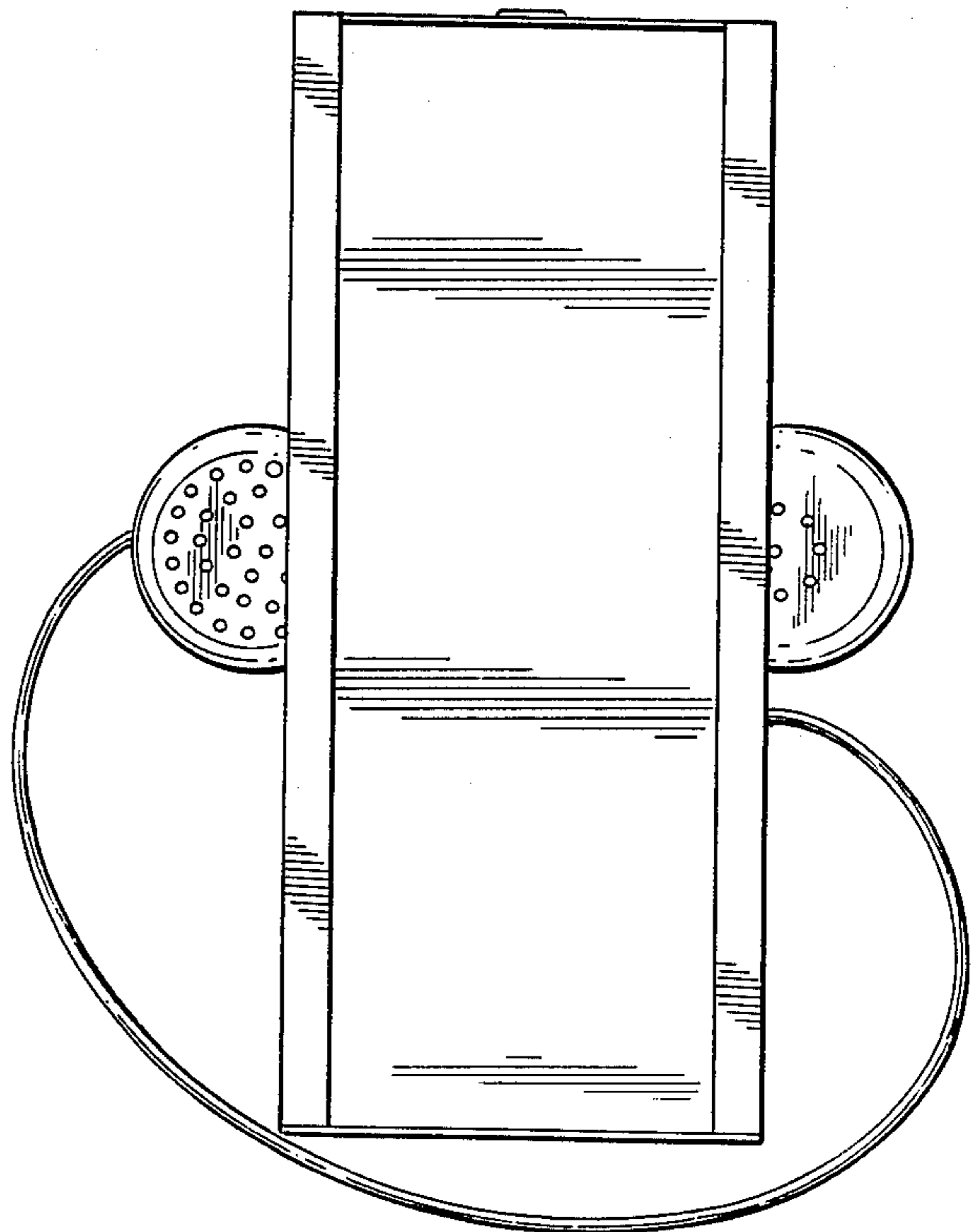


FIG. 3

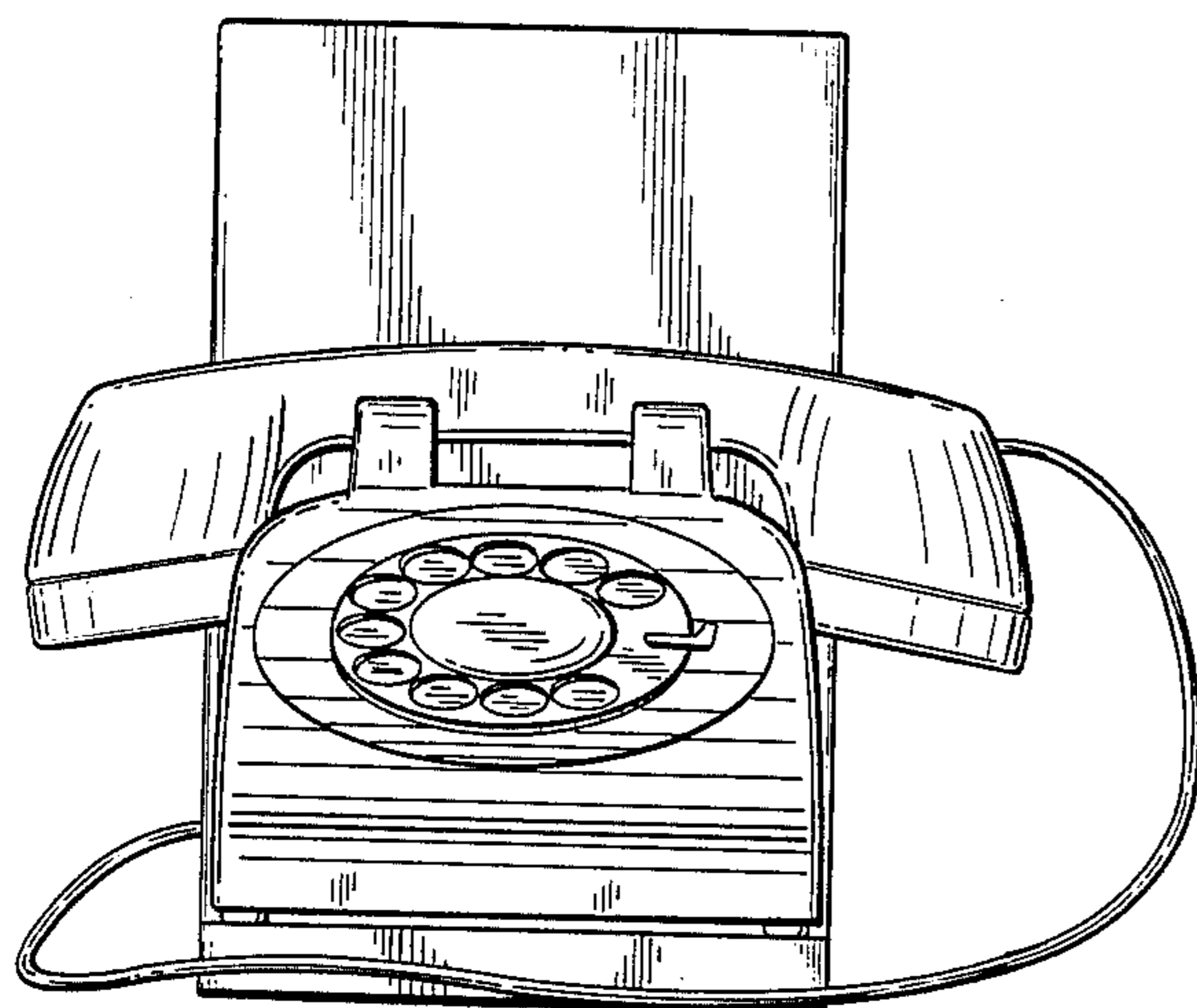


FIG. 4




FIG. 5

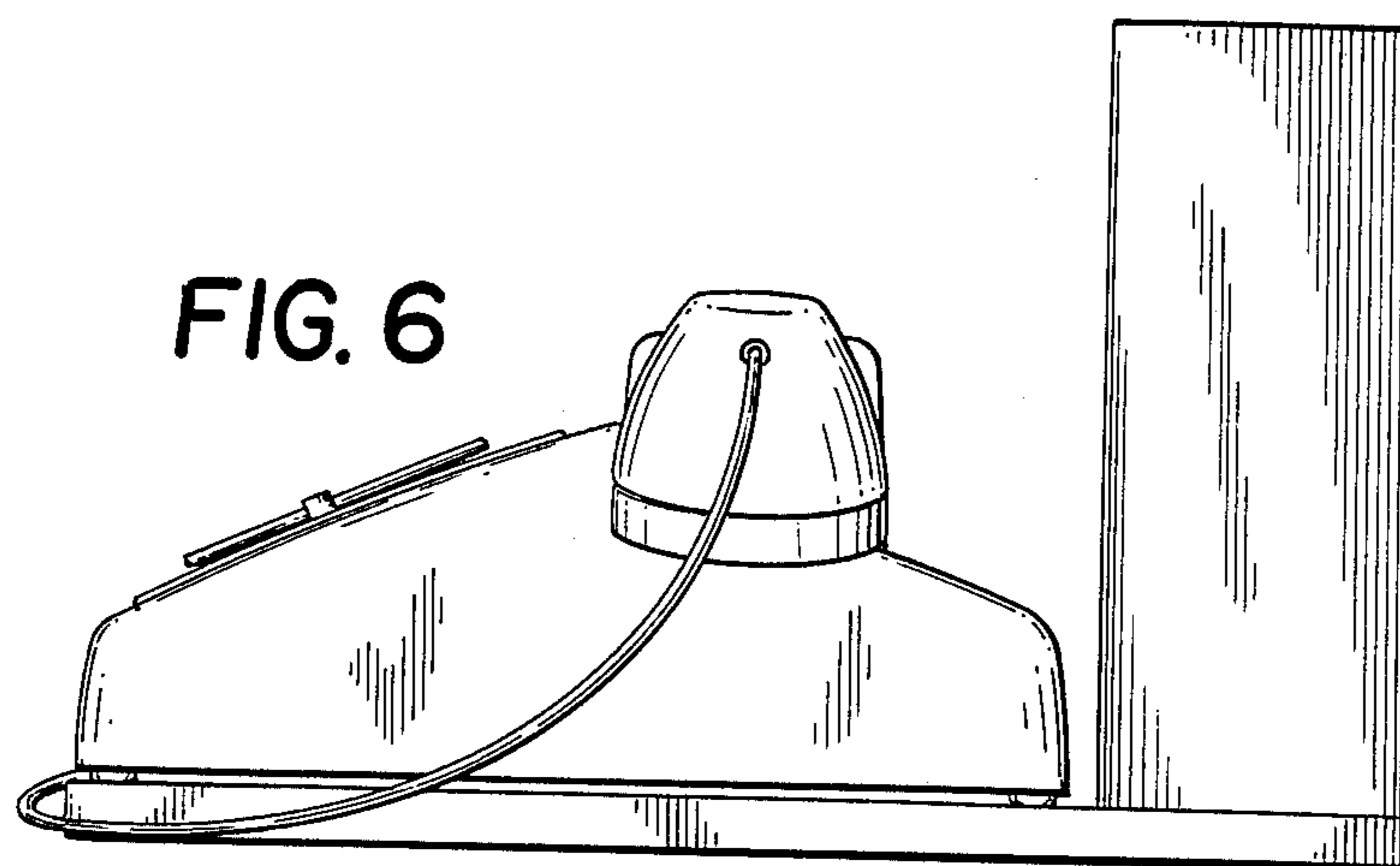


FIG. 6

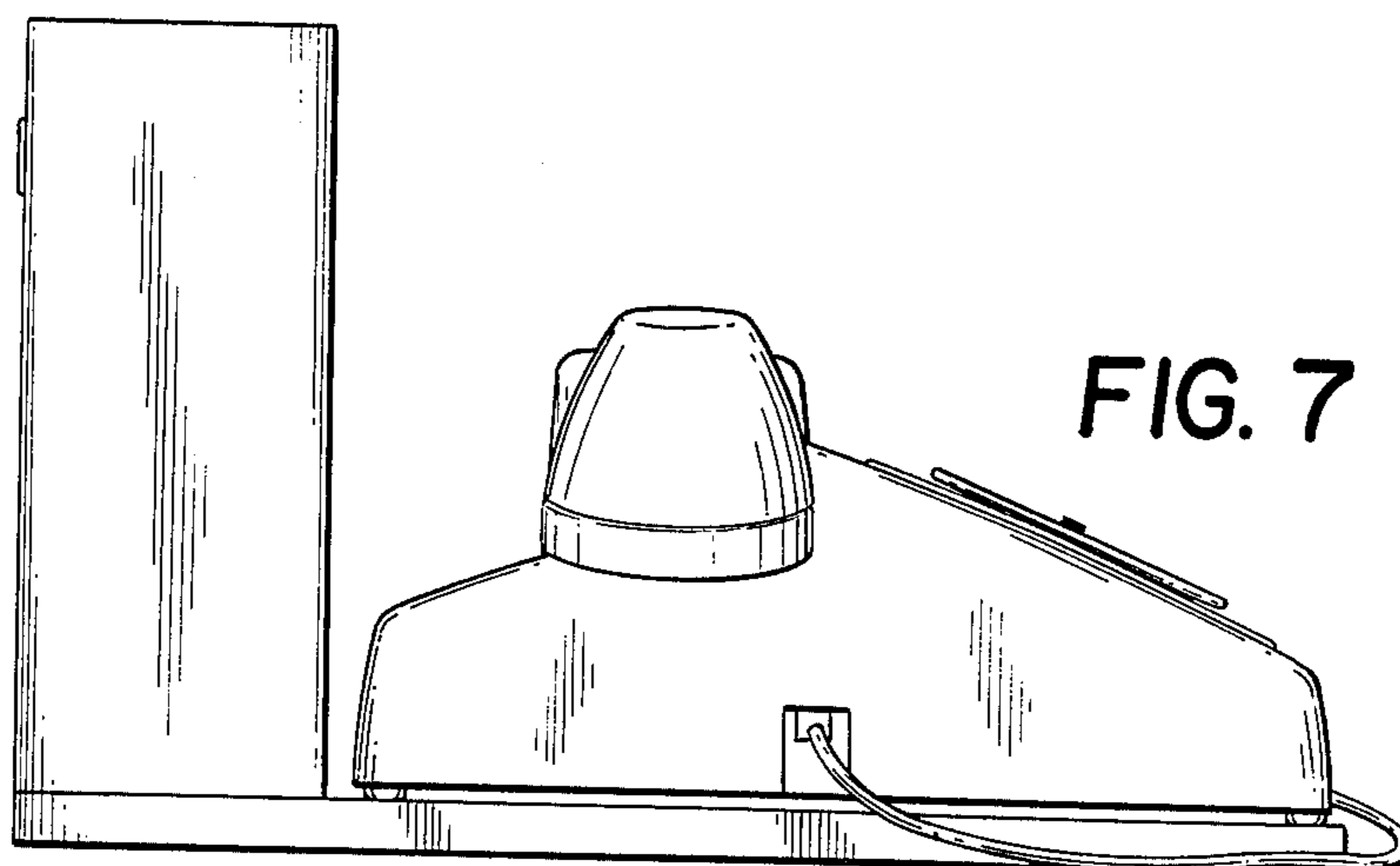


FIG. 7