

United States Patent [19]

Warwicker

[11] Patent Number: **Des. 297,195**

[45] Date of Patent: **** Aug. 16, 1988**

[54] **WALL MOUNTED SECURITY CONTAINER**

[75] Inventor: **Clive W. Warwicker, Cookley, England**

[73] Assignee: **Helix Limited, West Midlands, England**

[**] Term: **14 Years**

[21] Appl. No.: **735,746**

[22] Filed: **May 20, 1985**

[30] **Foreign Application Priority Data**

Nov. 21, 1984 [GB] United Kingdom 1023450

[52] U.S. Cl. **D6/559; D99/28**

[58] Field of Search **D6/559, 569; D8/330, D8/331; D99/28, 34, 35, 43; 312/215, 245, 223; 220/210, 334; 232/1 R, 4 R; 109/1 R, 45, 49.**

[56] **References Cited**

U.S. PATENT DOCUMENTS

D. 141,890 7/1945 Mills D6/559
D. 236,568 9/1975 Savage D6/561
D. 272,292 1/1984 Campbell D99/28
D. 273,968 5/1984 Hoogreen D99/28

2,579,242 12/1951 Pask 312/206
4,462,317 7/1984 Franko et al. 109/45
4,542,848 9/1985 Peters 109/45

OTHER PUBLICATIONS

Office Products Dealer; 4/1983; p. 128; Key Control Cabinet (lower left).

Primary Examiner—B. J. Bullock

Attorney, Agent, or Firm—Neil F. Markva

[57] **CLAIM**

The ornamental design for a wall mounted security container, as shown and described.

DESCRIPTION

FIG. 1 is a front elevational view of a wall mounted security container showing my new design, the rear being substantially a mirror image;

FIG. 2 is a right side elevational view thereof;

FIG. 3 is a top plan view thereof, the bottom being a mirror image;

FIG. 4 is a reduced front perspective view thereof;

FIG. 5 is a reduced front perspective view in the open position showing the front side of the inner rack;

FIG. 6 is a reduced front perspective view in the open position showing the rear side of the inner rack.

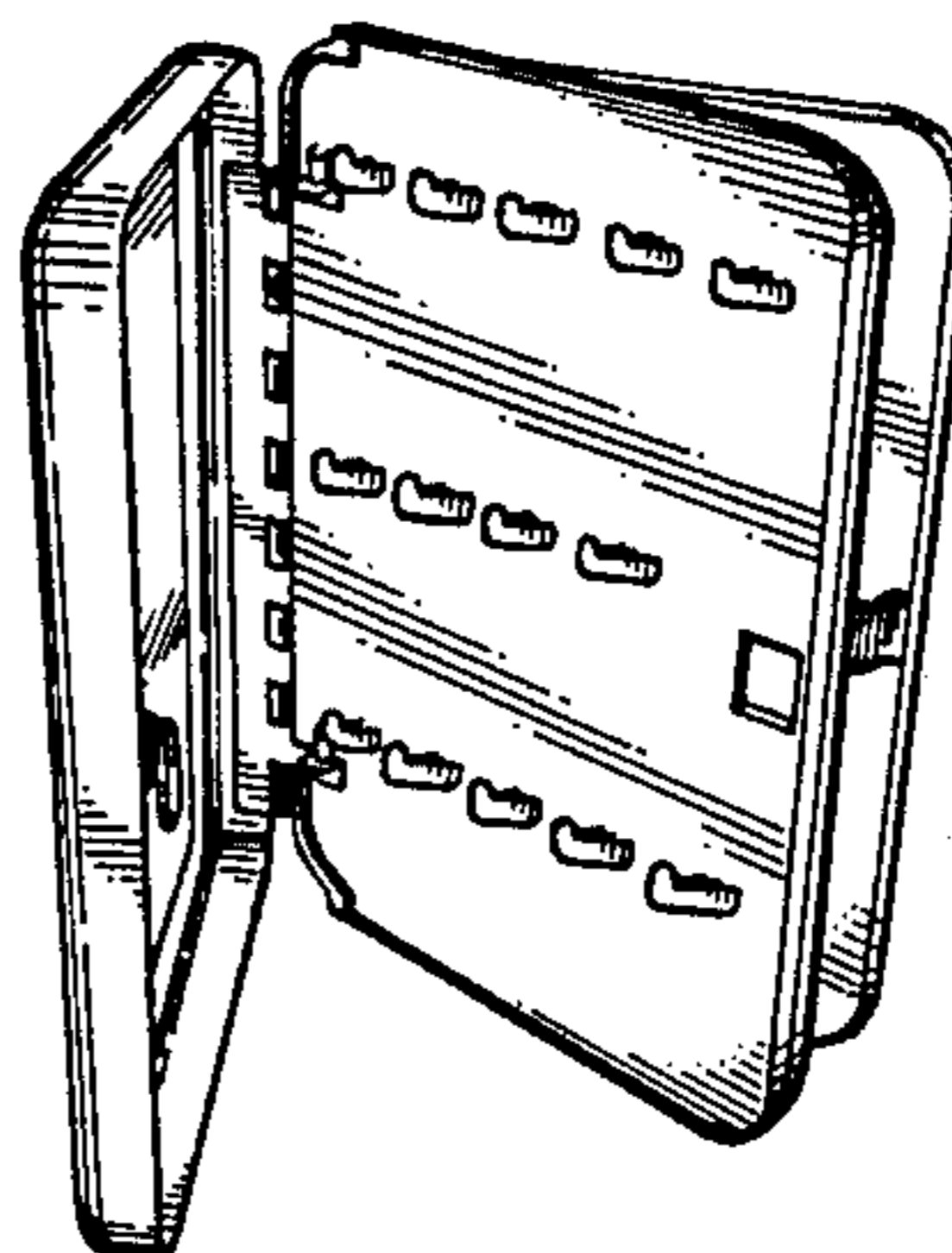



FIG. 1.

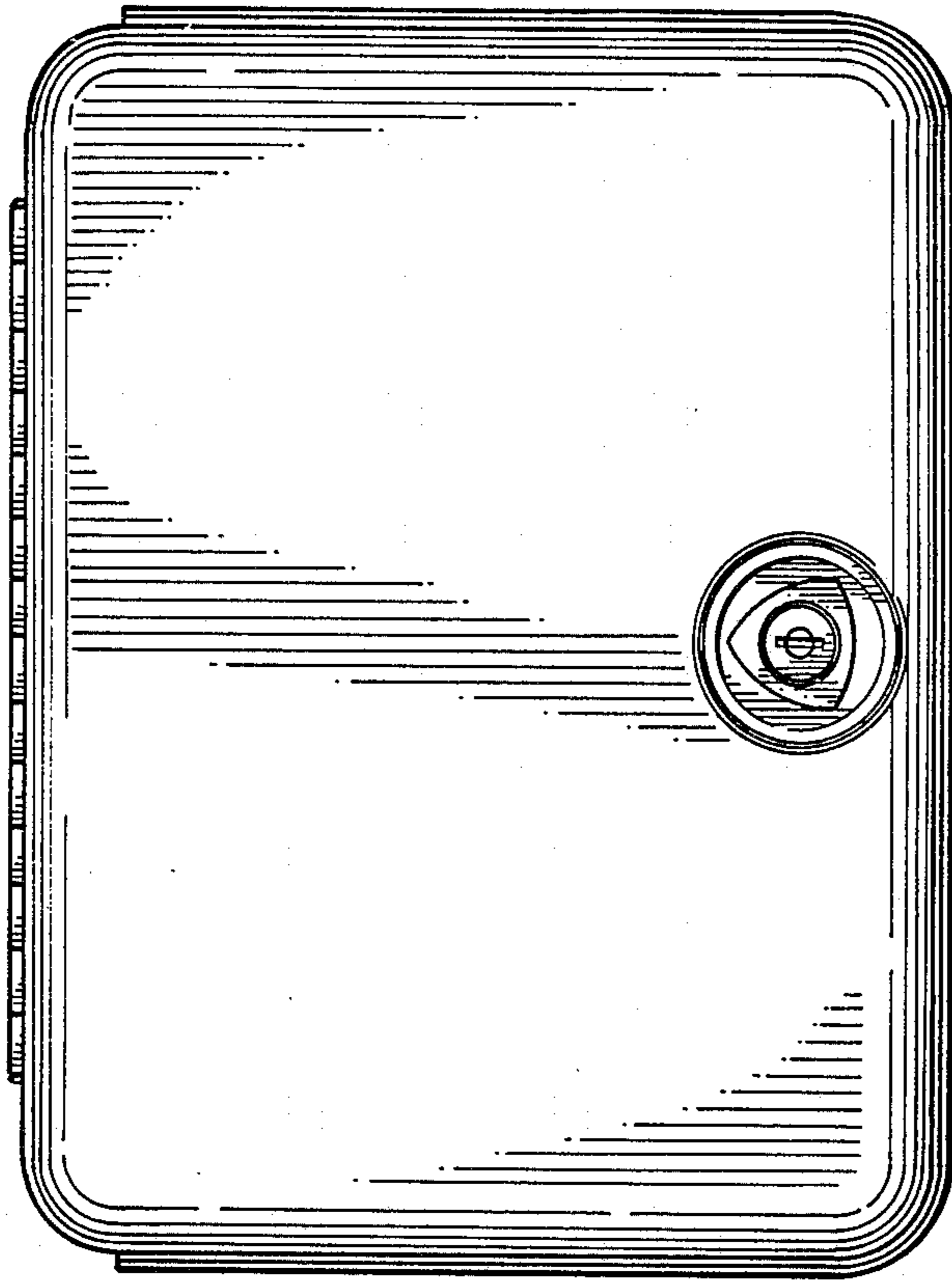


FIG. 2.




FIG. 3.




FIG. 4.

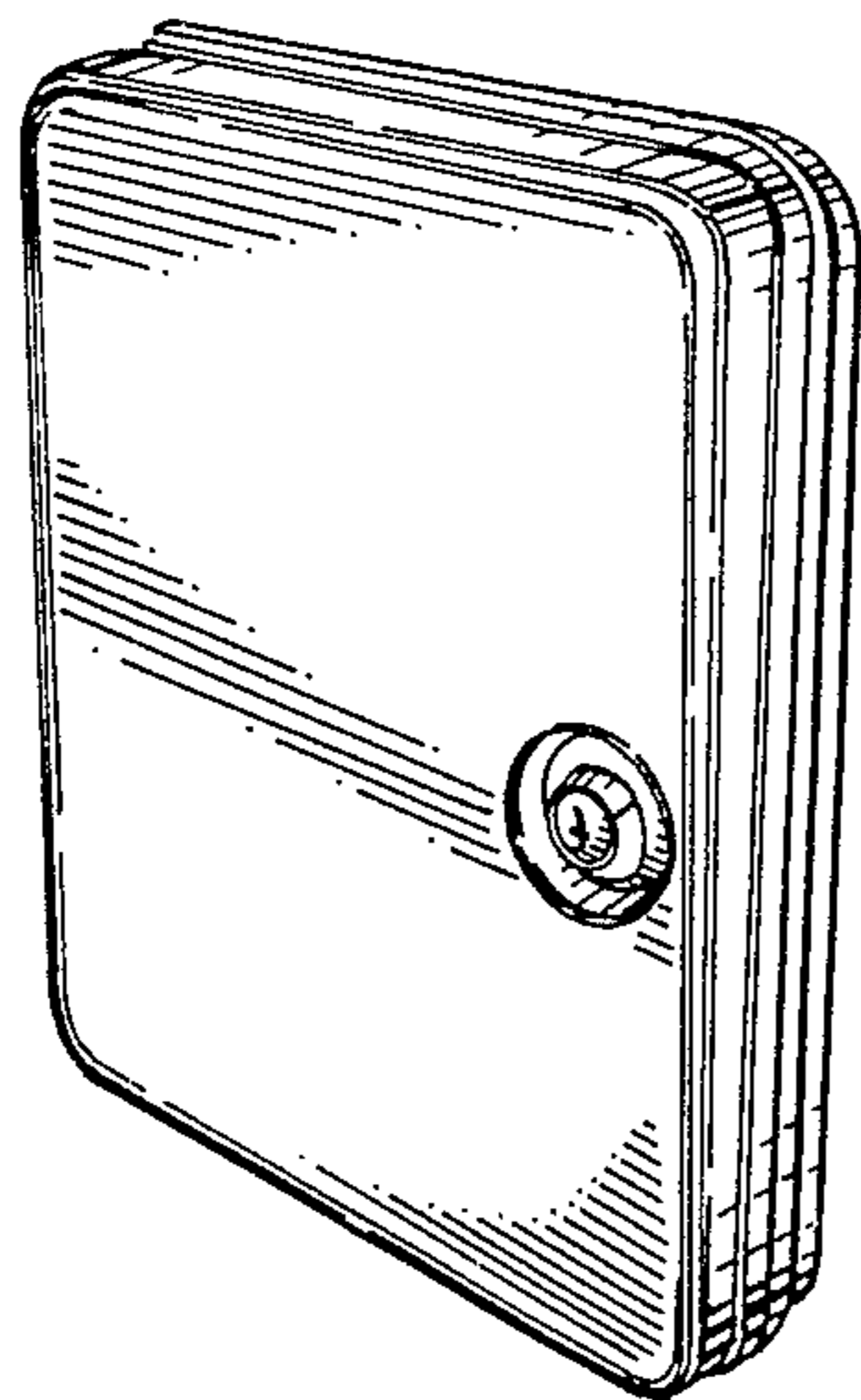


FIG. 5.

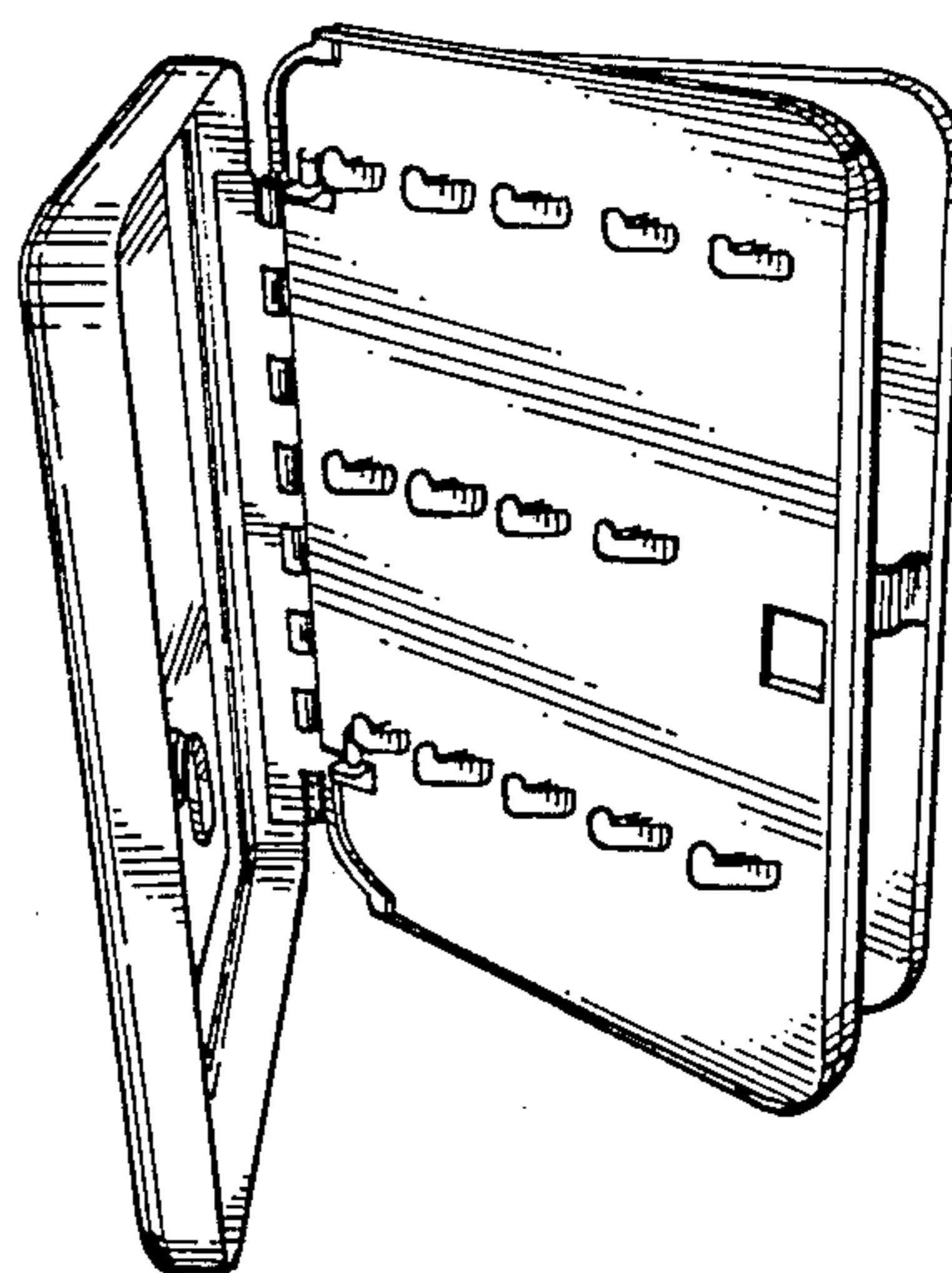


FIG. 6.

