

[54] **SHOE UPPER**  
 [75] **Inventor: James K. Tong, Beaverton, Oreg.**  
 [73] **Assignee: AVIA Group International, Inc.,  
 Portland, Oreg.**  
 [\*\*] **Term: 14 Years**  
 [21] **Appl. No.: 69,597**  
 [22] **Filed: Jul. 2, 1987**

4,128,950 12/1978 Bowerman et al. .... 36/30 R  
 4,255,876 3/1981 Johnson ..... 36/83  
 4,255,877 3/1981 Bowerman ..... 36/129  
 4,354,318 10/1982 Frederick et al. .... 36/30 R  
 4,559,723 12/1985 Hamy et al. .... 36/102  
 4,574,498 3/1986 Norton et al. .... 36/114  
 4,594,799 6/1986 Lin ..... 36/114  
 4,641,438 2/1987 Laird et al. .... 36/59 C

**Related U.S. Application Data**

[62] Division of Ser. No. 8,421, Jan. 29, 1987, Pat. No. 295,230.  
 [52] **U.S. Cl. .... D2/314; D2/310**  
 [58] **Field of Search .... D2/264, 265, 308-315,  
 D2/326-328; 36/45, 50, 53, 83, 84, 102-104,  
 106, 112-114**

**References Cited**

**U.S. PATENT DOCUMENTS**

D. 257,185 10/1980 Famolare, Jr. .... D2/309  
 D. 262,582 1/1982 Moore ..... D2/310  
 D. 272,964 3/1984 Feigelstock ..... D2/310  
 D. 279,139 6/1985 Gamm ..... D2/310  
 D. 280,672 9/1985 Gamm ..... D3/309  
 D. 287,301 12/1986 Tong ..... D2/314  
 D. 287,422 12/1986 MacGregor et al. .... D2/314  
 D. 290,783 7/1987 Selbiger et al. .... D2/314  
 D. 290,901 7/1987 Tong et al. .... D2/314  
 D. 293,971 2/1988 Selbiger ..... D2/314  
 3,849,915 11/1974 Inohara ..... 36/67 B

**OTHER PUBLICATIONS**

Footwear News Magazine, p. 33, Dec. 1984, Reebok Freestyle High Top.  
 Footwear News Magazine, p. 26, Jan. 7, 1985, Sweats.  
 Footwear News Magazine, May 6, 1985, City Wings by Pony.


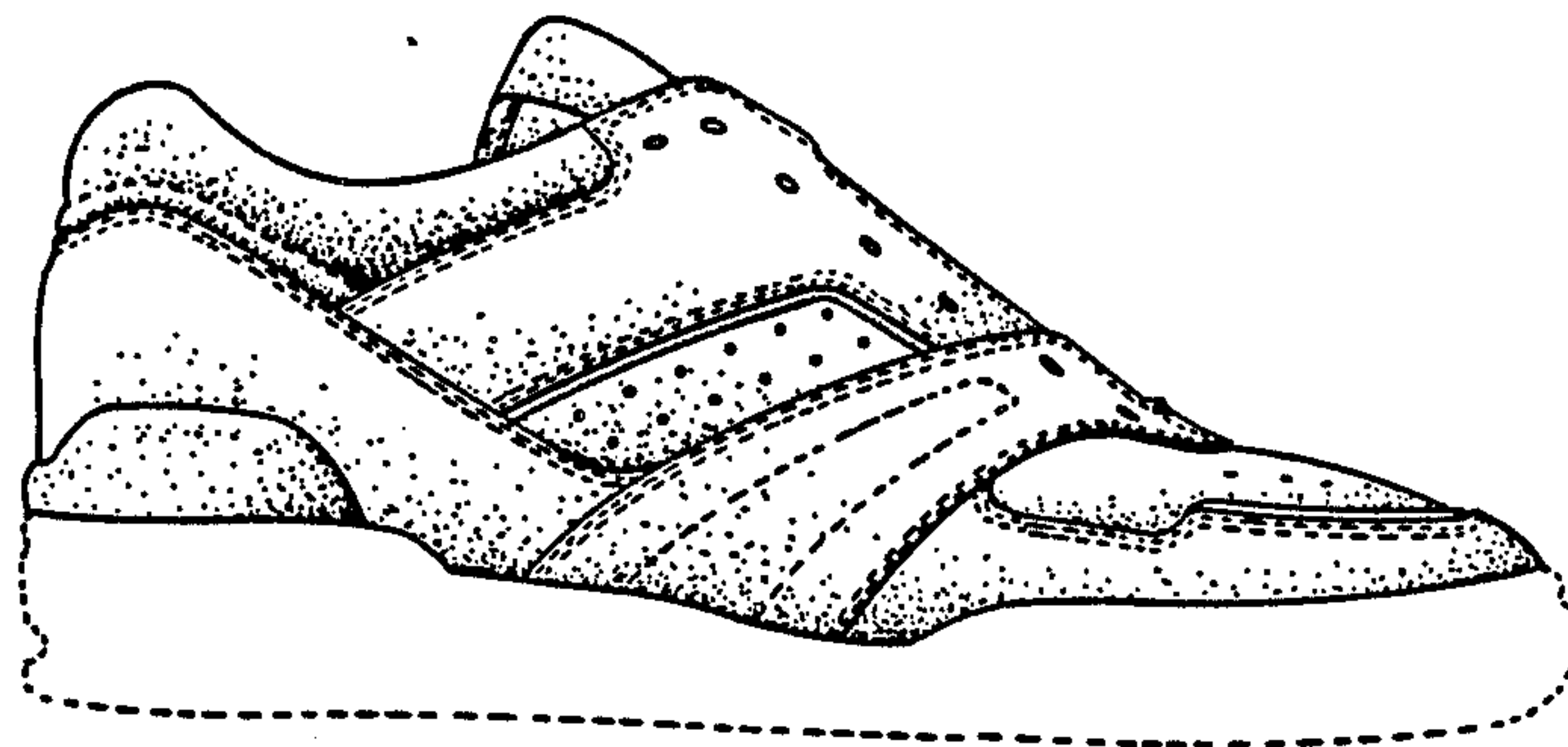
*Primary Examiner*—Louis S. Zarfaz  
*Attorney, Agent, or Firm*—Saidman, Sterne, Kessler & Goldstein

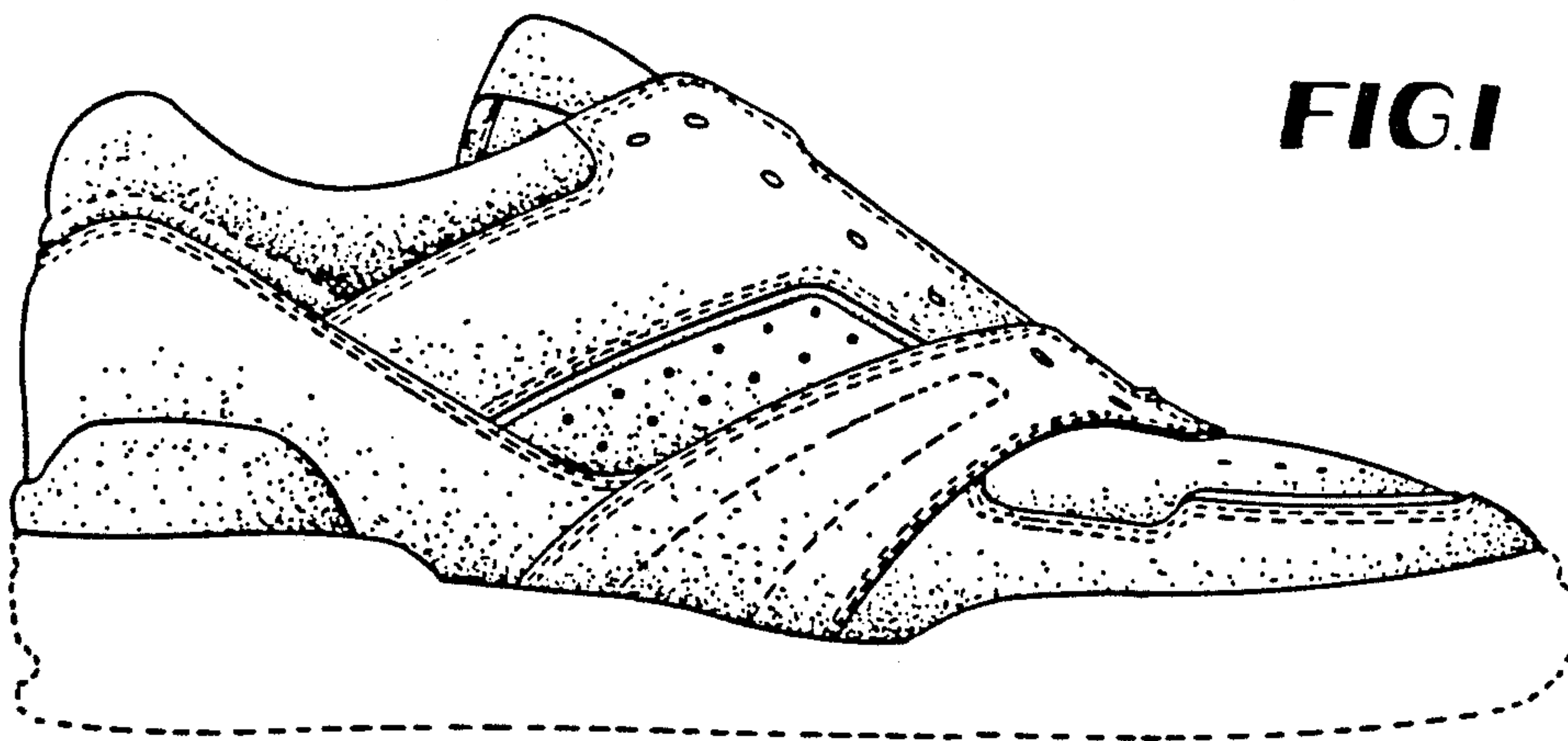
**CLAIM**

[57] The ornamental design for a shoe upper, as shown and described.


**DESCRIPTION**

FIG. 1 is a left side elevational view of a shoe upper showing my new design;  
 FIG. 2 is a right side elevational view thereof;  
 FIG. 3 is a top plan view thereof;  
 FIG. 4 is a front elevational view thereof;  
 FIG. 5 is a rear elevational view thereof.  
 The broken line showing of an outsole in FIG. 1 is for illustrative purposes only and forms no part of the claimed design.

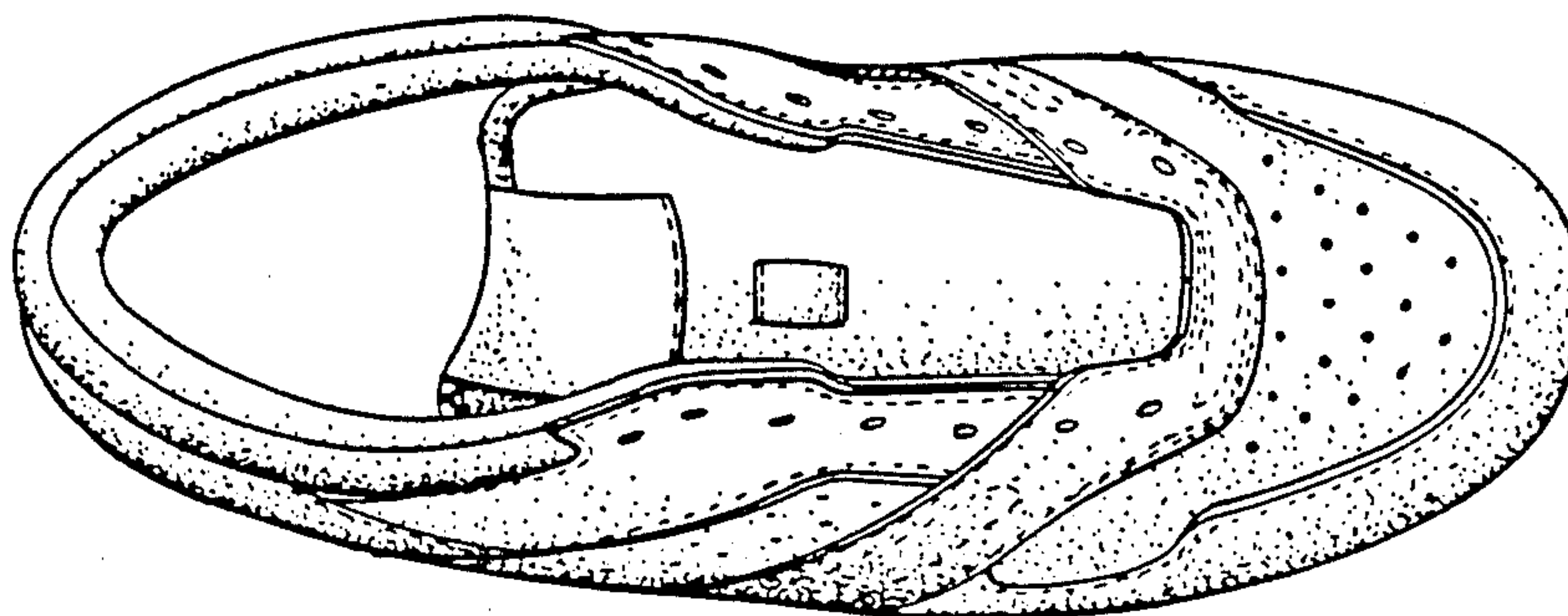




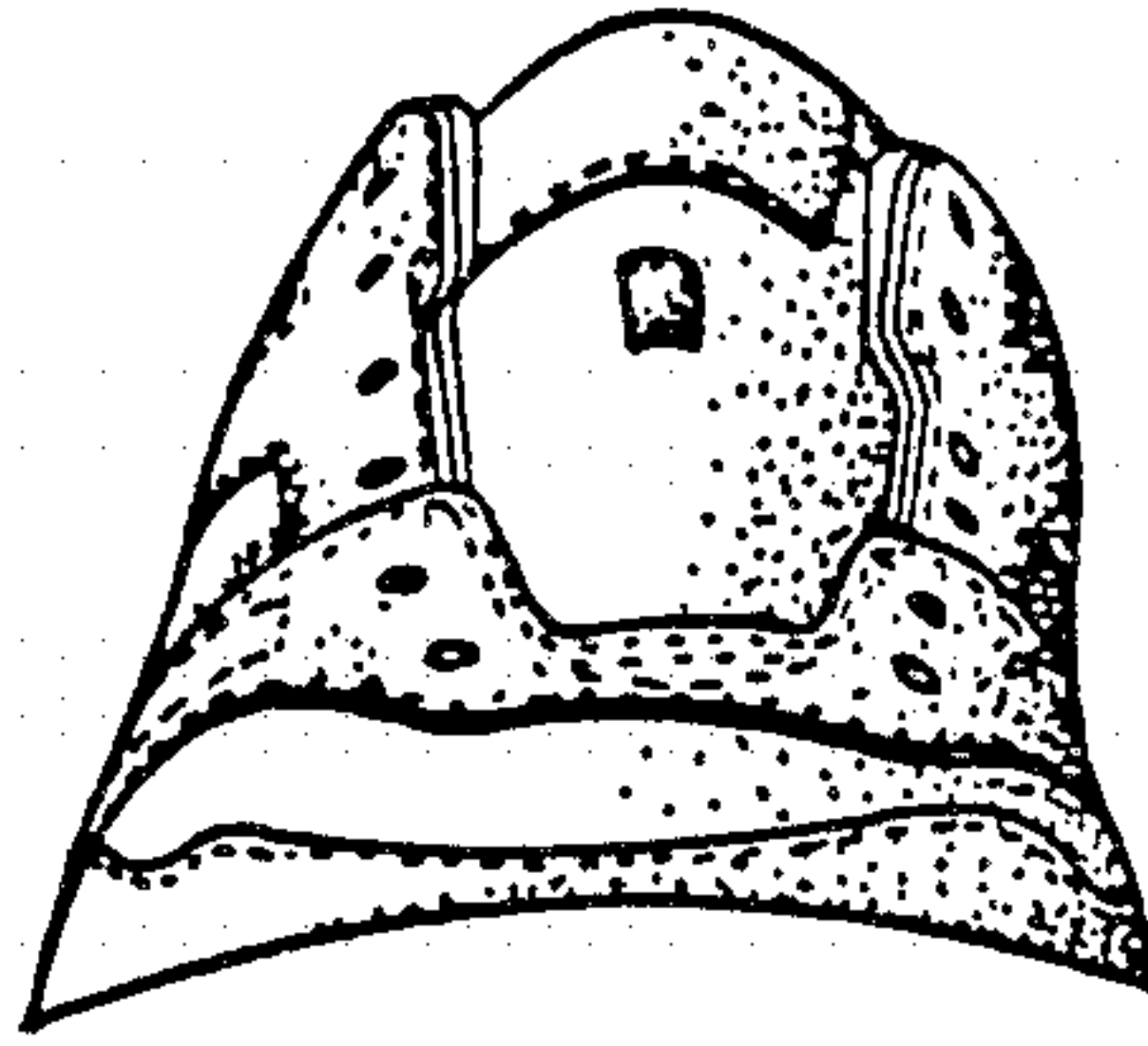
**FIG. 2**



**FIG. 3**



**FIG. 4**



**FIG. 5**

