

[54] CATCHER'S LEG GUARD

[75] Inventor: Stanley M. Jurga, Shirley, Mass.

[73] Assignee: George Frost Company, Shirley, Mass.

[**] Term: 14 Years

[21] Appl. No.: 891,384

[22] Filed: Jul. 31, 1986

[52] U.S. Cl. D29/10

[58] Field of Search D29/10; 2/22, 23, 24; 128/80 C, 80 H, 153, 165, 166

[56] References Cited

U.S. PATENT DOCUMENTS

D. 278,567	4/1985	Rasmussen	D29/10
2,733,443	2/1956	Holder	D29/10
2,982,968	5/1961	Groot	2/22
3,735,419	5/1973	Byrd	2/22
3,761,960	10/1973	Woodcock	2/22
3,772,704	11/1973	Carbonneau	2/22
4,633,529	1/1987	Litz	2/22

FOREIGN PATENT DOCUMENTS

56689 7/1944 Netherlands 2/23

OTHER PUBLICATIONS

Rawlings 50th Anniversary S&S 1948, p. 22; Catcher's Leg Guard Item #OM top left on page.

Rawlings S&S 1982 p. 25; Leg Guard Item #76DC bottom left on page.

Primary Examiner—Carmen H. Vales

Attorney, Agent, or Firm—Diller, Ramik & Wight

[57] CLAIM

The ornamental design for a catcher's leg guard, as shown and described.

DESCRIPTION

FIG. 1 is a front elevational view of a catcher's leg guard showing my new design;

FIG. 2 is a side elevational view, the opposite side being identical thereto;

FIG. 3 is a rear elevational view thereof;

FIG. 4 is a cross-sectional view taken along line 4—4 of FIG. 2; and

FIG. 5 is a cross-sectional view taken along line 5—5 of FIG. 2.

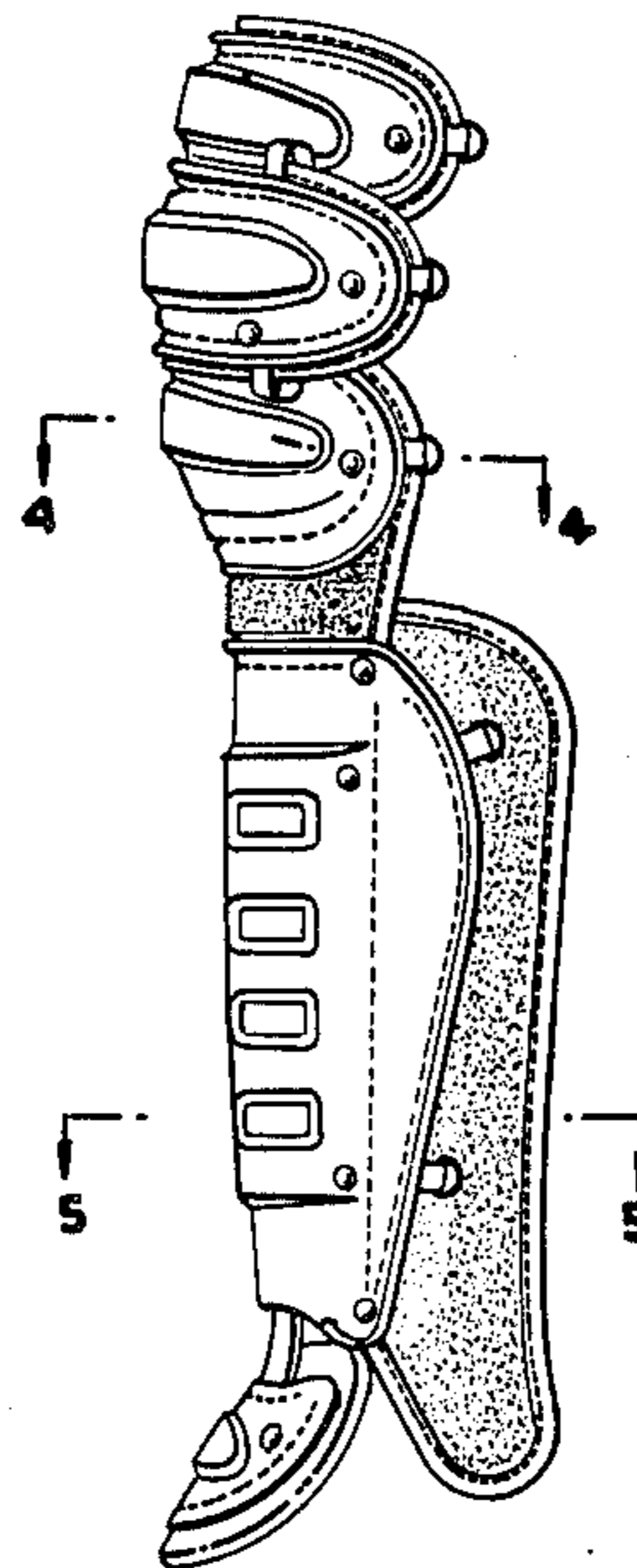
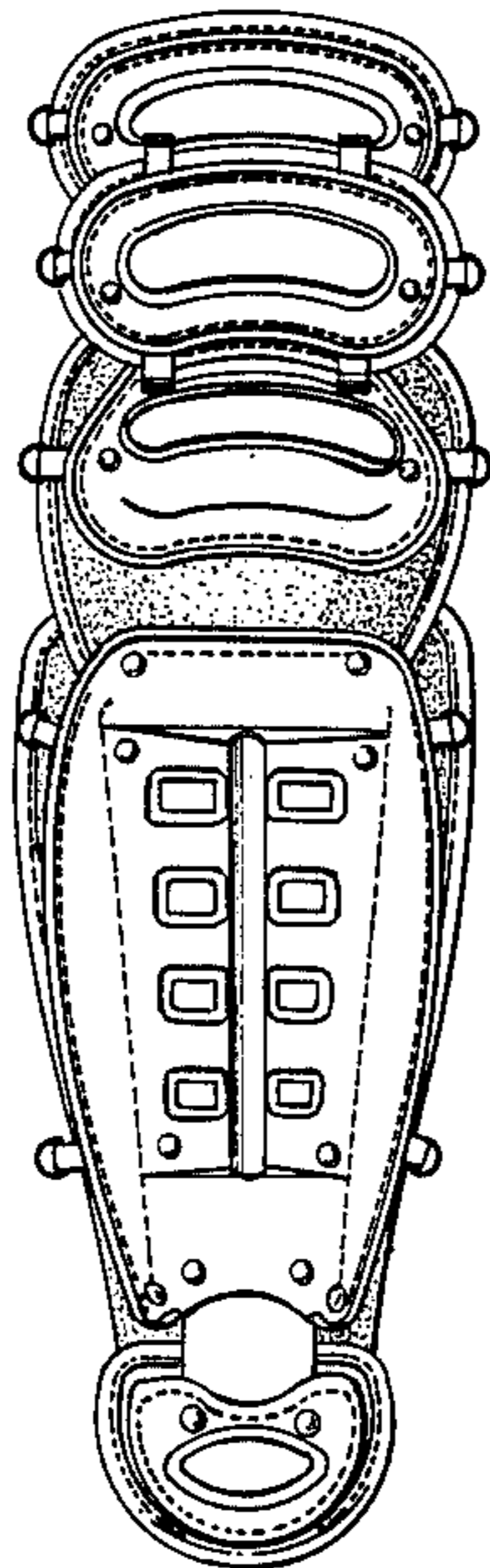


FIG. 1

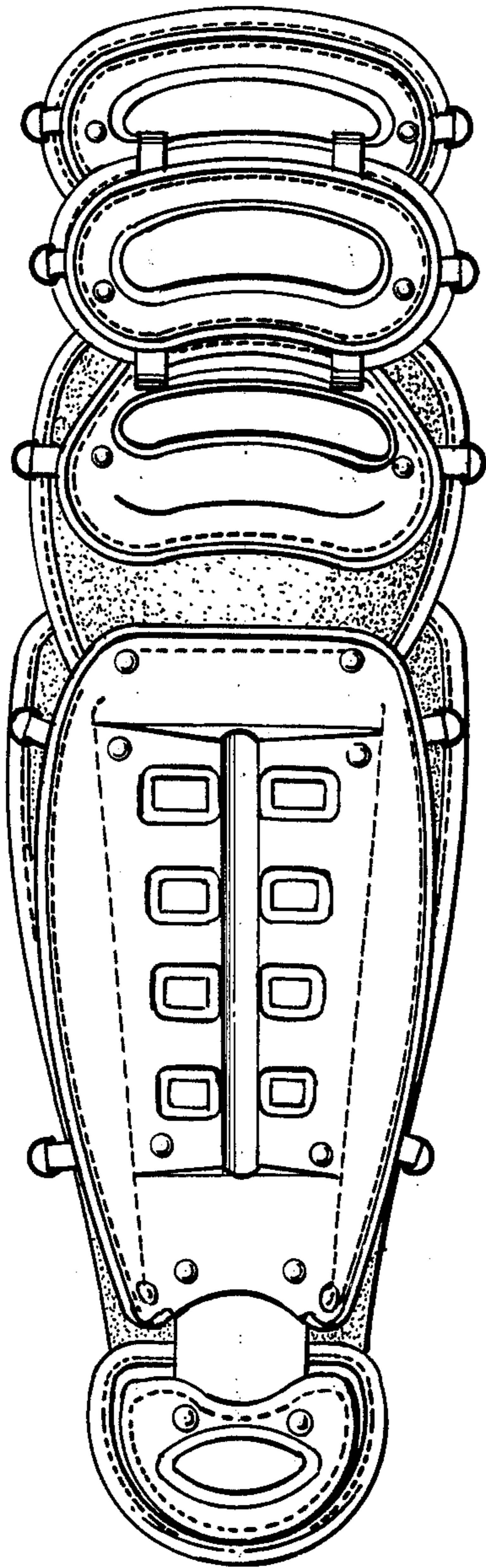


FIG. 2

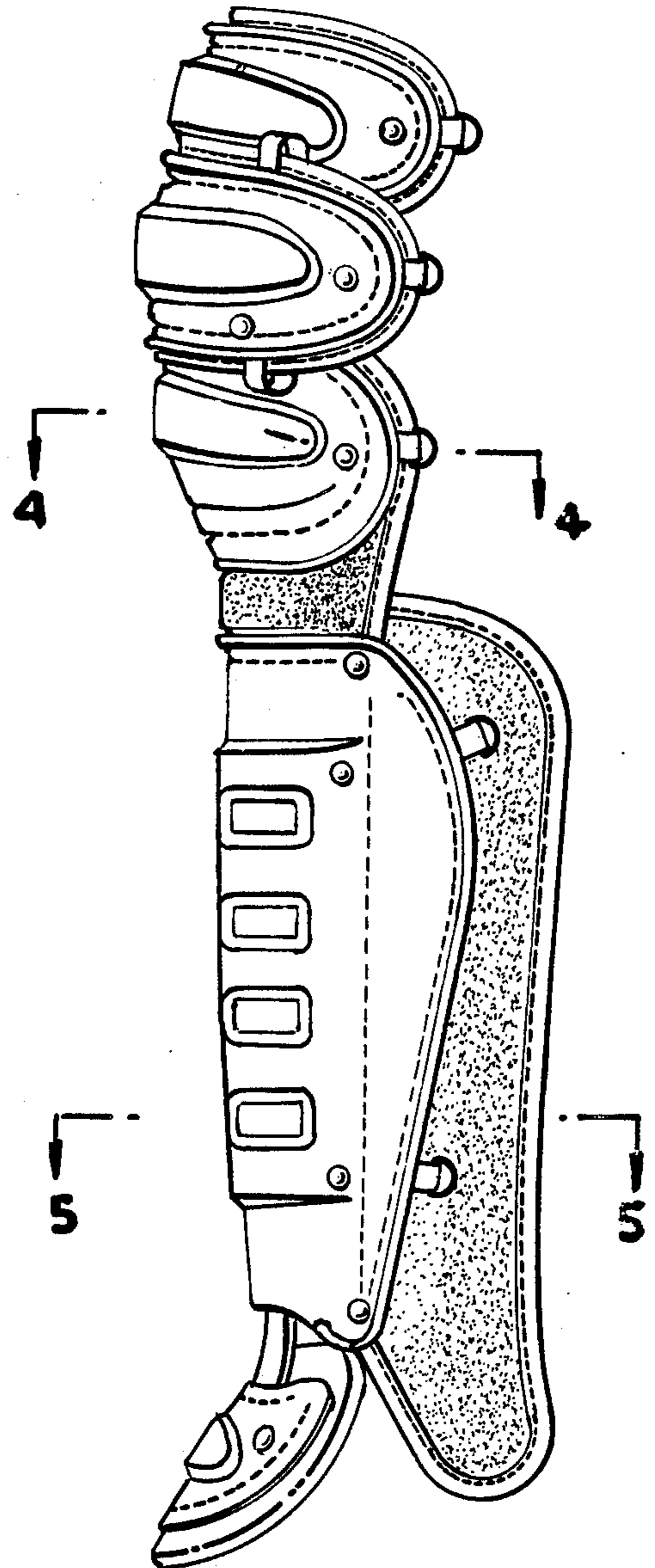


FIG. 3

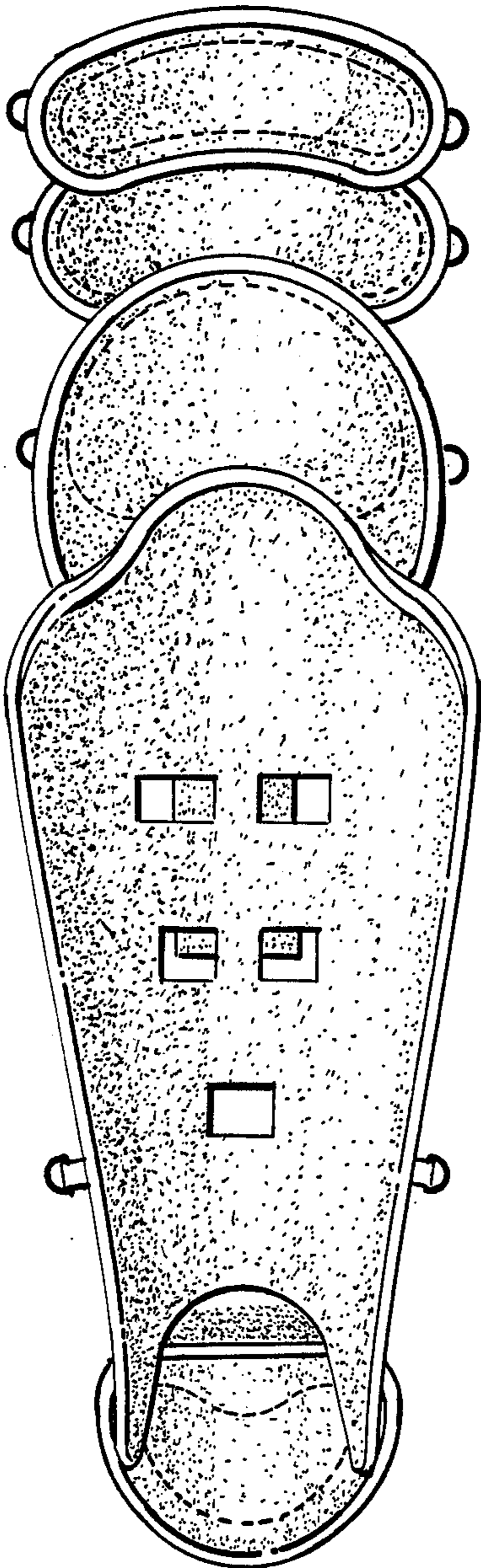


FIG. 4




FIG. 5

