

United States Patent [19]

Andersen

[11] Patent Number: **Des. 297,129**

[45] Date of Patent: **** Aug. 9, 1988**

[54] WIND CHIME

864,461 8/1907 Gibbs 116/169

[76] Inventor: **Michael Andersen, 2613 Dunbar Ave., Fort Collins, Colo. 80526**

[**] Term: **14 Years**

[21] Appl. No.: **774,955**

[22] Filed: **Sep. 11, 1985**

[52] U.S. Cl. **D10/116; D17/99; D10/118; 116/169**

[58] Field of Search **D17/10, 99; D11/141; D10/116, 119; 84/403, 404; 248/317; 116/141, 169**

[56] **References Cited**

U.S. PATENT DOCUMENTS

D. 259,773	7/1981	Sweet	D11/141
D. 262,000	11/1981	Gall	D11/141
D. 263,851	4/1982	Trimmer	D17/22
D. 279,873	7/1985	Neely	D11/141 X
D. 285,669	9/1986	Brockmann	D11/141

OTHER PUBLICATIONS

AISC Manual of Steel Construction—sixth edition ©, 1967, pp. 1-106, top left—A.S.C.E. 40, 60 and 85 lb. crane rails.

Primary Examiner—Bernard Ansher
Assistant Examiner—Theodore M. Shooman
Attorney, Agent, or Firm—James R. Young

[57] CLAIM

The ornamental design for wind chime, as shown and described.

DESCRIPTION

FIG. 1 is a front elevational view of a wind chime showing my new design;

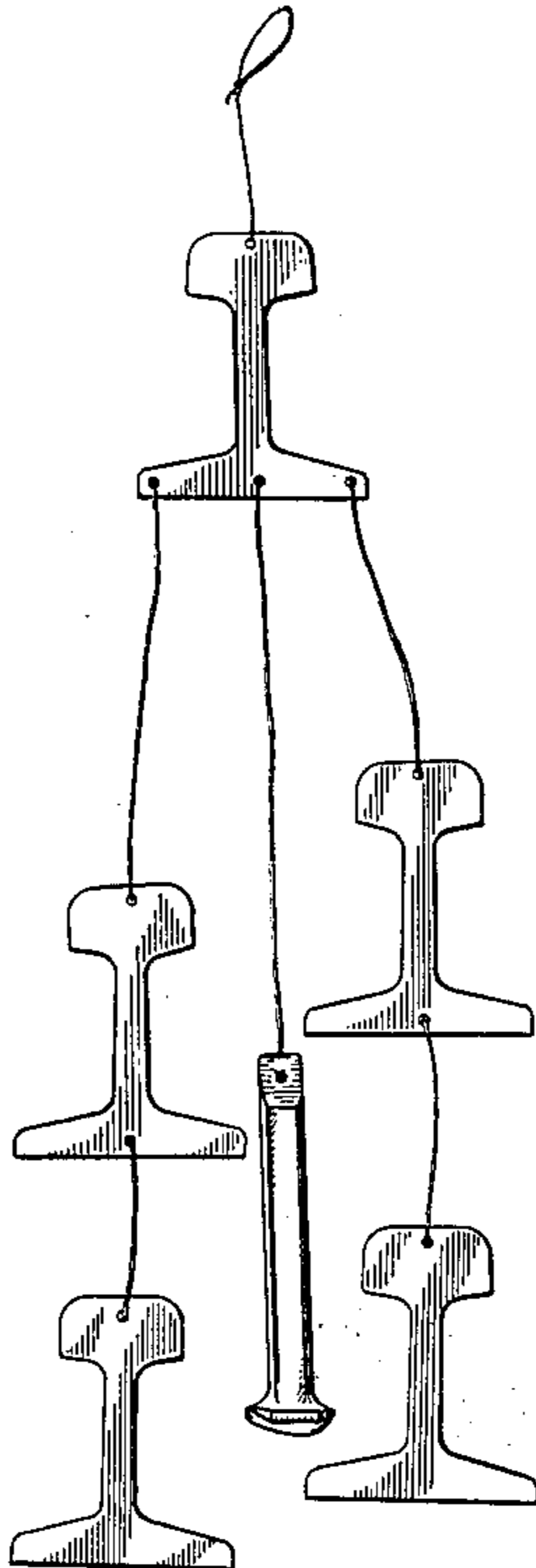
FIG. 2 is a rear elevational view thereof;

FIG. 3 is a left side elevational view thereof;

FIG. 4 is a right side elevational view thereof;

FIG. 5 is a top plan view thereof; and,

FIG. 6 is a bottom plan view thereof.



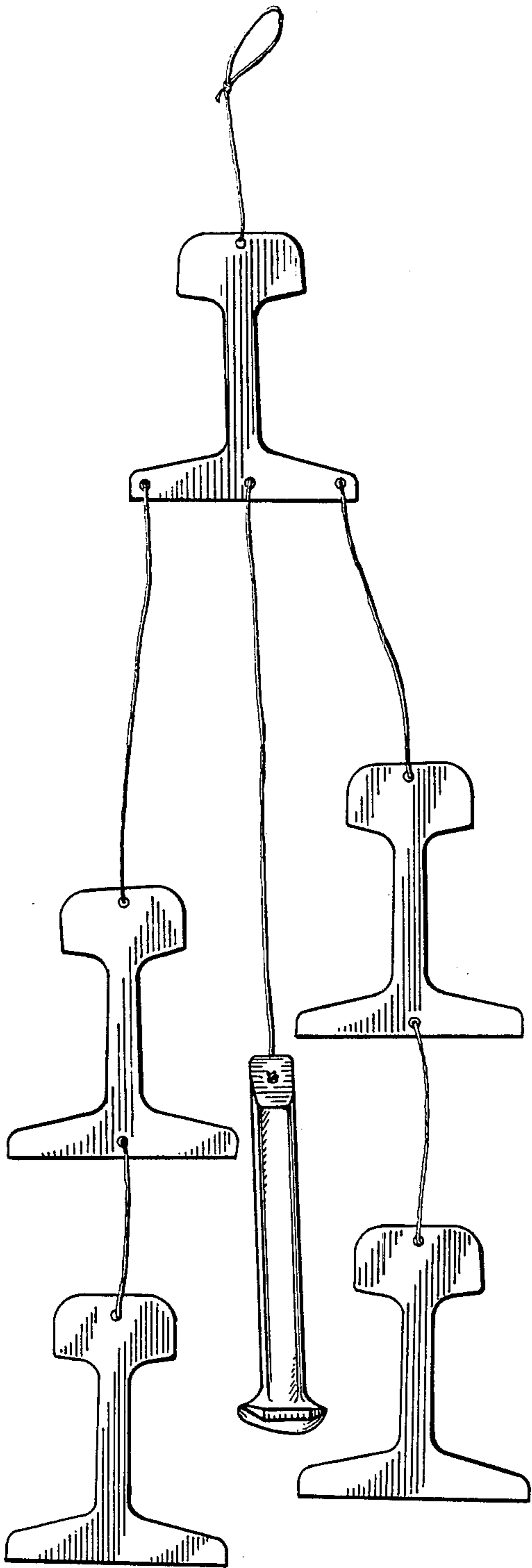


Fig. 1.

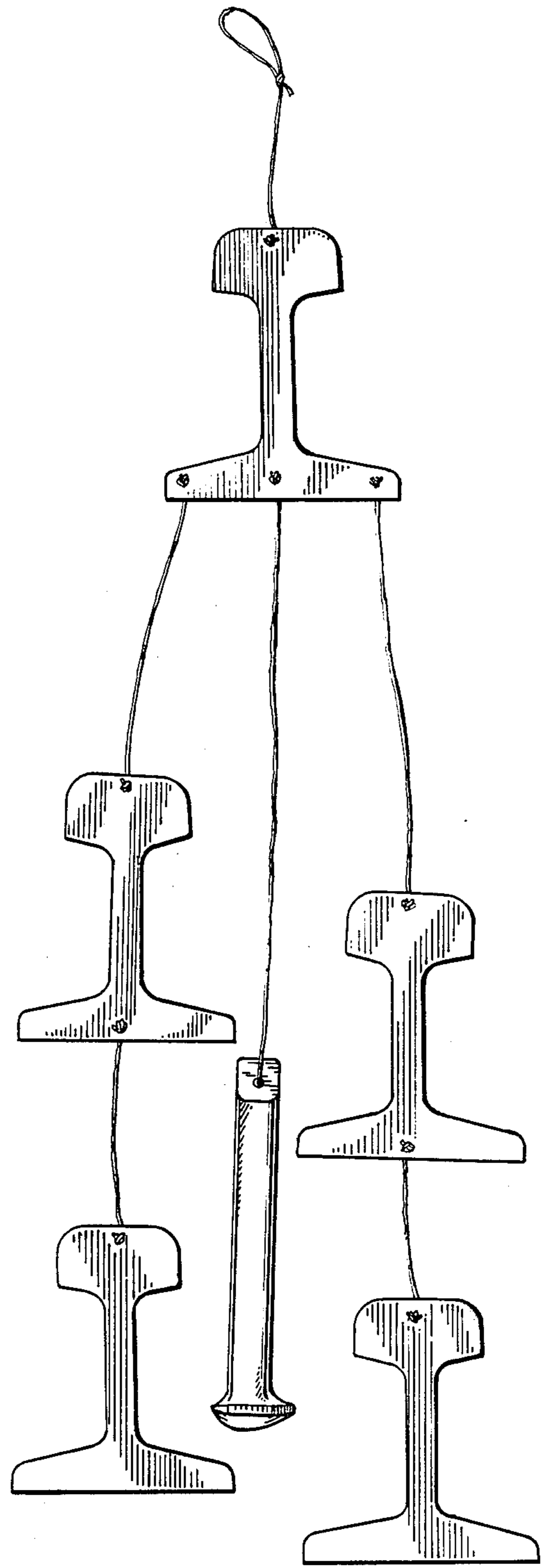


Fig. 2.

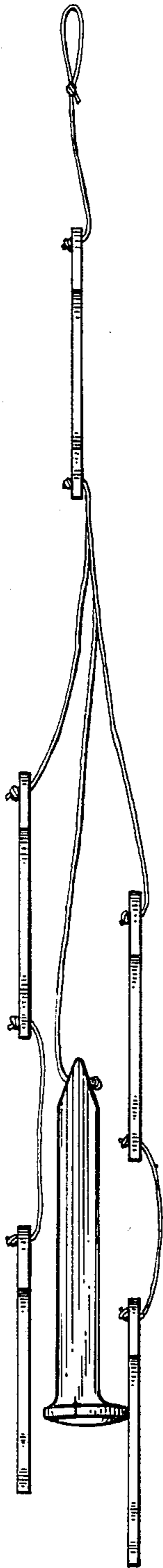


Fig. 3.

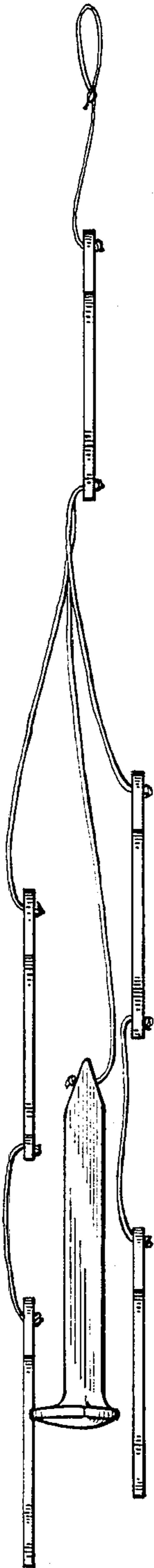


Fig. 4

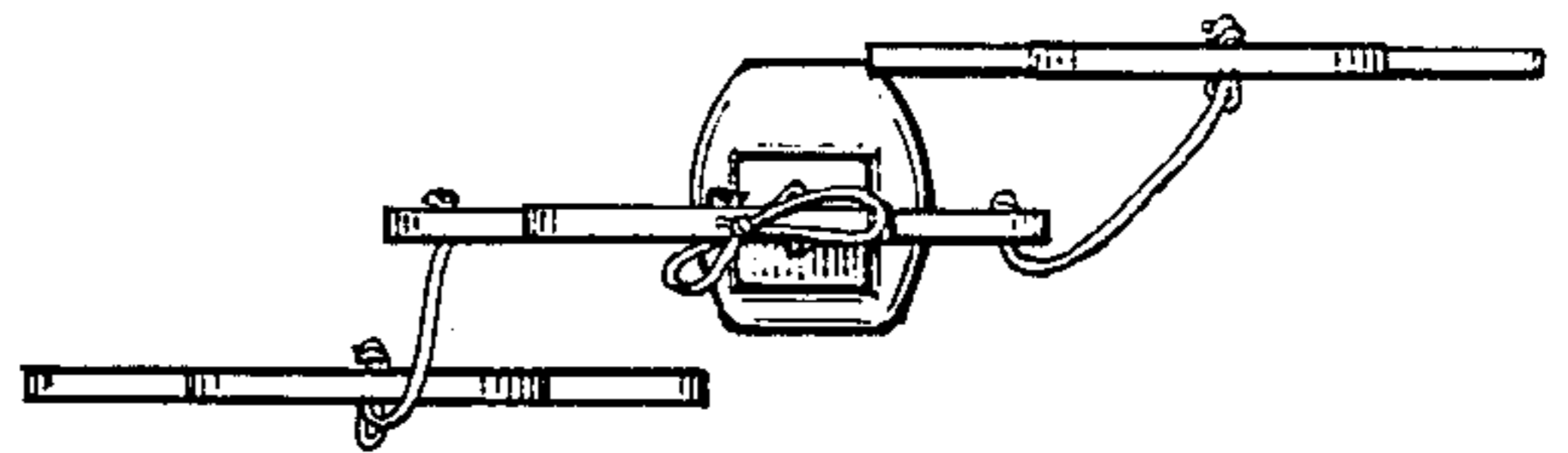


Fig. 5.

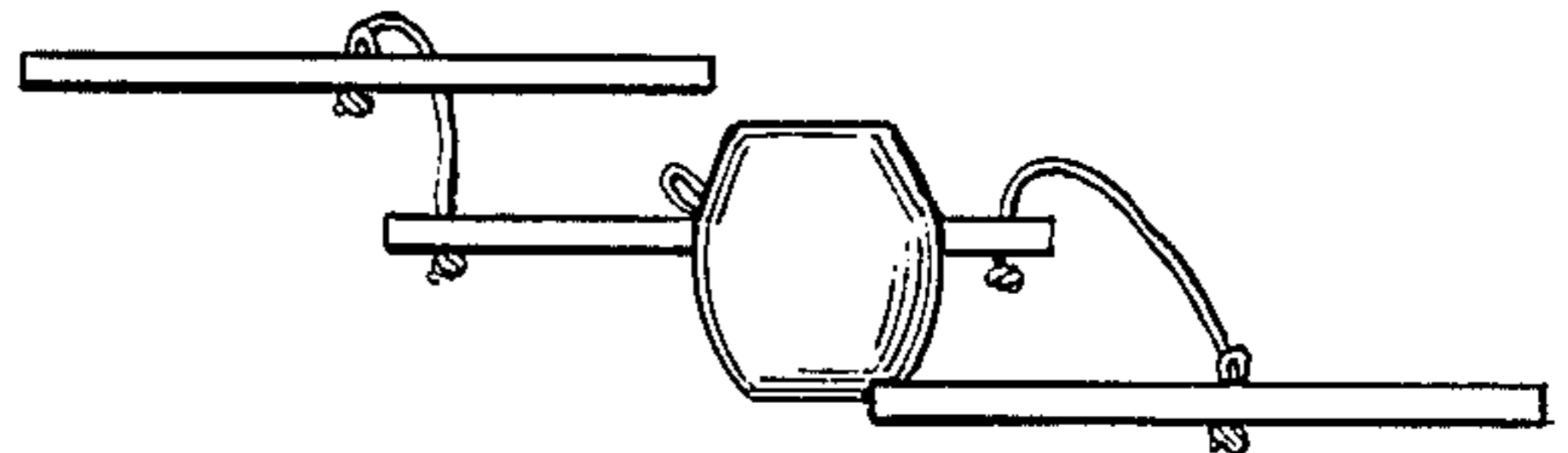


Fig. 6.