

[54] **WRIST WATCH**
 [75] **Inventor: Gedalio Grinberg, New York, N.Y.**
 [73] **Assignee: North American Watch Corporation, New York, N.Y.**
 [**] **Term: 14 Years**
 [21] **Appl. No.: 30,812**
 [22] **Filed: Mar. 25, 1987**
 [52] **U.S. Cl. D10/39; D10/126**
 [58] **Field of Search D10/1-39, D10/122-126; 368/223, 228, 232, 236, 276-285**

328,112 10/1885 Dietz D10/124 X
 340,044 4/1886 Hunter 368/232
 652,822 7/1900 Voorheis .
 870,481 11/1907 Strang 368/232
 1,072,554 9/1913 Windsor 368/232
 3,557,547 1/1971 Rejminger 368/232 X

FOREIGN PATENT DOCUMENTS

318110 6/1902 France 368/232
 990038 9/1951 France 368/232
 8273 5/1877 Italy 368/232
 161397 4/1921 United Kingdom 368/236
 210856 8/1940 Switzerland 368/232

OTHER PUBLICATIONS

Swiss Watch & Jewelry Journal-2/77-p. 223-watch at top-right.
Jeweler's Circular-Keystone-3/79-p. 34-watches at bottom.
European Jeweler-3/81-p. 102, watch at top-right.
European Jeweler-10/81-p. 64-watch at top-left.
Primary Examiner-Nelson C. Holtje
Attorney, Agent, or Firm-Charles B. Smith

[56] **References Cited**

U.S. PATENT DOCUMENTS

D. 11,474 10/1879 Owen .
 D. 30,470 4/1899 Cowles .
 D. 53,110 3/1919 Bliss D10/30 X
 D. 54,105 11/1919 Macomber .
 D. 75,489 6/1928 Gruen D10/123
 D. 75,489 6/1928 Gruen .
 D. 79,292 8/1929 Gruen .
 D. 84,837 8/1931 Long D10/29
 D. 105,714 8/1937 Rainbault .
 D. 131,628 3/1942 Heinmuller D10/126 X
 D. 137,506 3/1944 Winders D10/126 X
 D. 172,442 6/1954 Richter D10/39
 D. 178,421 7/1956 Park D10/30
 D. 226,863 5/1973 Zorzy D42/1
 D. 239,263 3/1976 Lee D10/124
 D. 240,026 5/1976 Szalek D10/126
 258,801 5/1882 Payson, Jr. .
 D. 267,478 1/1983 Kanoui D10/32
 D. 270,339 8/1983 Boleis D10/125
 290,791 12/1883 Newby .
 304,281 8/1884 Russell 368/238

[57] **CLAIM**

The ornamental design for a wrist watch, substantially as shown and described.

DESCRIPTION

FIG. 1 is a top plan view of a wrist watch illustrating our design with the Roman numerals lined for the color gold.
 FIG. 2 is a front elevational view thereof;
 FIG. 3 is a right side elevational view thereof;
 FIG. 4 is a bottom plan view thereof;
 FIG. 5 is a left side elevational view thereof;
 FIG. 6 is a rear elevational view thereof.

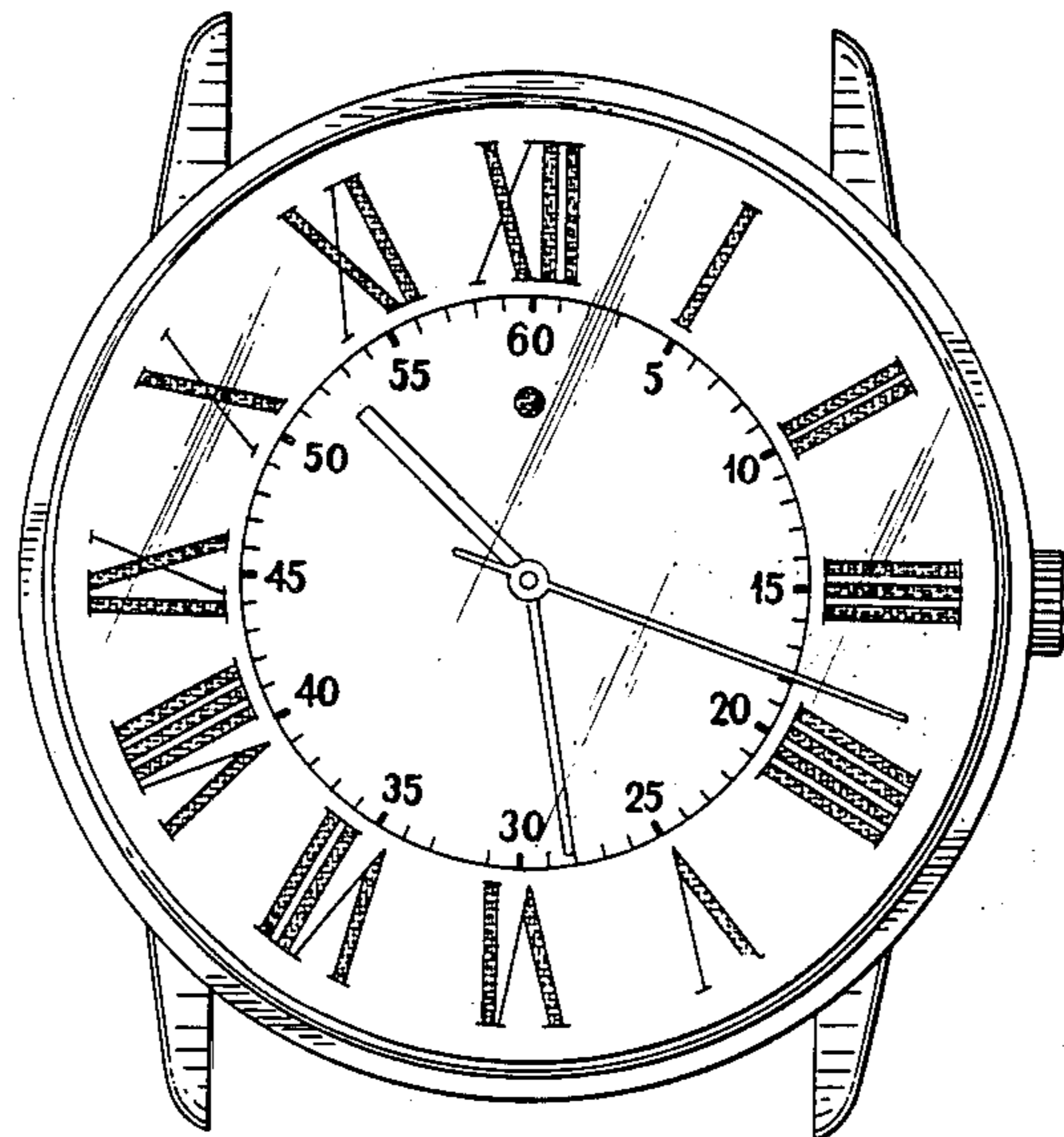


FIG. 2

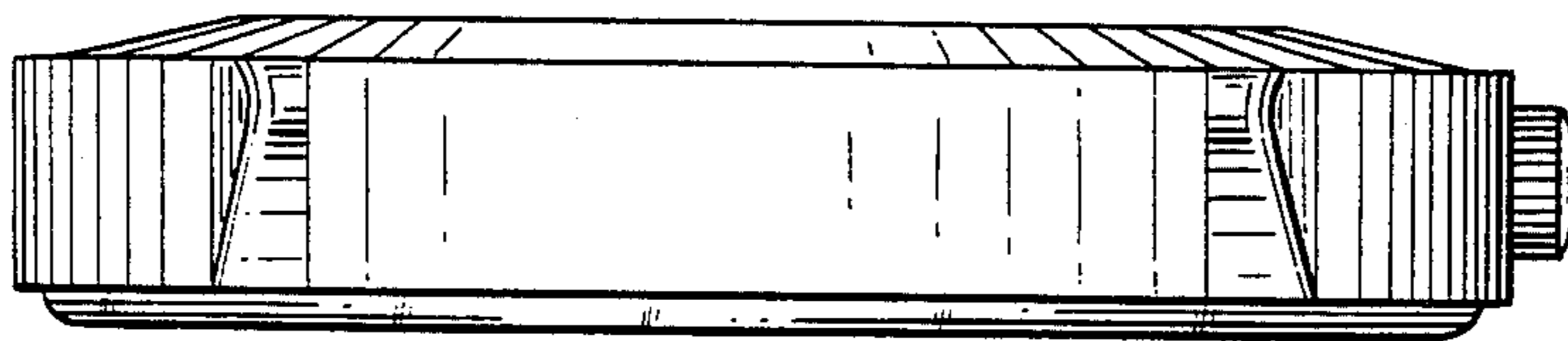


FIG. 1


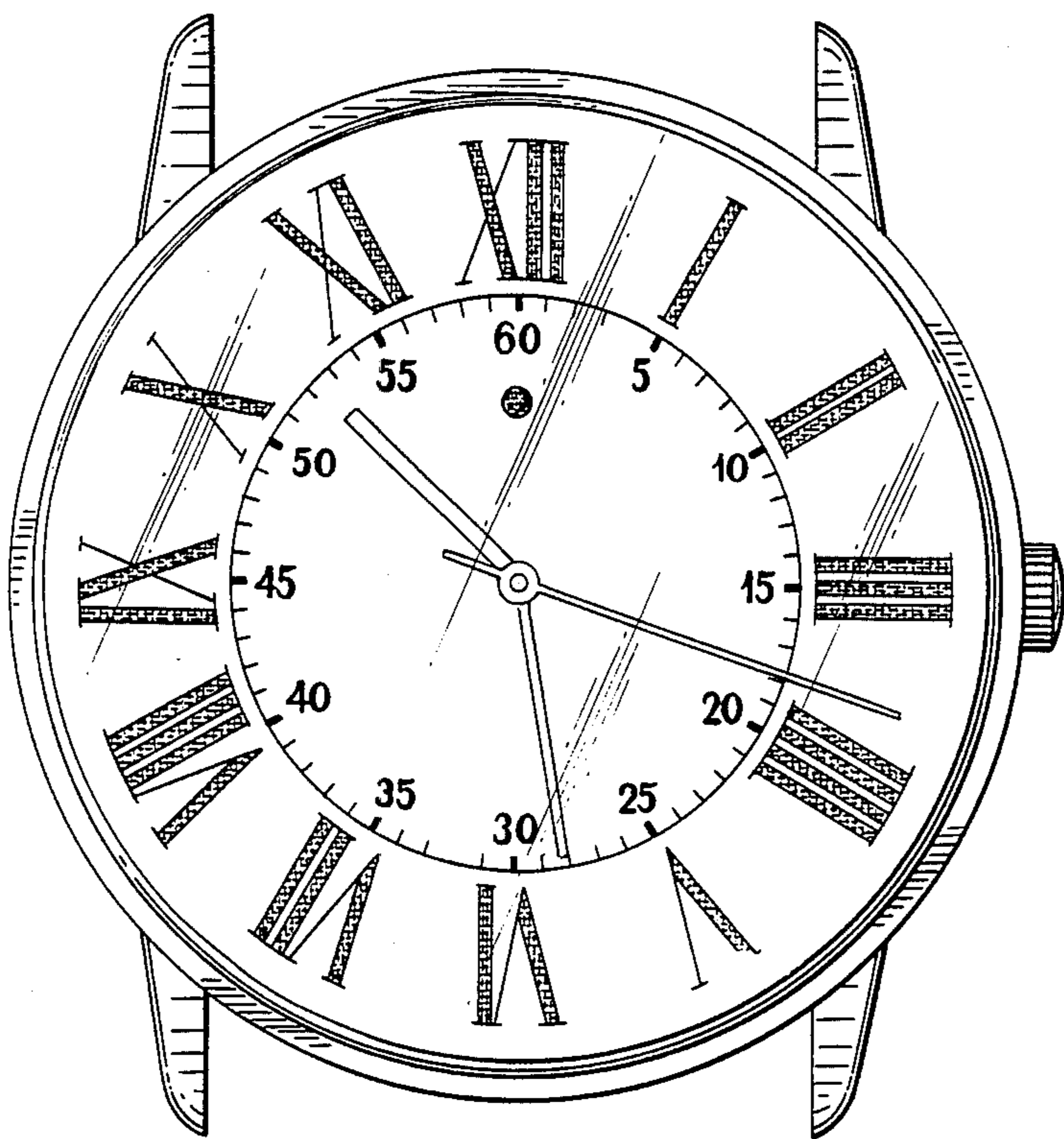


FIG. 3

FIG. 4

FIG. 5

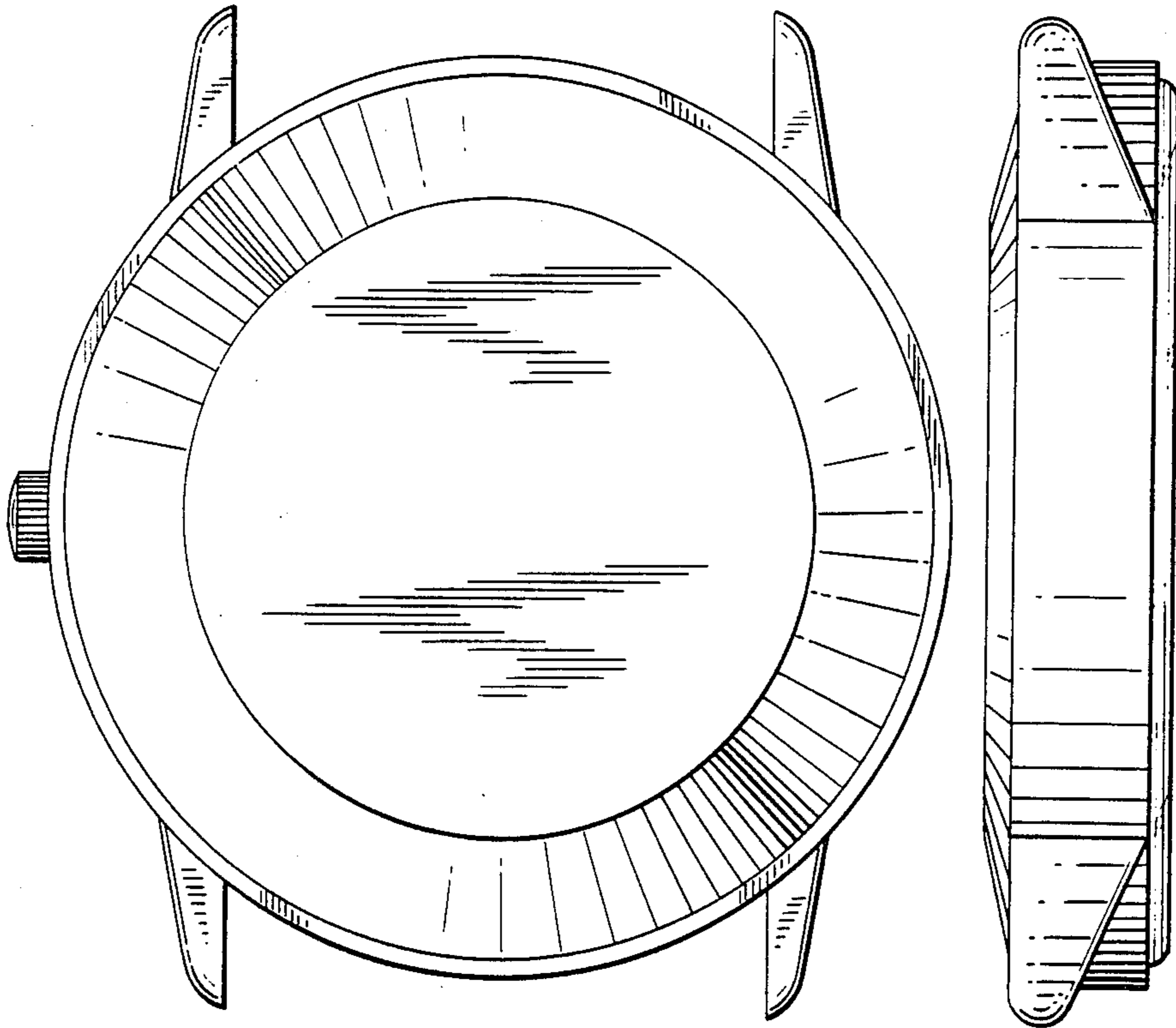



FIG. 6



UNITED STATES PATENT AND TRADEMARK OFFICE
CERTIFICATE OF CORRECTION

PATENT NO. : Des. 297, 125
DATED : August 9, 1988
INVENTOR(S) : Gedalio Grinberg
Hugo Berger

It is certified that error appears in the above-identified patent and that said Letters Patent is hereby corrected as shown below:

Cover page, inventor line "Gedalio Grinberg New York, N.Y." should read -- Gedalio Grinberg, New York, N.Y. and Hugo Berger, Le Locle, Switzerland --.

Signed and Sealed this
Twenty-ninth Day of November, 1988

Attest:

Attesting Officer

DONALD J. QUIGG

Commissioner of Patents and Trademarks