

[54] **WRIST WATCH**

[75] **Inventor:** Harumichi Kabaya, Yokohama,
Japan
[73] **Assignee:** Citizen Watch Co., Ltd., Tokyo,
Japan
[**] **Term:** 14 Years
[21] **Appl. No.:** 805,549
[22] **Filed:** Nov. 18, 1985

[30] **Foreign Application Priority Data**

Oct. 2, 1985 [JP] Japan 60-41077
[52] **U.S. Cl.** D10/32; D11/39
[58] **Field of Search** D10/30-39,
D10/122-128; 368/276-277, 280-282, 285;
D11/5, 19, 24

[56] **References Cited**

U.S. PATENT DOCUMENTS

D. 103,942 4/1937 Kolberg D10/38
D. 278,518 4/1985 Kervan D10/32

OTHER PUBLICATIONS

Swiss Watch & Jewelry Journal-2/82, p. 278, watch at center.

European Jeweler-10/83-p. 44-watch at top right.
Hong Kong Enterprises-12/83-p. 120-watches at center.
Swiss Watch & Jewelry Journal-6/79-p. 557, watches.
Jeweler's Circular-Keystone-3/79-p. 34, watch at top-2nd from right.
European Jeweler-4/83-p. 76, watch at bottom left.
Jeweler's Circular Keystone 9/78-p. 139-watch at 2nd from right.
Swiss Watch & Jewelry Journal-6/79, p. 545-watch.


Primary Examiner-Nelson C. Holtje
Attorney, Agent, or Firm-Cushman, Darby & Cushman

[57] **CLAIM**

The ornamental design for a wrist watch, as shown and described.

DESCRIPTION

FIG. 1 is a top, right side and front perspective view of a wrist watch showing my new design,
FIG. 2 is a bottom, left side and rear perspective view thereof,
FIG. 3 is an enlarged top plan view thereof the wrist watch being fragmentarily shown for convenience of illustration.
In the FIGS. 1 and 2, portions of the continuous wrist band pattern have been omitted for convenience in illustration.






FIG. 1

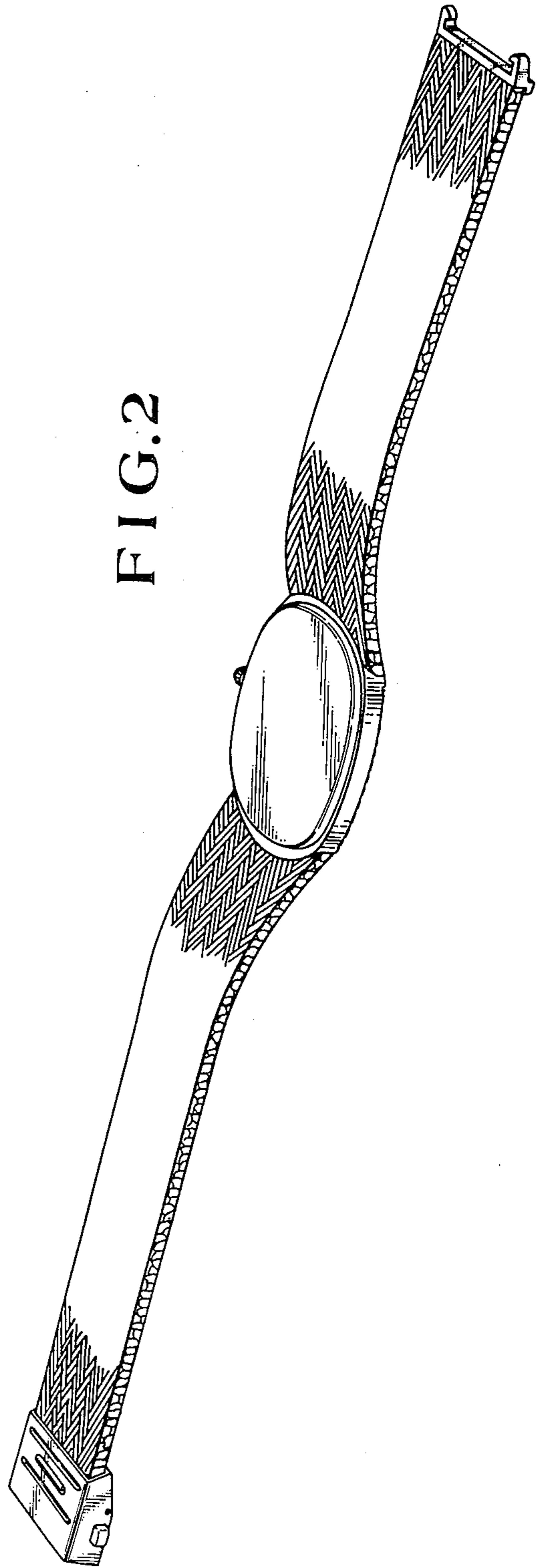


FIG. 2

FIG. 3

