

[54] **WRIST WATCH**

[75] **Inventor:** Harumichi Kabaya, Yokohama, Japan

[73] **Assignee:** Citizen Watch Co., Ltd., Tokyo, Japan

[**] **Term:** 14 Years

[21] **Appl. No.:** 805,548

[22] **Filed:** Nov. 18, 1985

[30] **Foreign Application Priority Data**

Oct. 2, 1985 [JP] Japan 60-41076

[52] **U.S. Cl.** D10/32; D10/39

[58] **Field of Search** D10/30-39,
D10/122-128; 368/276-277, 280-282, 285;
D11/5, 19, 24

[56] **References Cited**

U.S. PATENT DOCUMENTS

D. 103,942 4/1937 Kolberg D10/38
D. 283,875 5/1986 MacAmoud D10/35

OTHER PUBLICATIONS

Jeweler's Circular-Keystone-9/78, p. 139-Watch-2nd from right.

Jeweler's Circular Keystone-3/79-p. 34-Watch at top right.

Swiss Watch & Jewelry Journal-6/79-p. 545-Watch.

Swiss Watch & Jewelry Journal-p. 557-Watch at right.

Hong Kong Enterprises-12/83-p. 120-Watch at center.

European Jeweler-4/83-p. 76-Watch at bottom left.

Primary Examiner-Nelson C. Holtje

Attorney, Agent, or Firm-Cushman, Darby & Cushman

[57] **CLAIM**

The ornamental design for a wrist watch, as shown and described.

DESCRIPTION

FIG. 1 is a top, right side and front perspective view of a wrist watch showing my new design,

FIG. 2 is a bottom, left side and rear perspective view thereof,

FIG. 3 is an enlarged top plan view thereof the wrist watch being fragmentarily shown for convenience of illustration.

In the FIGS. 1 and 2, portions of the continuous wrist band pattern have been omitted for convenience in illustration.

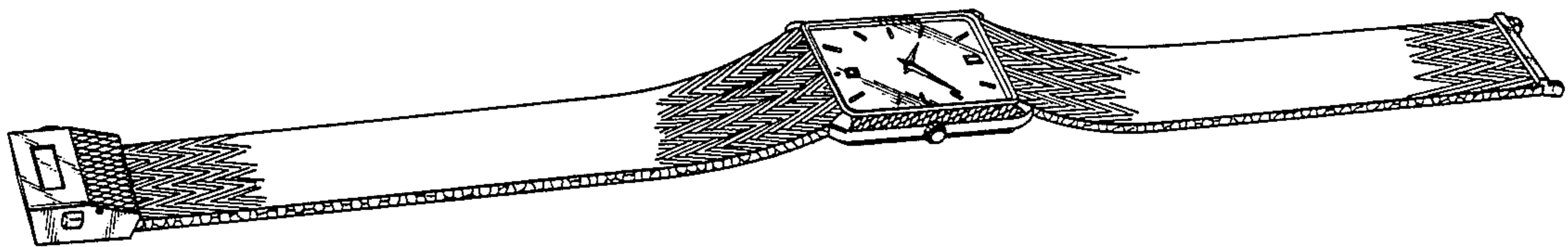


FIG. 1

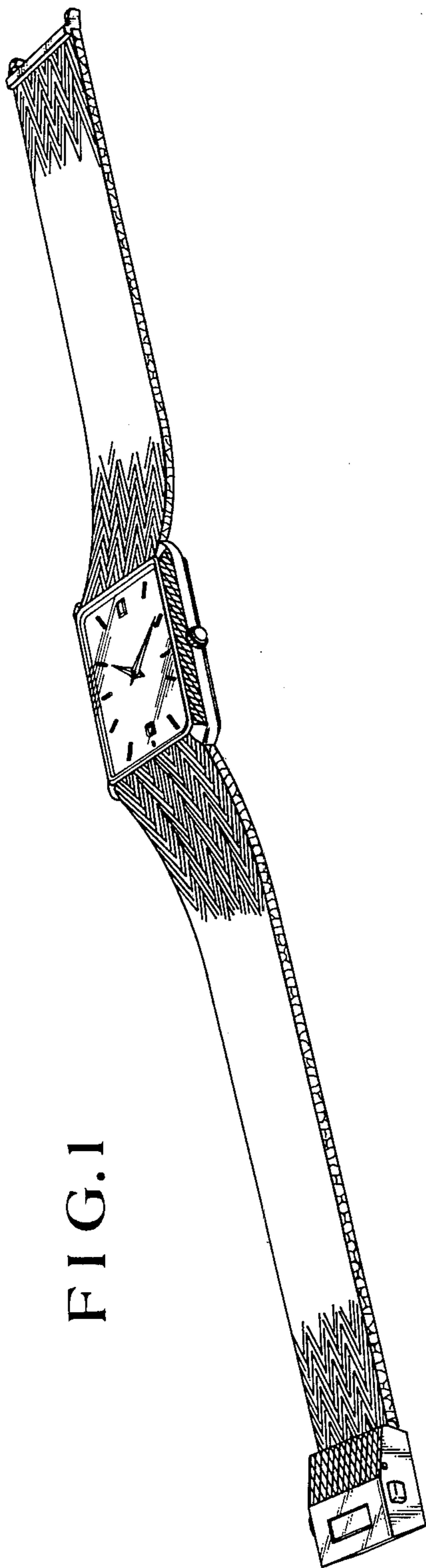


FIG. 2

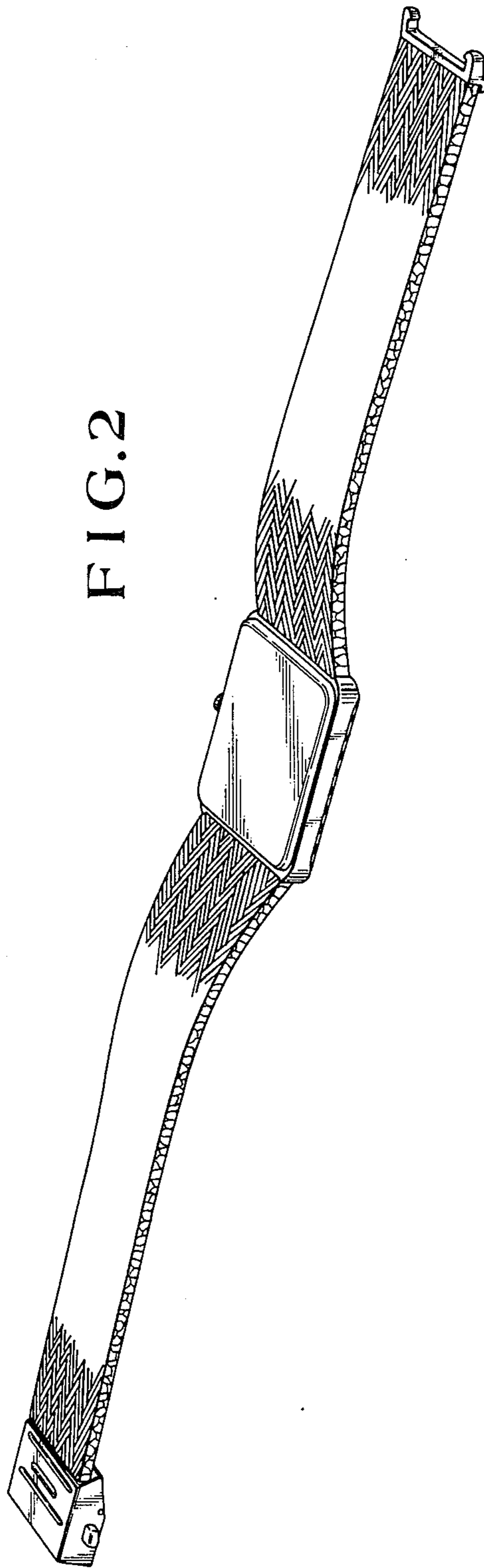


FIG. 3

