

[54] **PAINT APPLICATOR OR SIMILAR ARTICLE**

[75] **Inventors: Ronald J. Holmstadt, Eden Prairie; Warren J. Walsh, Waverly, both of Minn.**

[73] **Assignee: Wagner Spray Tech Corporation, Minneapolis, Minn.**

[**] **Term: 14 Years**

[21] **Appl. No.: 888,014**

[22] **Filed: Jul. 22, 1986**

[52] **U.S. Cl. D9/338; D32/45; D4/114**

[58] **Field of Search D9/338, 377; D32/45, D32/40; D4/114, 122; 15/244, 230.11; 401/196, 197, 205, 208, 261, 263**

[56] **References Cited**

U.S. PATENT DOCUMENTS

D. 171,668	3/1954	Spilo	D4/114	X
D. 250,436	12/1978	Johnson	D4/114	
D. 257,447	10/1980	Kesler	D32/40	X
D. 279,224	6/1985	Wolbrom	D9/338	X
D. 288,780	3/1987	Miller	D9/338	X

OTHER PUBLICATIONS

Drawings of P. L. Frank, et al, U.S. Ser. No. 888,013, filed Jul. 22, 1986; entitled "Squeeze Bottle Paint Applicator".

Drawings of Holmstadt, et al, U.S. Ser. No. 888,163, filed Jul. 22, 1986; entitled "Paint Applicator or Similar Article".

Drawings of Holmstadt, et al, U.S. Ser. No. 888,164, filed Jul. 22, 1986, entitled "Paint Applicator or Similar Article".


Primary Examiner—Catherine E. Kemper
Attorney, Agent, or Firm—Hill, Van Santen, Steadman & Simpson

[57] **CLAIM**

The ornamental design for a paint applicator or similar article, substantially as shown.

DESCRIPTION

FIG. 1 is a perspective view of a paint applicator or similar article, showing our new design;
FIG. 2 is a side elevational view thereof, shown on a larger scale;
FIG. 3 is an elevational view of the opposite side thereof;
FIG. 4 is a top plan view thereof;
FIG. 5 is a bottom plan view thereof.



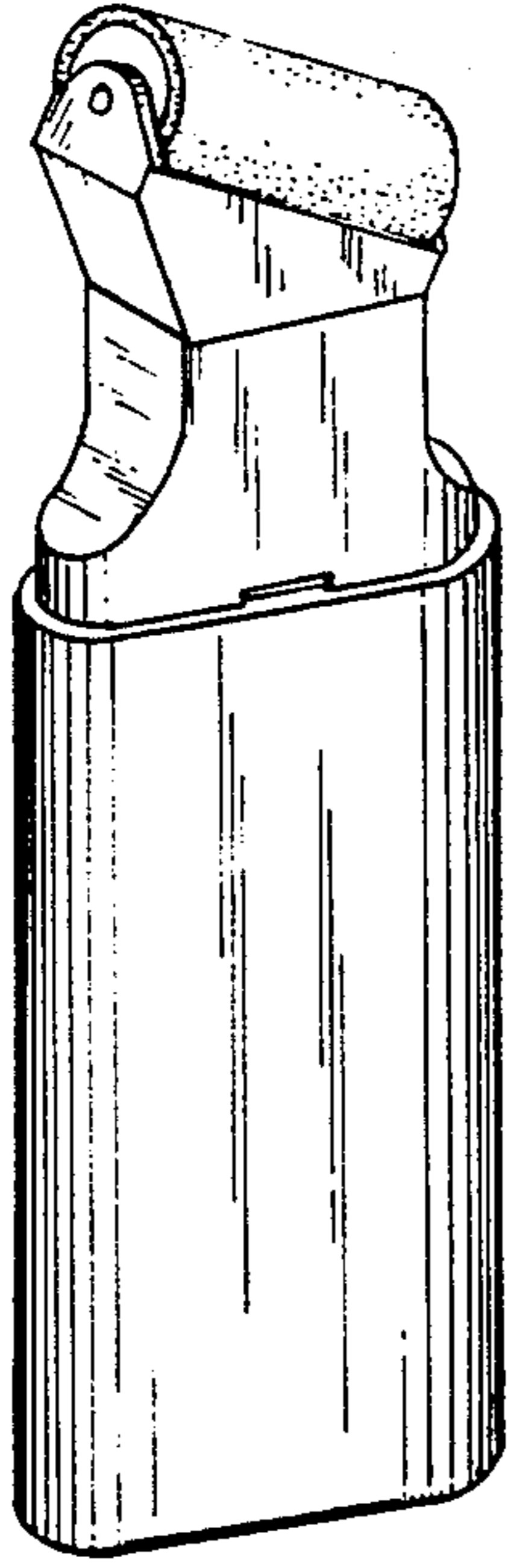


FIG. 1




FIG. 2

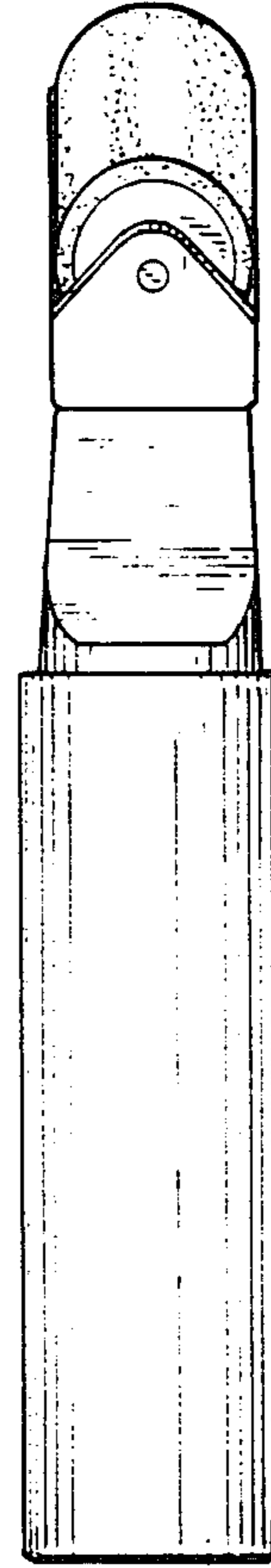


FIG. 3

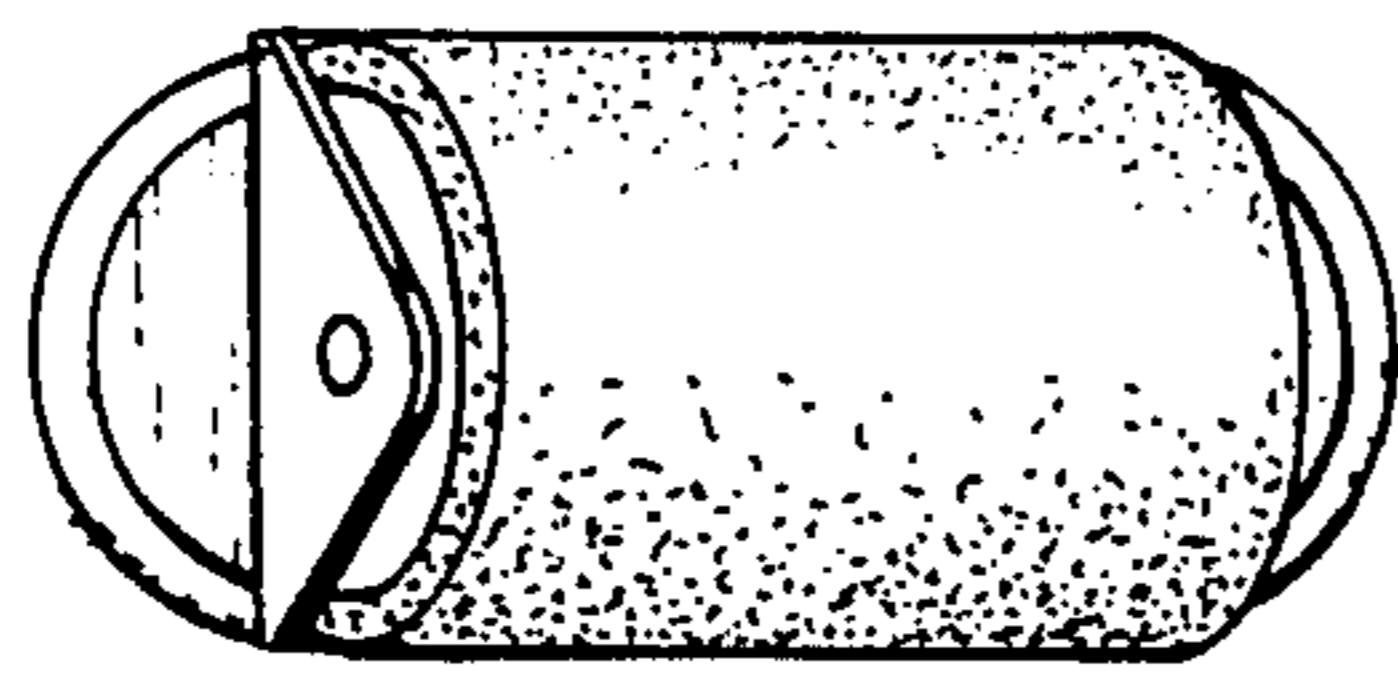


FIG. 4

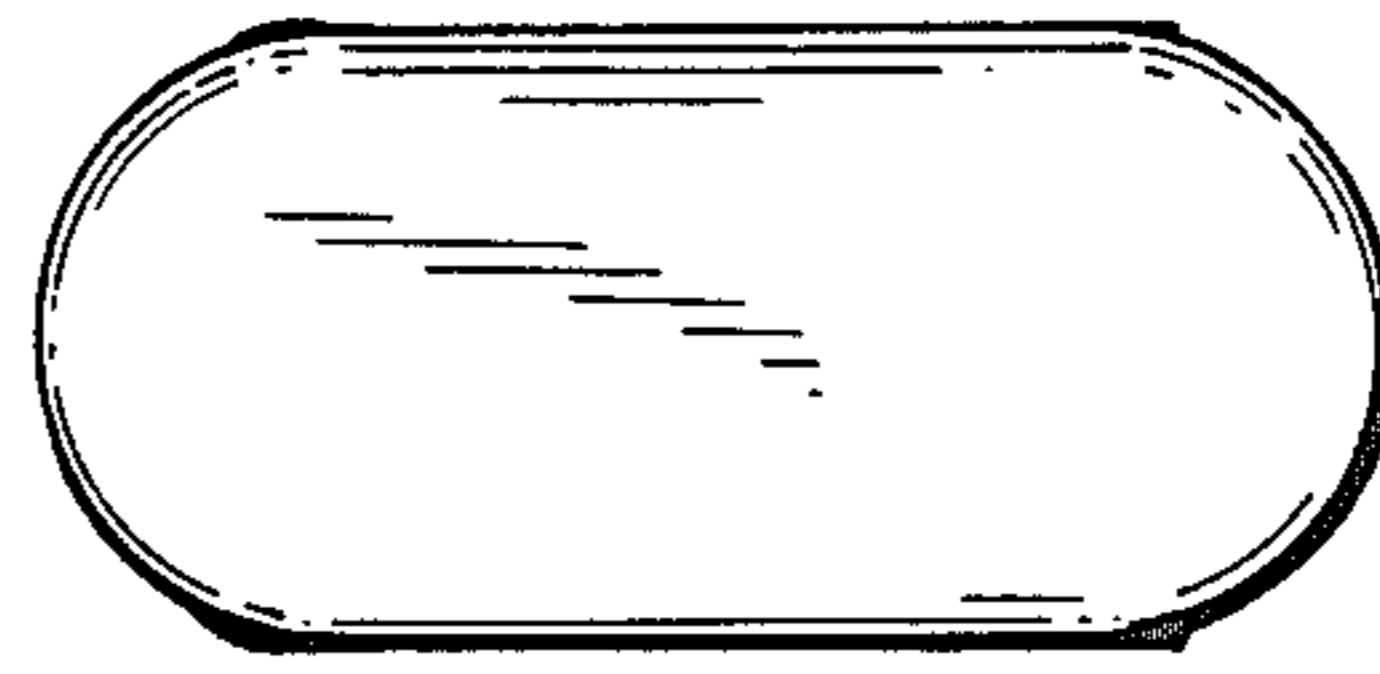


FIG. 5