

[54] **HATCHBACK SUPPORT MEMBER**  
[76] **Inventor: Alexander Behring, 828 9th St., Santa Monica, Calif. 90403**  
[\*\*] **Term: 14 Years**  
[21] **Appl. No.: 820,133**  
[22] **Filed: Jan. 21, 1986**  
[52] **U.S. Cl. .... D8/330**  
[58] **Field of Search .... D8/330-331, D8/342-346; 248/351; 267/64.12; 292/262, 265, 275, 277-278, 258, 288, 338-339, DIG. 23, DIG. 42, DIG. 43**

3,851,908 12/1974 Hester et al. .... 292/338 X  
3,917,331 11/1975 Duran ..... 292/338  
4,070,050 1/1978 Glock et al. .... 292/339  
4,634,170 1/1987 Lach ..... 292/338 X

*Primary Examiner*—Wallace R. Burke  
*Assistant Examiner*—Brian N. Vinson  
*Attorney, Agent, or Firm*—Cislo & Thomas

[56] **References Cited**  
**U.S. PATENT DOCUMENTS**  
1,151,889 8/1915 Lydecker ..... 292/277  
3,480,247 11/1969 Waner ..... 292/275  
3,711,892 1/1973 Tabor ..... 292/275 X  
3,765,053 10/1973 Anweiler ..... 292/275 X

[57] **CLAIM**  
The ornamental design for a hatchback support member, as shown and described.

**DESCRIPTION**  
FIG. 1 is a perspective view of a hatchback support member showing my new design;  
FIG. 2 is a rear elevational view thereof;  
FIG. 3 is a right side elevational view thereof, the left side being a mirror image;  
FIG. 4 is a front elevational view thereof;  
FIG. 5 is a bottom plan view thereof; and  
FIG. 6 is a top plan view thereof.

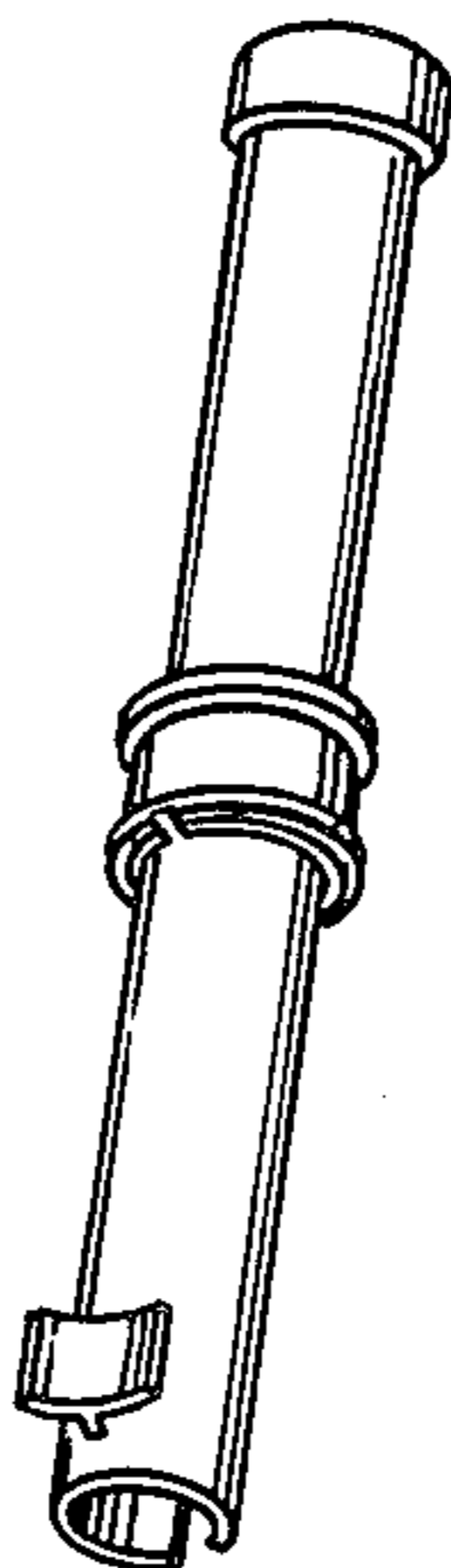


FIG. 1

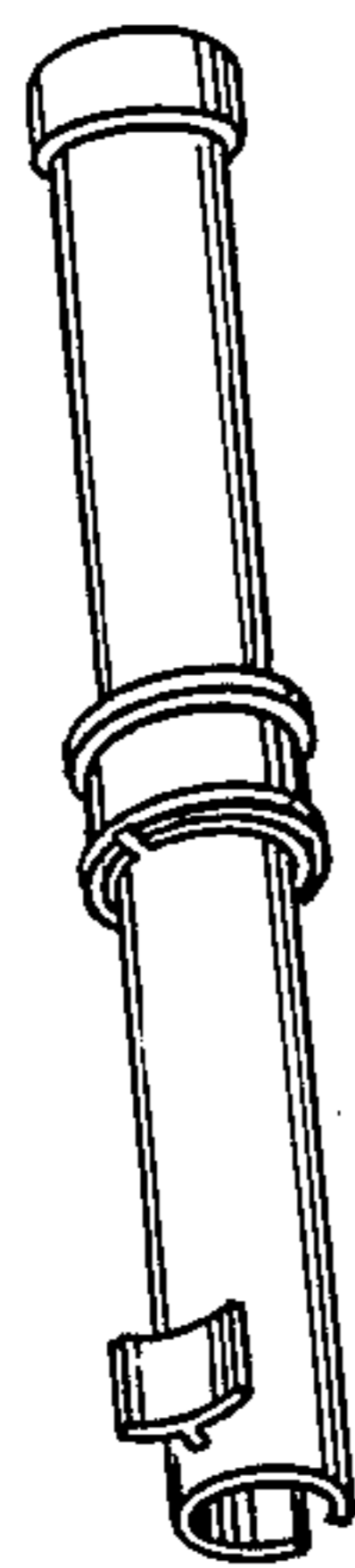


FIG. 2

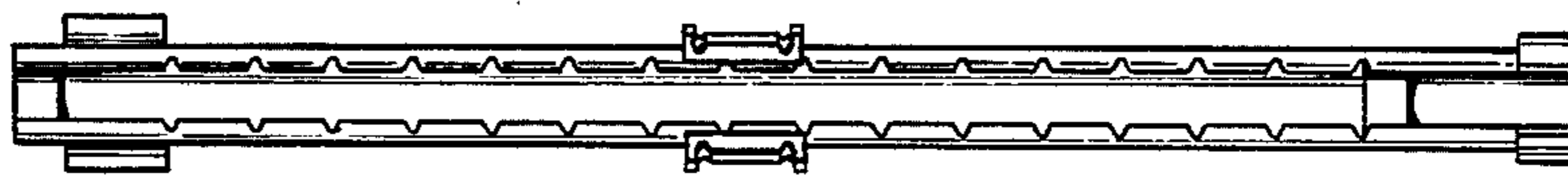


FIG. 3



FIG. 4



FIG. 5



FIG. 6