

United States Patent [19]

Finsilver et al.

[11] Patent Number: **Des. 297,088**

[45] Date of Patent: **** Aug. 9, 1988**

[54] **COMBINED SAUCE BOAT AND ENTREE PLATE**

D. 112,641 12/1938 Lang D27/27
D. 130,080 10/1941 Wynkoop D7/27

[75] Inventors: **Charles E. Finsilver, Hartsdale;**
Sylvia Schur, New Rochelle; Mary
W. Yuan, No. Tarrytown, all of N.Y.

[73] Assignee: **General Foods Corporation, White**
Plains, N.Y.

[**] Term: **14 Years**

[21] Appl. No.: **764,453**

[22] Filed: **Aug. 12, 1985**

[52] U.S. Cl. **D7/3; D7/1**

[58] Field of Search **D7/1, 3, 27, 28, 20,**
D7/37, 29-32, 98; D27/28, 27

[56] **References Cited**

U.S. PATENT DOCUMENTS

D. 21,583 5/1892 Treat et al. D7/35
D. 48,340 12/1915 Ketcher D7/30
D. 51,880 3/1918 Evans D7/17
D. 79,885 11/1929 Helsey D7/30
D. 111,227 9/1938 Secan D27/28

OTHER PUBLICATIONS

Rosenthal "Polygon" Brochure, printed 10-75, Polygon White Panel, Plates shown (brochure in D7-3 XR).
Giant Department Stores Gift & Jewelry Catalog, p. 132, top left panel #A, "Dover White" Jepecor Model CW-100 (D7-1 XR), Ironstone Plates shown.

Primary Examiner—Winifred E. Herrmann
Attorney, Agent, or Firm—Sam D. Walker; Thomas R. Savoie; Daniel J. Donovan

[57] **CLAIM**

The ornamental design for a combined sauce boat and entree plate, as shown and described.

DESCRIPTION

FIG. 1 is a side elevational view of a combined sauce boat and entree plate showing our new design; the sides not shown are identical to the side shown; FIG. 2 is a top plan view thereof; FIG. 3 is a bottom plan view thereof; FIG. 4 is a cross-sectional view thereof; and FIG. 5 is a perspective view thereof.

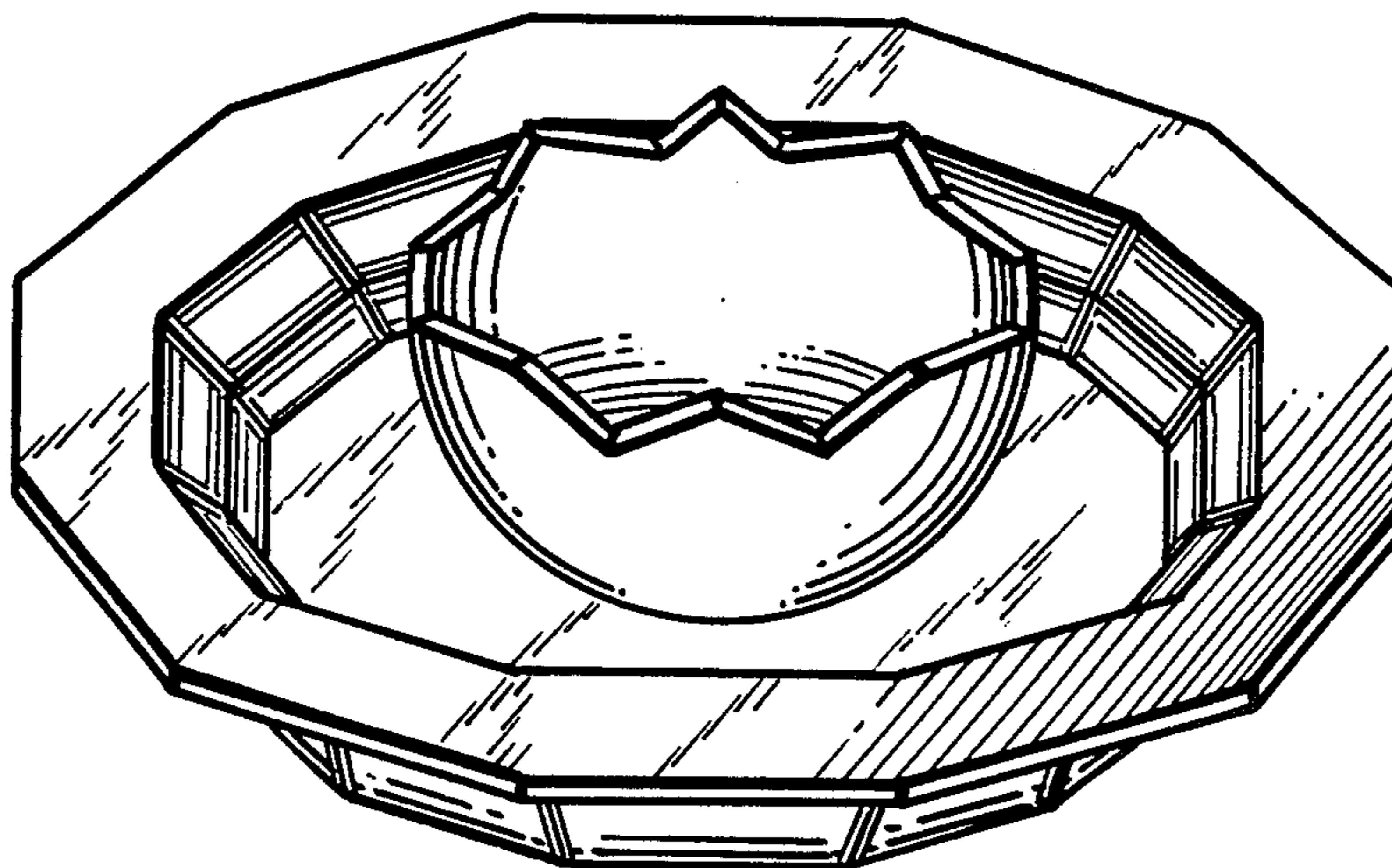


FIG.1


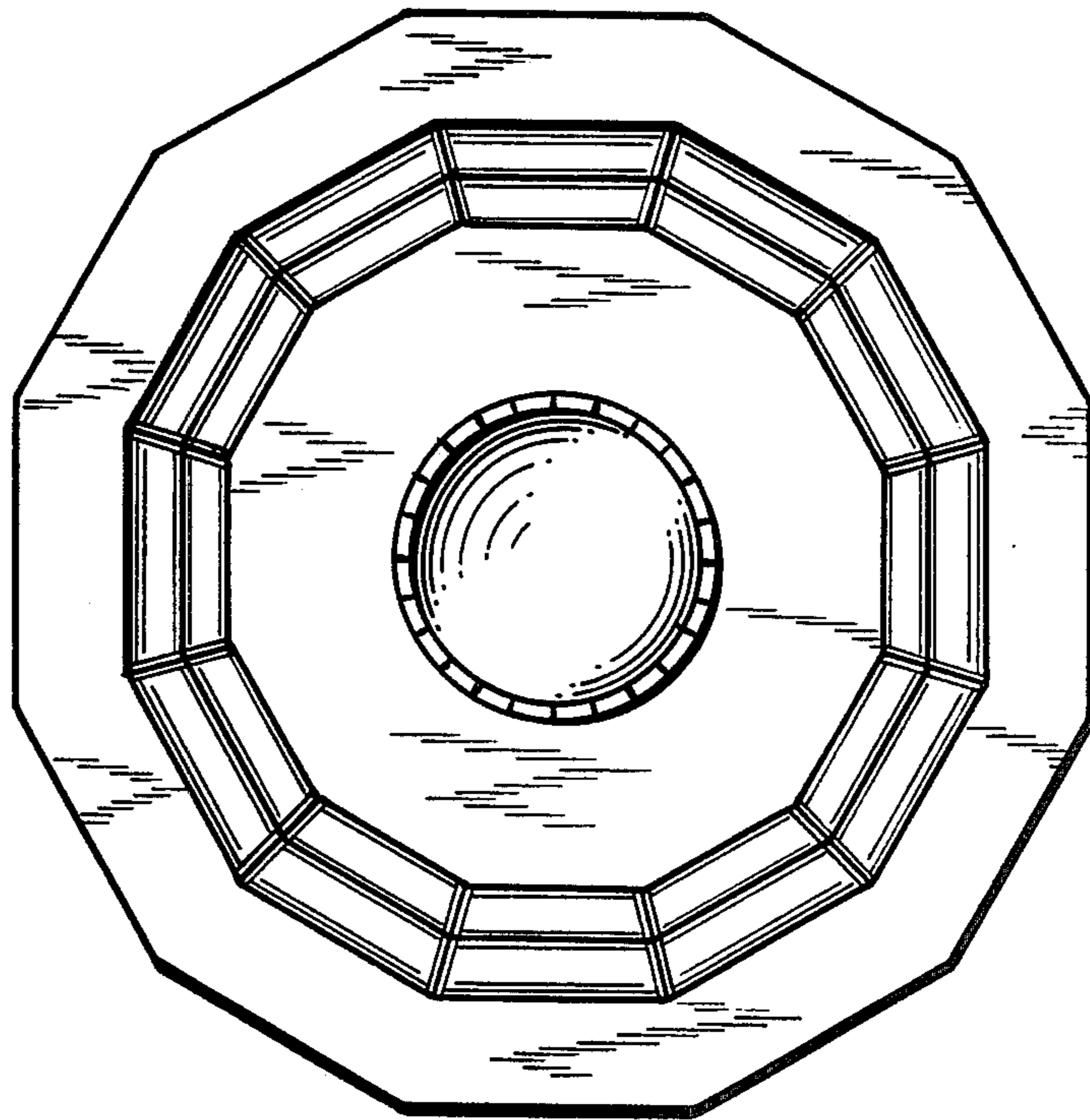


FIG.2



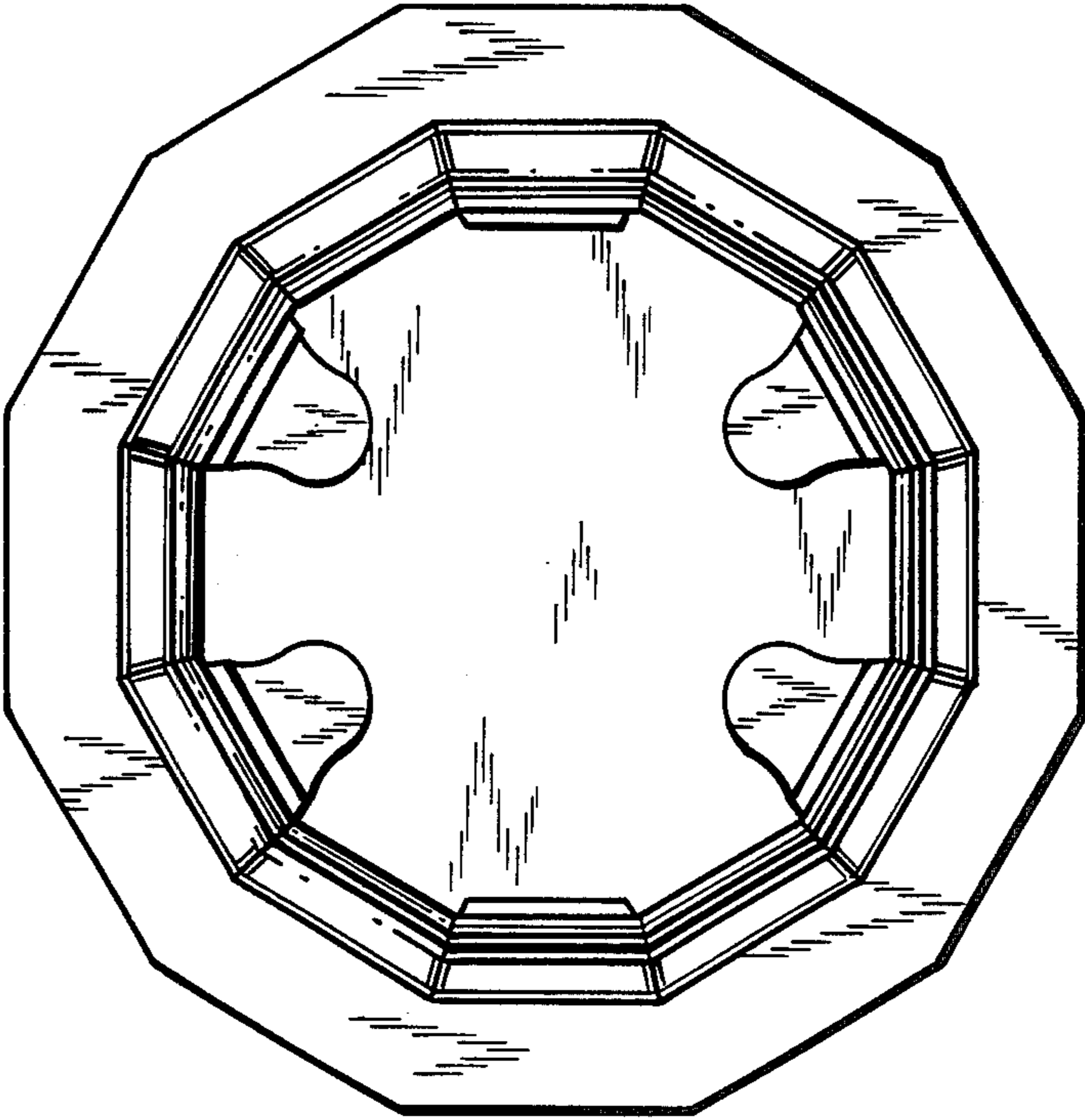


FIG.3

FIG.4



FIG.5

