

[54] **PIPETTE TIP**

[75] **Inventor:** Fred G. Williams, San Anselmo, Calif.
[73] **Assignee:** Cetus Corporation, Emeryville, Calif.
[**] **Term:** 14 Years
[21] **Appl. No.:** 852,910
[22] **Filed:** Apr. 16, 1986
[52] **U.S. Cl.** D24/55
[58] **Field of Search** D24/55; 73/864.1, 864.14, 73/864.18; 422/100

[56] **References Cited**

U.S. PATENT DOCUMENTS

D. 228,492 10/1973 Cohen D24/55
D. 252,586 8/1979 Kovach D24/55

Primary Examiner—Wallace R. Burke
Assistant Examiner—Stella M. Reid

Attorney, Agent, or Firm—Albert P. Halluin; Leona L. Lauder

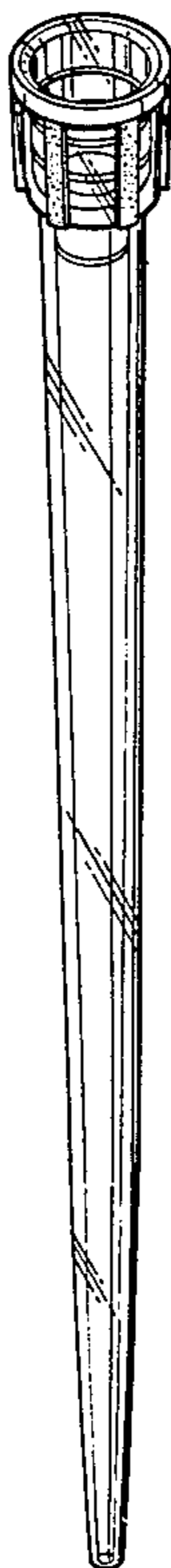
[57] **CLAIM**

The ornamental design for a pipette tip, as shown and described.

DESCRIPTION

FIG. 1 is a front perspective view of a pipette tip showing my new design;
FIG. 2 is a side elevational view thereof, the undisclosed sides being identical;
FIG. 3 is a top plan view thereof;
FIG. 4 is a bottom plan view thereof; and
FIG. 5 is a cross-sectional view thereof, taken on line 5—5 of FIG. 4.

The characteristic feature of the design resides in the four concentric ridges found on the interior surface of the pipette tip immediately below and within the bell top as illustrated in FIGS. 1, 2 and 5 and the six vertical ribs evenly spaced along the bell top.



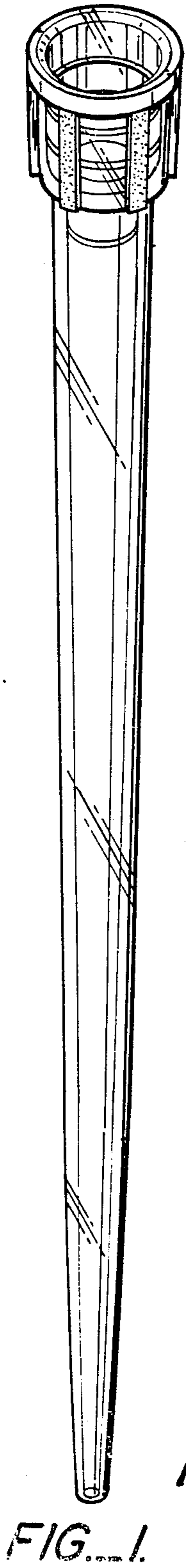


FIG. 2.

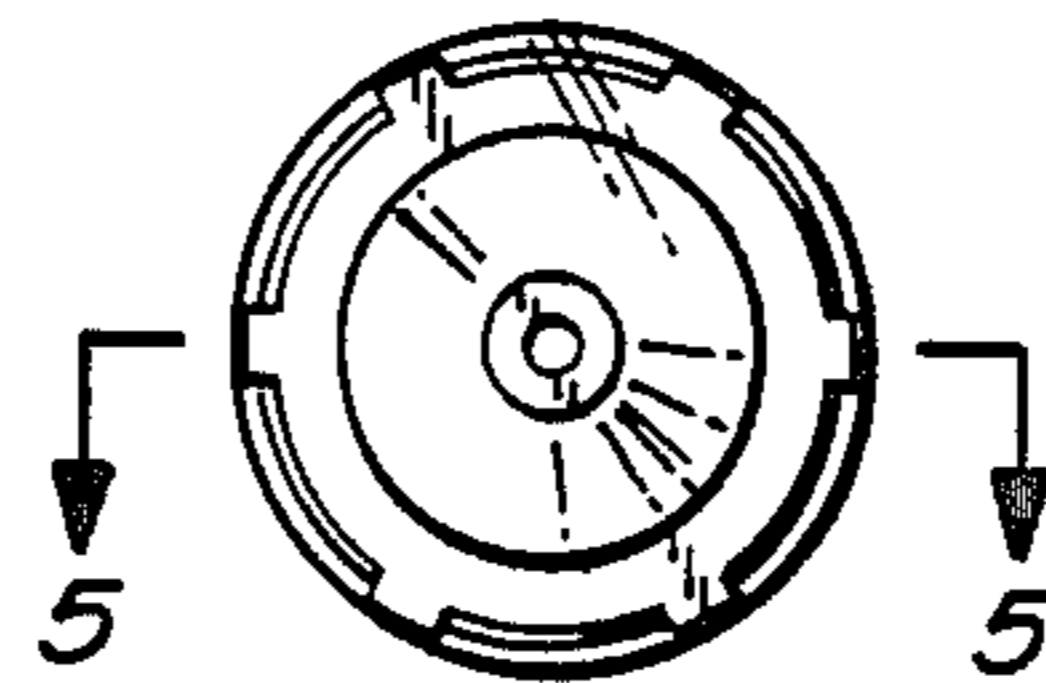
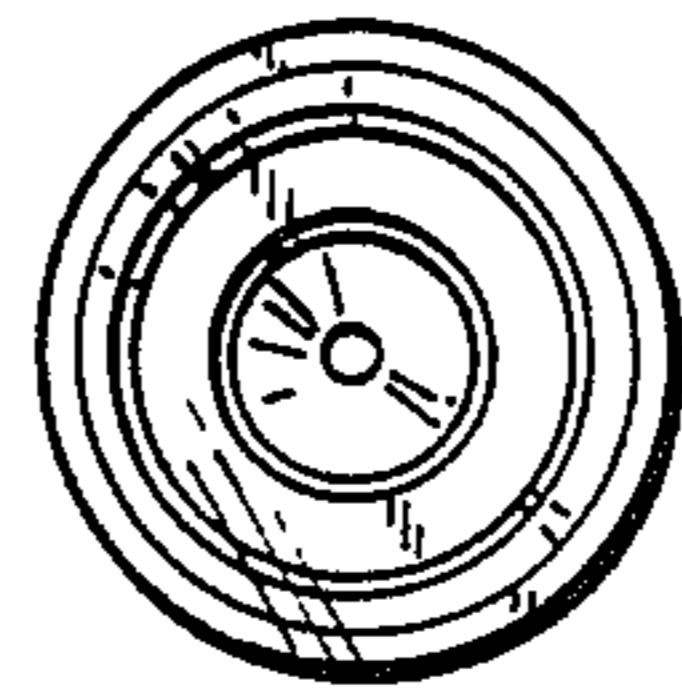
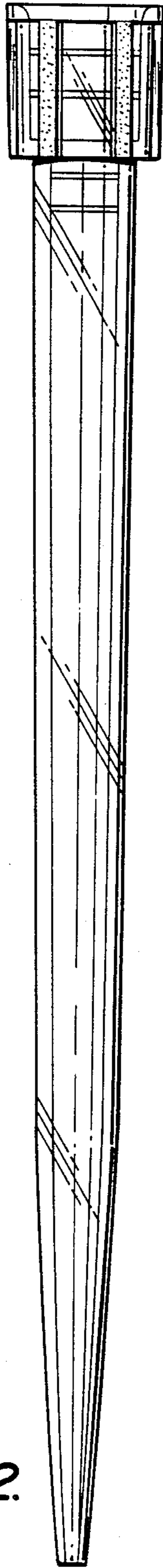


FIG. 4.

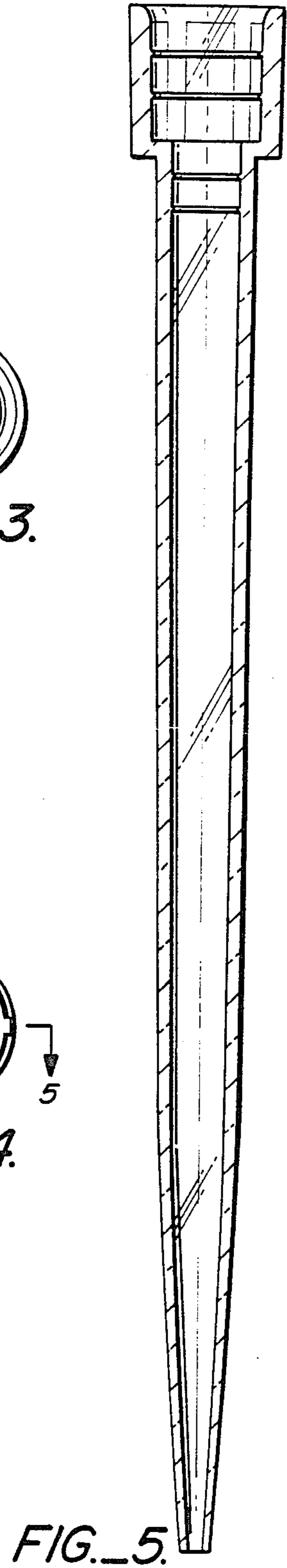


FIG. 5.