

[54] HOUSING FOR ELECTRONIC APPARATUS

[75] Inventor: Floyd J. Pushelberg, Ottawa, Canada

[73] Assignee: Northern Telecom Limited, Montreal, Canada

[**] Term: 14 Years

[21] Appl. No.: 907,716

[22] Filed: Sep. 15, 1986

[52] U.S. Cl. D14/52; D13/41

[58] Field of Search D14/52, 59, 60, 114, D14/102; D13/40, 41; 174/50; D9/405, 452, 424, 434, 423, 452; 361/426; 379/330; 381/87

[56] References Cited

U.S. PATENT DOCUMENTS

D. 3,357	2/1869	Pratt	D9/434
D. 104,147	4/1937	Parness et al.	D9/423
D. 141,234	5/1945	Anthony	D9/423
D. 203,006	2/1966	Braun	D9/423
D. 204,504	4/1966	Braun	D9/423
D. 215,704	10/1969	Vuillemenat	D9/452
D. 230,138	1/1974	Weller	D9/425
D. 231,433	4/1974	Congleton	D9/423
D. 240,802	5/1976	Congleton	D9/423

D. 261,135	10/1981	Horne	D13/40 X
D. 289,648	5/1987	Felix et al.	D13/41 X
D. 291,024	7/1987	Kikuchi	D9/423 X
D. 294,579	3/1988	Kirpluk	D13/41 X
3,584,135	6/1971	Dowfin	174/50
3,784,728	1/1974	De Bortoli et al.	361/426 X
4,120,545	10/1978	Happak et al.	174/50 X
4,313,025	1/1982	Grube, Jr.	174/50
4,623,753	11/1986	Feldman et al.	174/50
4,654,470	3/1987	Feldman et al.	174/50

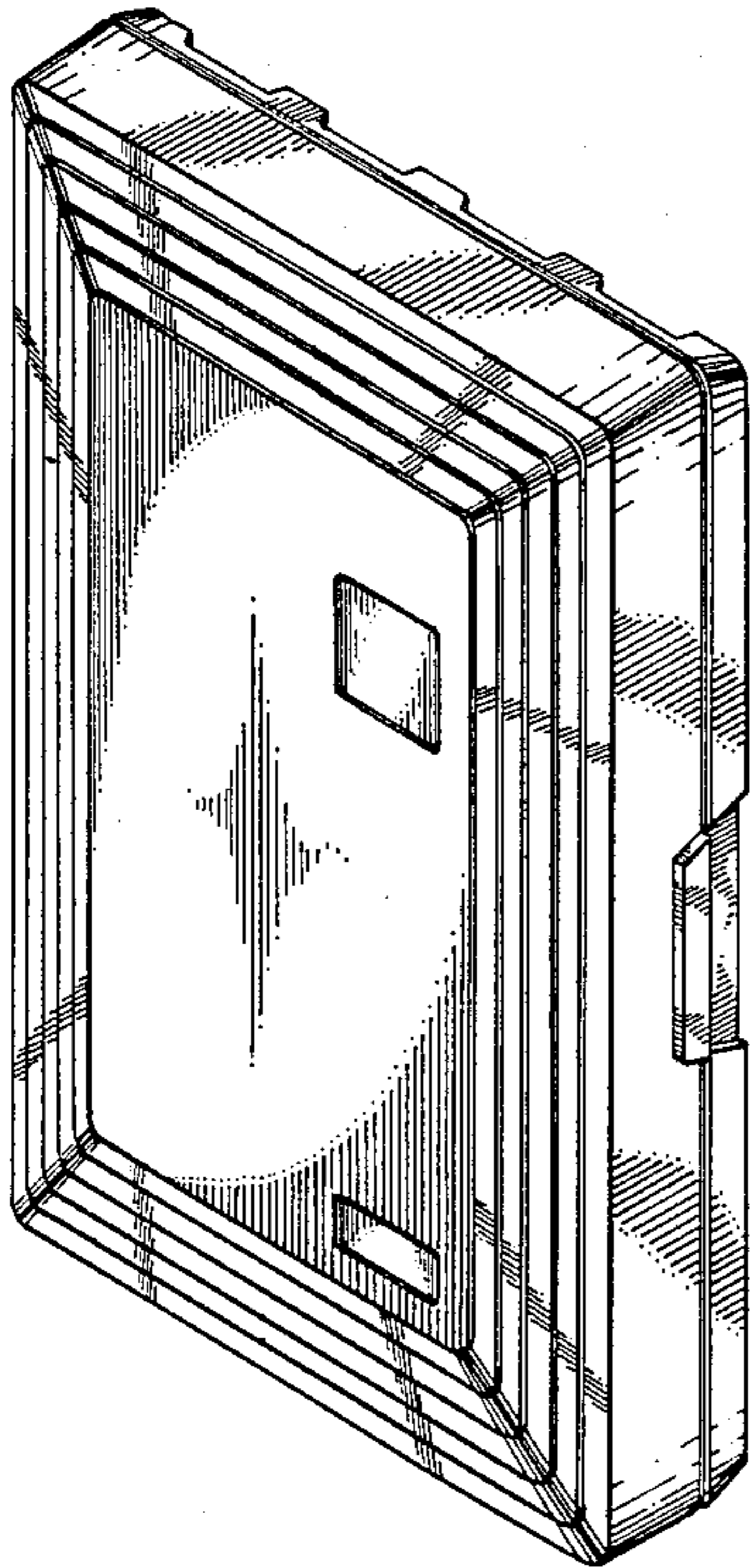
Primary Examiner—Horace B. Fay
Attorney, Agent, or Firm—F. P. Turpin

[57] CLAIM

The ornamental design for housing for electronic apparatus, as shown and described.

DESCRIPTION

FIG. 1 is a right side, top and front perspective view of a housing for electronic apparatus showing my new design;
FIG. 2 is a top plan view;
FIG. 3 is a front elevational view;
FIG. 4 is a right side elevational view;
FIG. 5 is a rear elevational view;
FIG. 6 is a left side elevational view; and
FIG. 7 is a bottom plan view thereof.



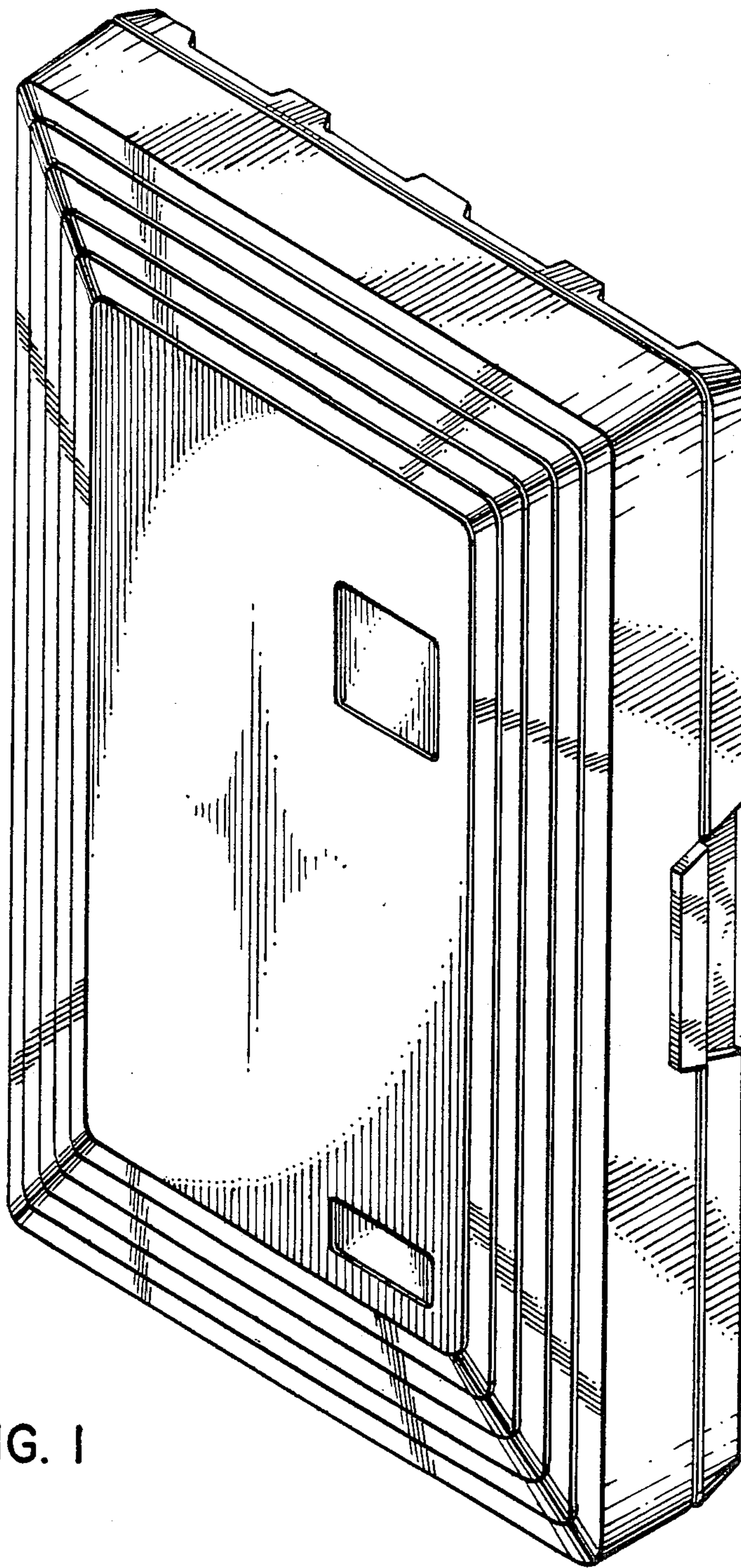


FIG. 1




FIG. 2

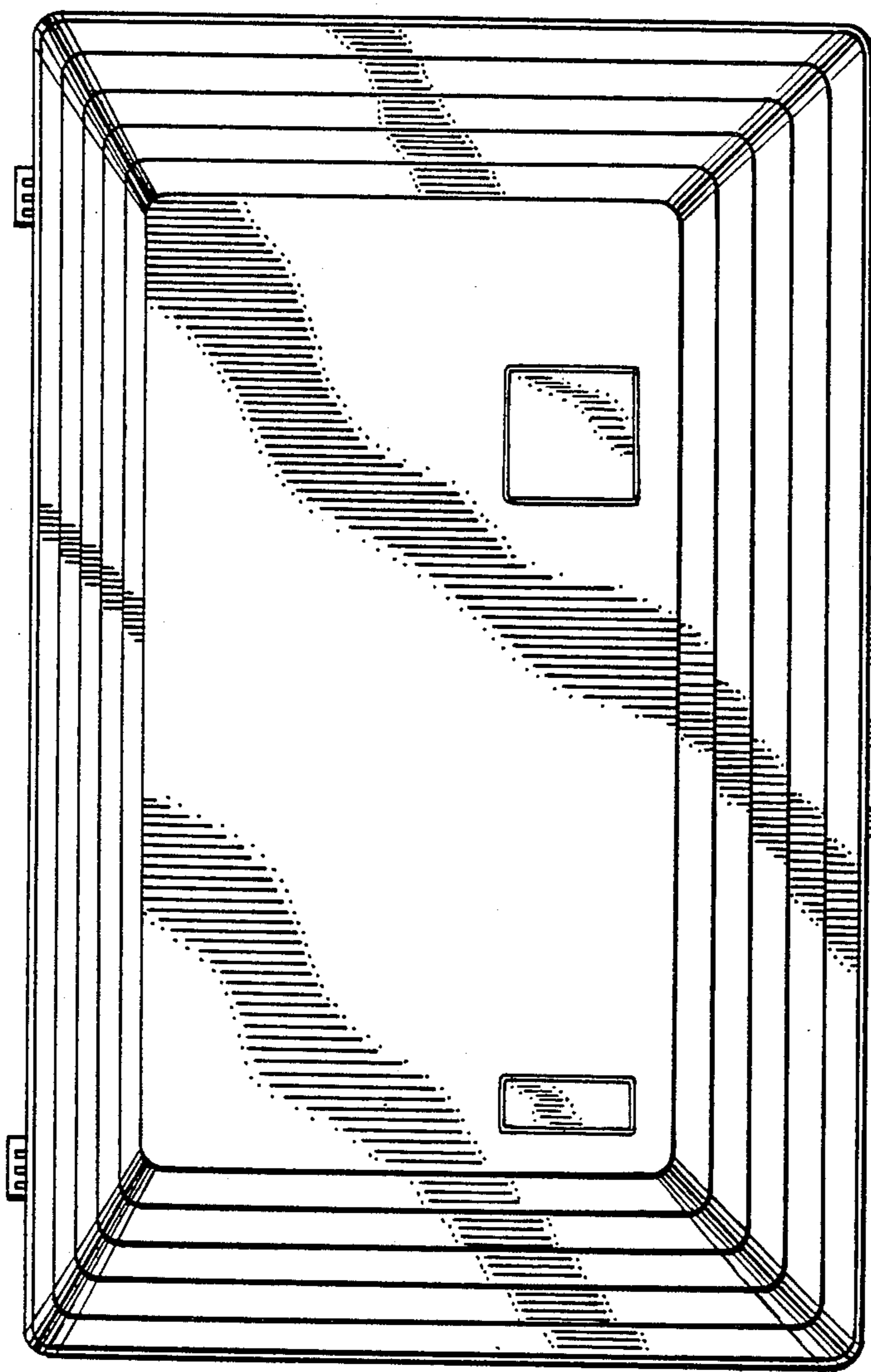


FIG. 3

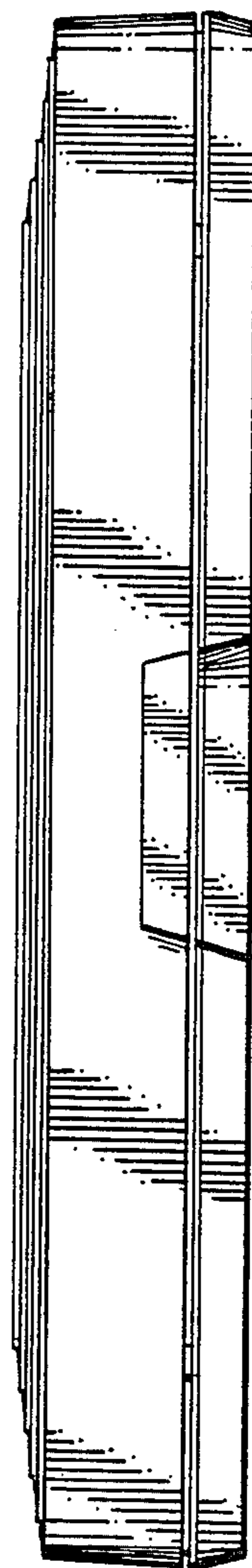


FIG. 4

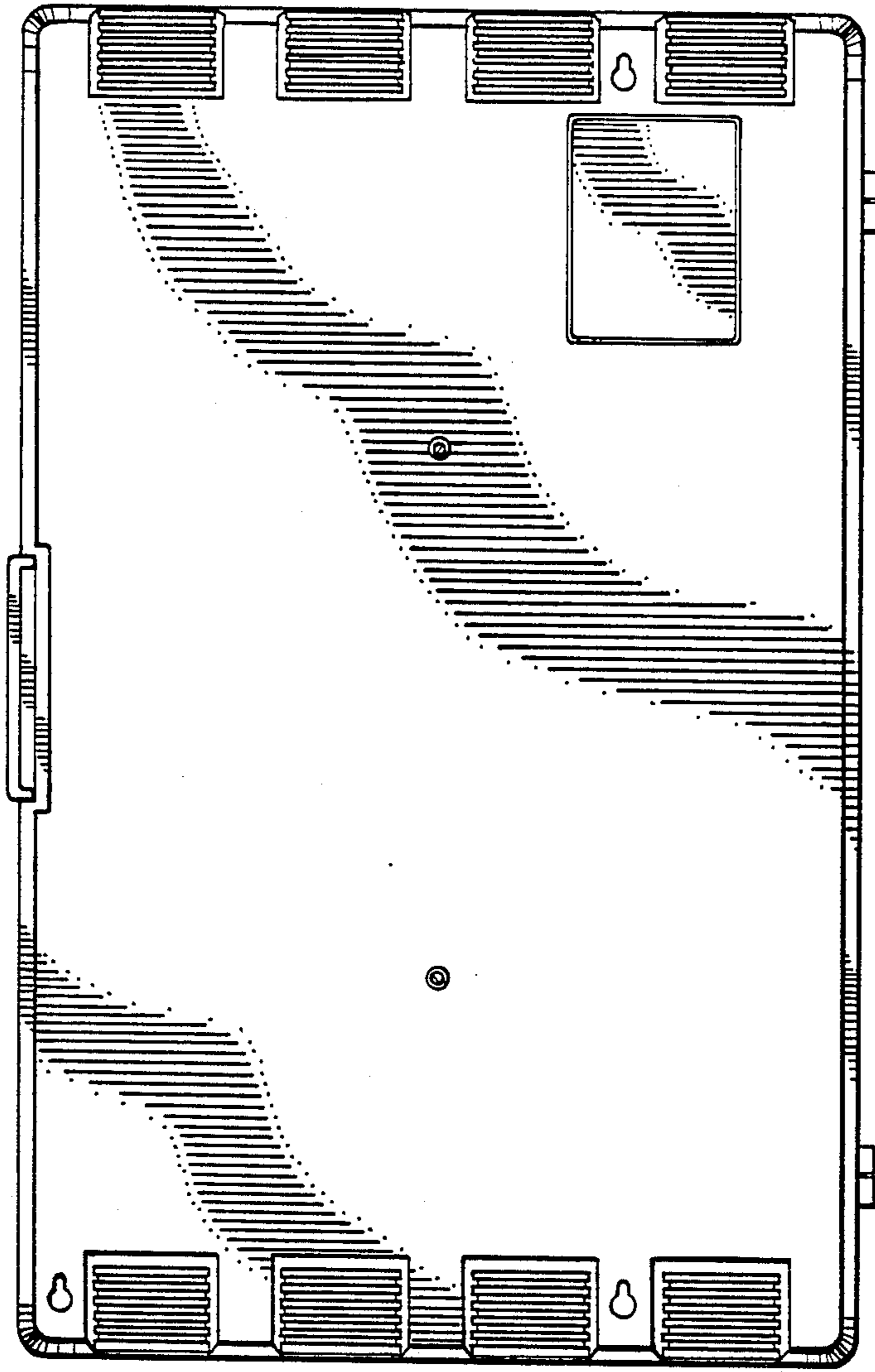


FIG. 5



FIG. 6

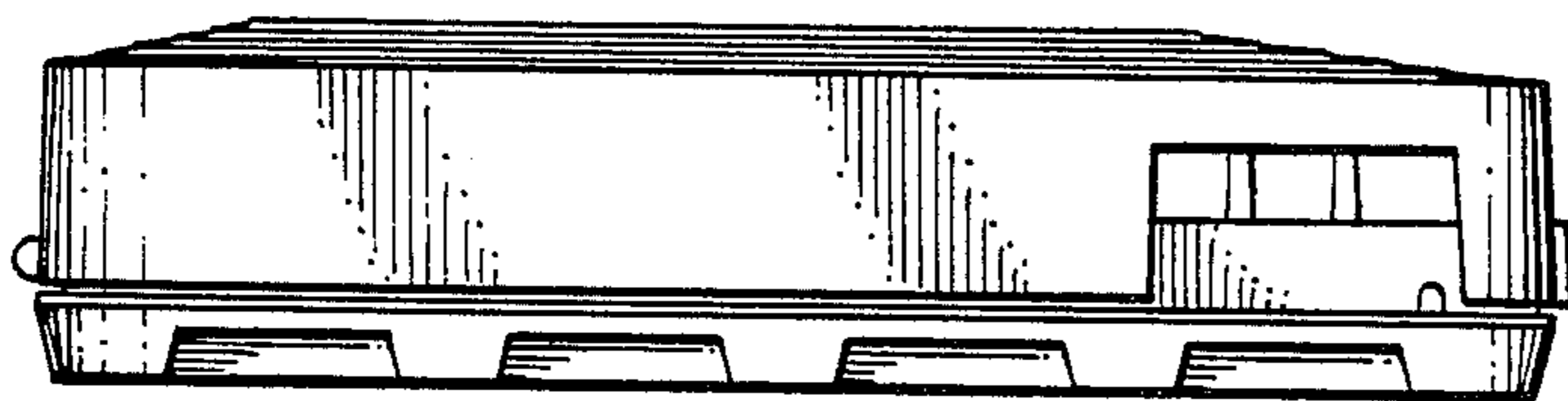


FIG. 7