

[54] **RUG SAMPLE DISPLAY STAND WITH SLIDING PANELS**

[75] **Inventor: Ernest G. Ovitz, III, Galva, Ill.**

[73] **Assignee: John H. Best & Sons, Inc., Galva, Ill.**

[**] **Term: 14 Years**

[21] **Appl. No.: 819,382**

[22] **Filed: Jan. 16, 1986**

[52] **U.S. Cl. D6/409; D6/454**

[58] **Field of Search D6/409, 410, 454; 211/45, 46, 50, 169**

[56] **References Cited**

U.S. PATENT DOCUMENTS

D. 174,500	4/1955	Harris	D6/409
D. 174,553	4/1955	Harris	D6/410
D. 197,159	12/1963	Nelson et al.	D6/409
D. 218,917	10/1970	Trunspenger	D6/409
D. 235,818	7/1975	Folkart	D6/454
556,483	3/1896	Wayne	211/45 X

593,519	11/1897	Devlin et al.	211/45 X
728,219	5/1903	Feldmann, Jr. et al.	211/169
1,116,484	11/1914	Ralph	211/169

FOREIGN PATENT DOCUMENTS

506228	8/1930	Fed. Rep. of Germany	211/45
--------	--------	----------------------	-------	--------

Primary Examiner—Carmen H. Vales
Attorney, Agent, or Firm—Kinzer, Plyer, Dorn, McEachran & Jambor

[57] **CLAIM**

The ornamental design for a rug sample display stand with sliding panels, substantially as shown and described.

DESCRIPTION

FIG. 1 is a perspective view of a rug sample display stand with sliding panels showing my new design; FIG. 2 is a top plan view thereof; and FIG. 3 is an end elevational view shown broken away for convenience of illustration, the opposite side being identical thereto.

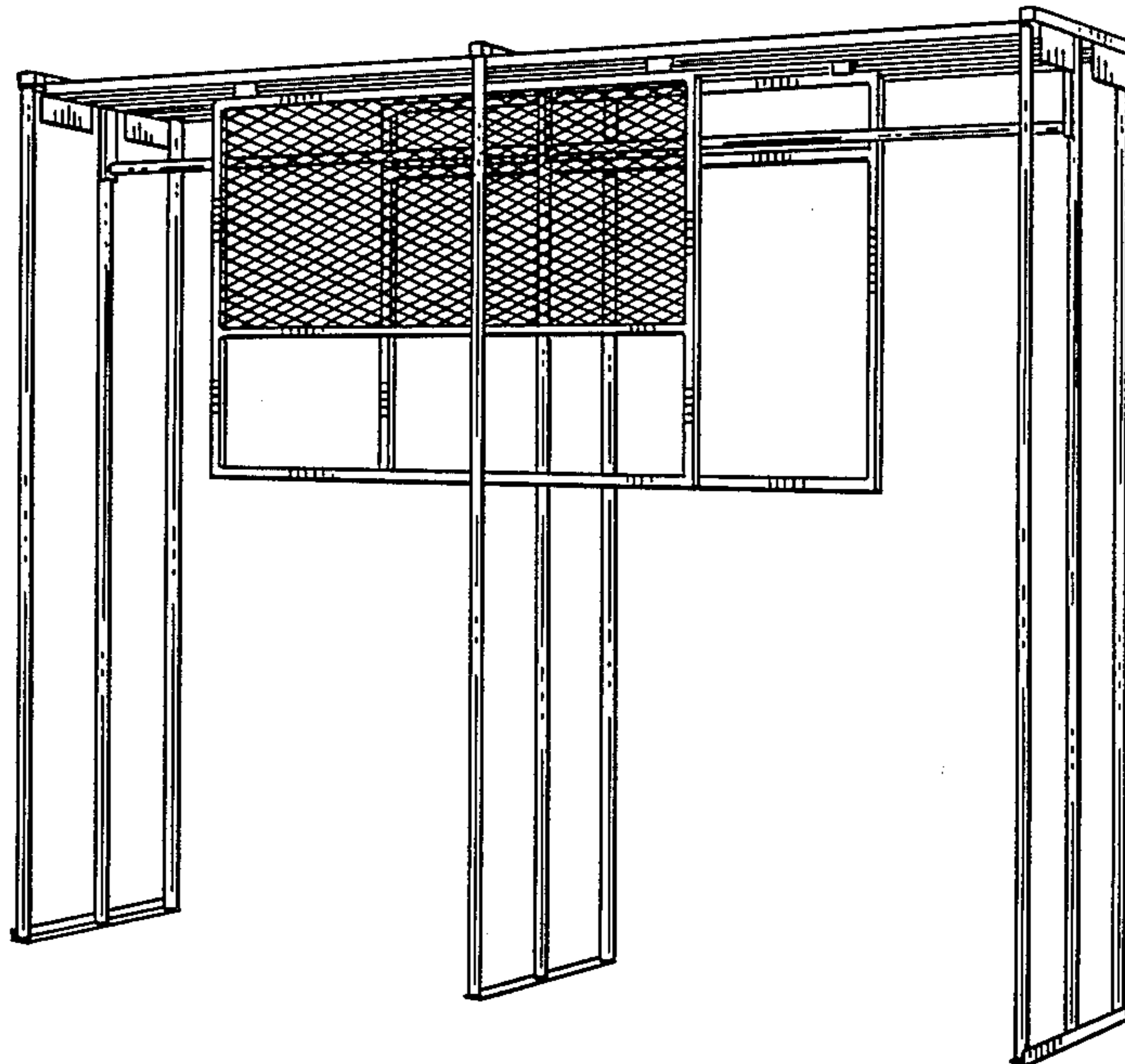


FIG. 1.

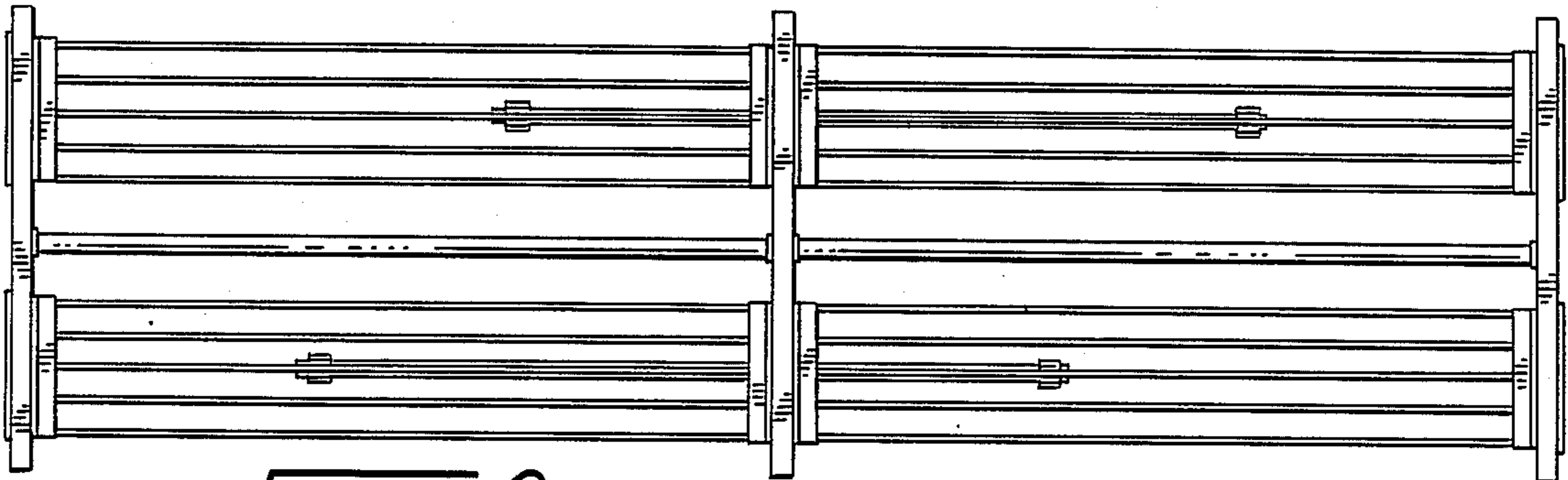
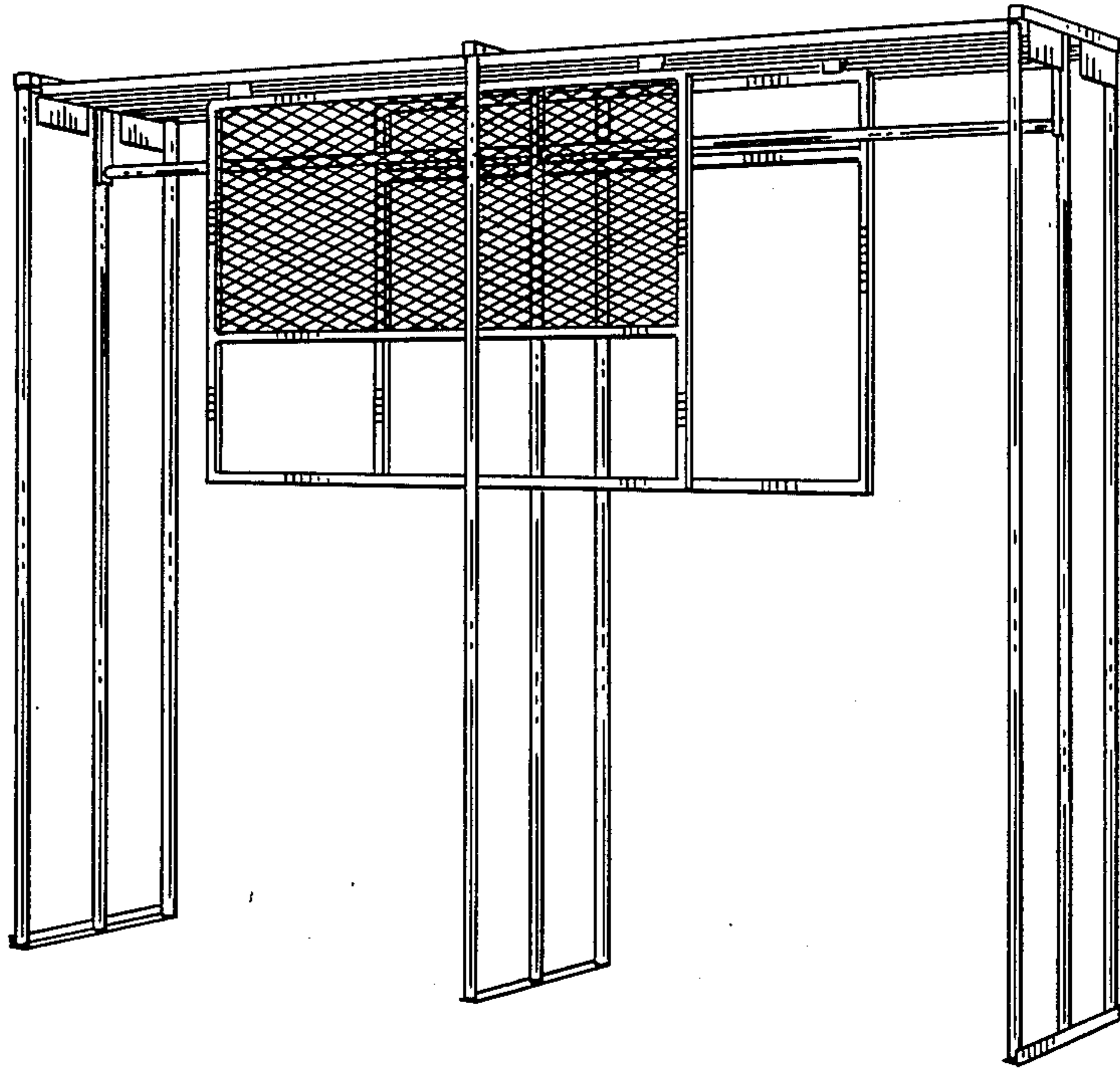


FIG. 2.

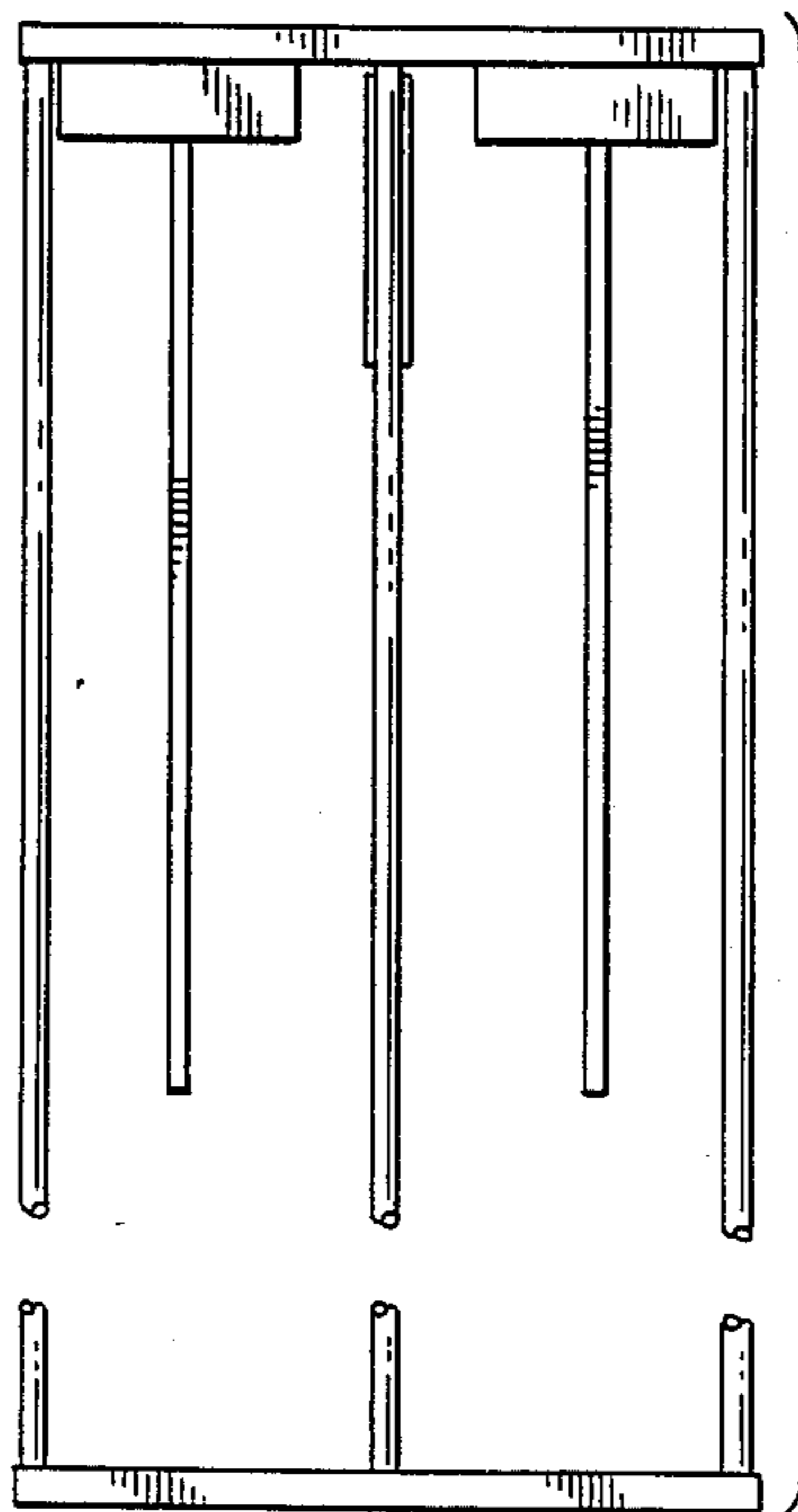


FIG. 3.