

United States Patent [19]

Brown et al.

[11] Patent Number: **Des. 296,952**

[45] Date of Patent: **** Aug. 2, 1988**

[54] **SHOE ARCH**

[75] Inventors: **Paul D. Brown, Hingham; Juan A. Diaz, Weymouth, both of Mass.**

[73] Assignee: **Reebok International Ltd., Canton, Mass.**

[**] Term: **14 Years**

[21] Appl. No.: **11,673**

[22] Filed: **Feb. 6, 1987**

[52] U.S. Cl. **D2/314**

[58] Field of Search **D2/264, 274, 308-314, D2/317-320; 36/102, 103, 106, 112-114, 132, 136, 25 R, 28, 32 R, 59 R, 59 C, 91**

[56] **References Cited**

U.S. PATENT DOCUMENTS

D. 57,110	2/1921	Brown	D2/310
D. 157,034	1/1950	Eldon	D2/310
D. 204,186	3/1966	Mattos	D2/320
D. 244,642	6/1977	Famolare	D2/320
D. 251,817	5/1979	Inohara	D2/309
D. 257,647	12/1980	Combaret	D2/320
D. 257,799	1/1981	Combaret	D2/320
2,557,946	6/1951	Crooker	36/32
3,193,950	7/1965	Liou	D2/312 X

4,137,653	2/1979	Famolare	36/32 R
4,399,621	8/1983	Dassler	36/32 R
4,506,460	3/1985	Rudy	36/28

FOREIGN PATENT DOCUMENTS

2812968 10/1978 Fed. Rep. of Germany .

OTHER PUBLICATIONS

Kangaroos Catalog, 6/18/84 (page unknown)—Tennis Shoe NIH-4260 at bottom.

Boot and Shoe Recorder, 1/15/61, p. 78—Kling—Title Bumper Toe.

Primary Examiner—Louis S. Zarfes

Attorney, Agent, or Firm—Saidman, Sterne, Kessler & Goldstein

[57] **CLAIM**

The ornamental design for a shoe arch, as shown and described.

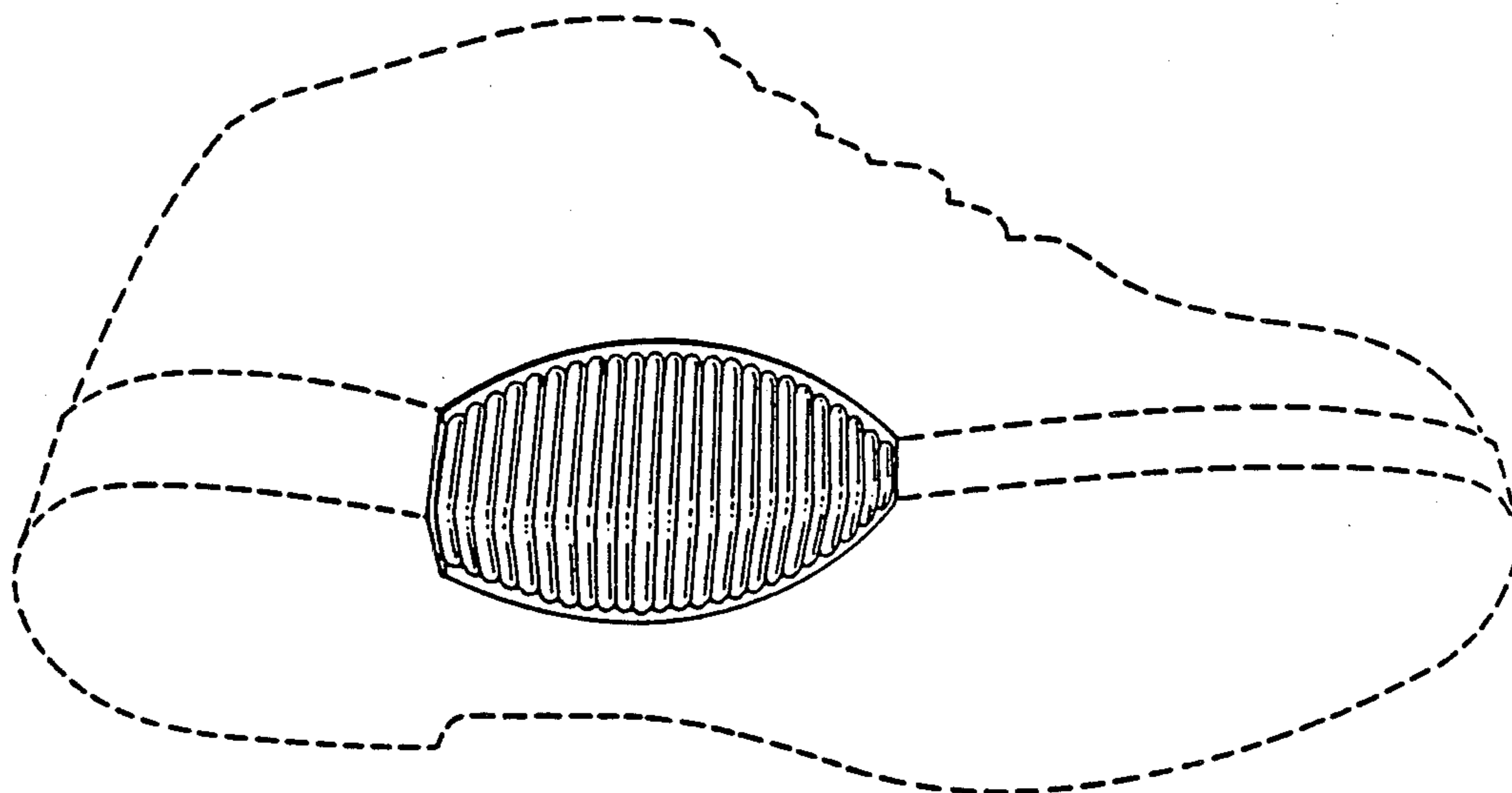
DESCRIPTION

FIG. 1 is a side elevational view of a shoe arch showing our new design;

FIG. 2 is a bottom plan view thereof.

FIG. 3 is a rear perspective view thereof; and

FIG. 4 is a side perspective view thereof.



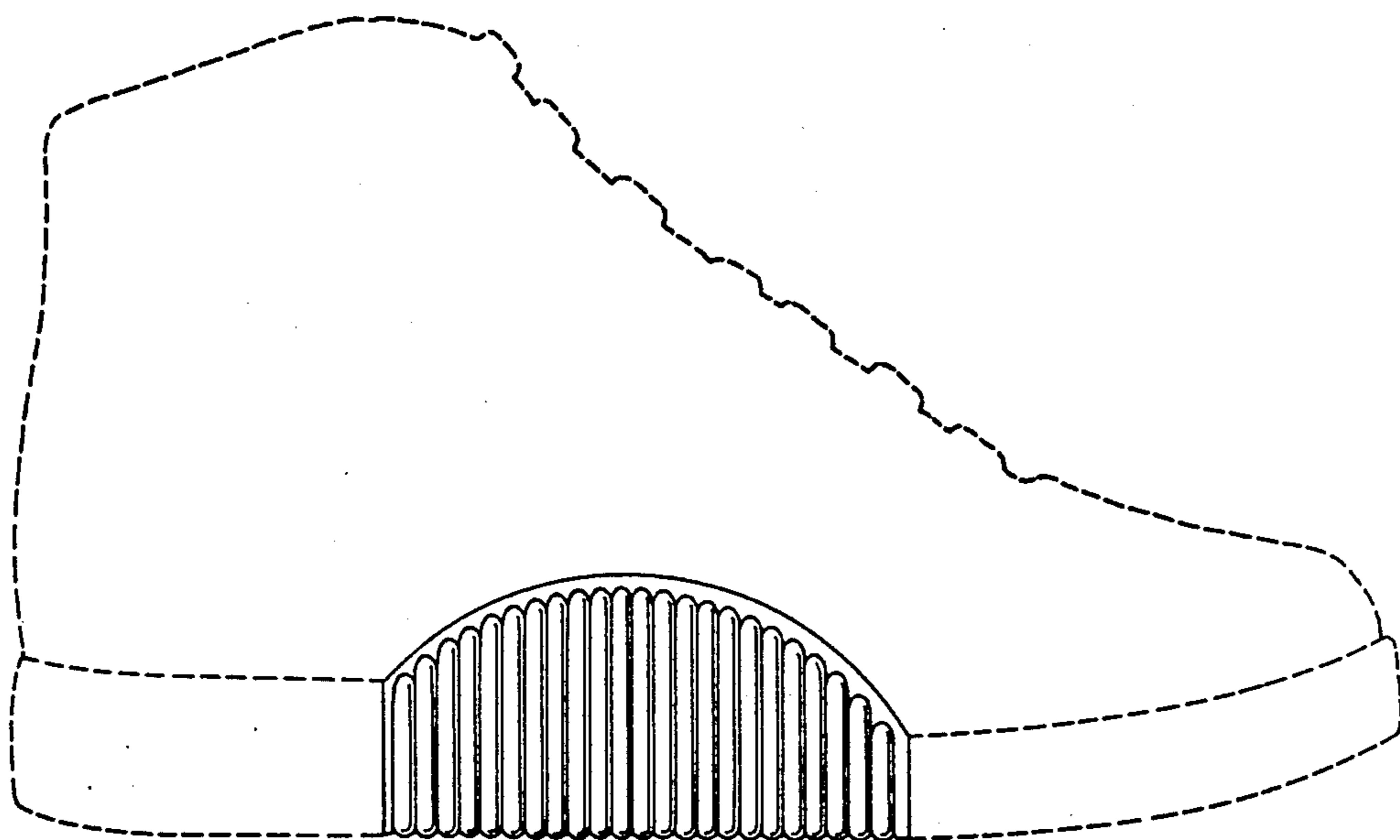


FIG. 1

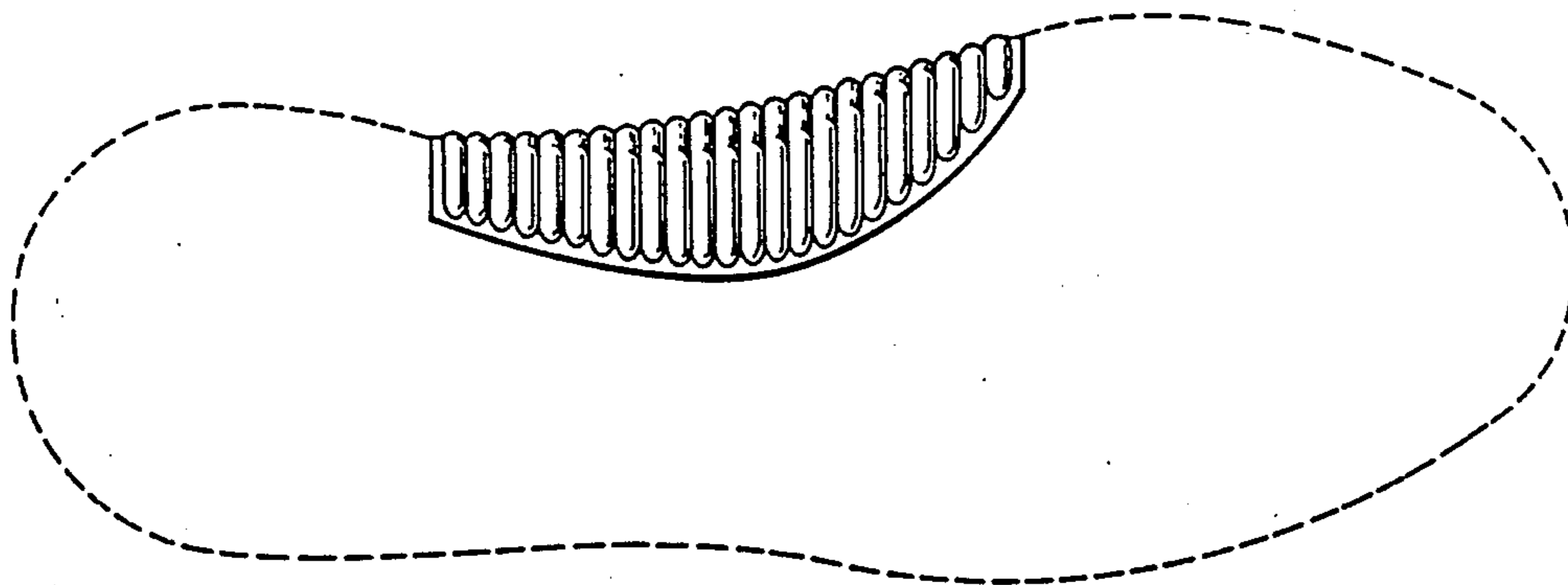


FIG. 2

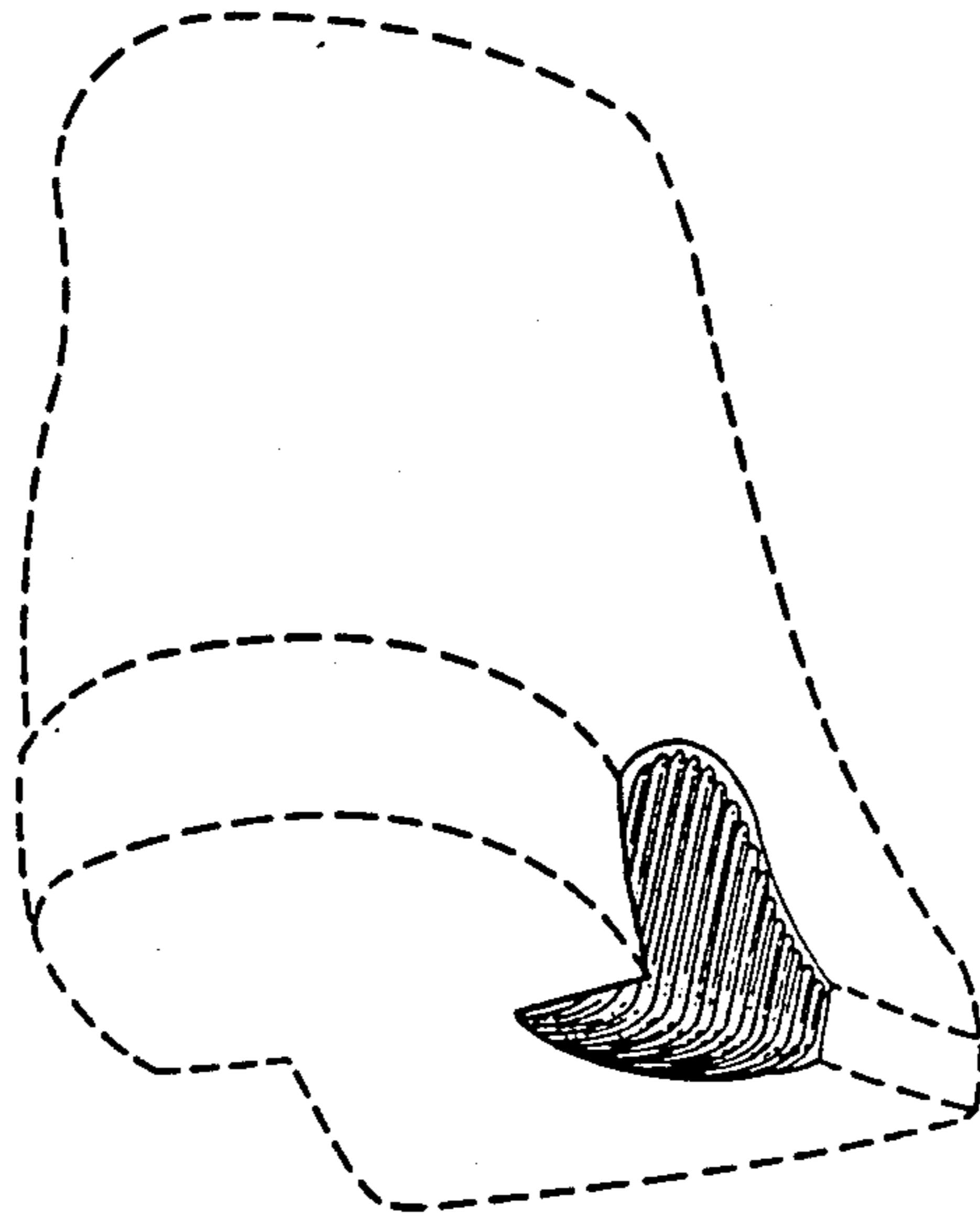


FIG. 3

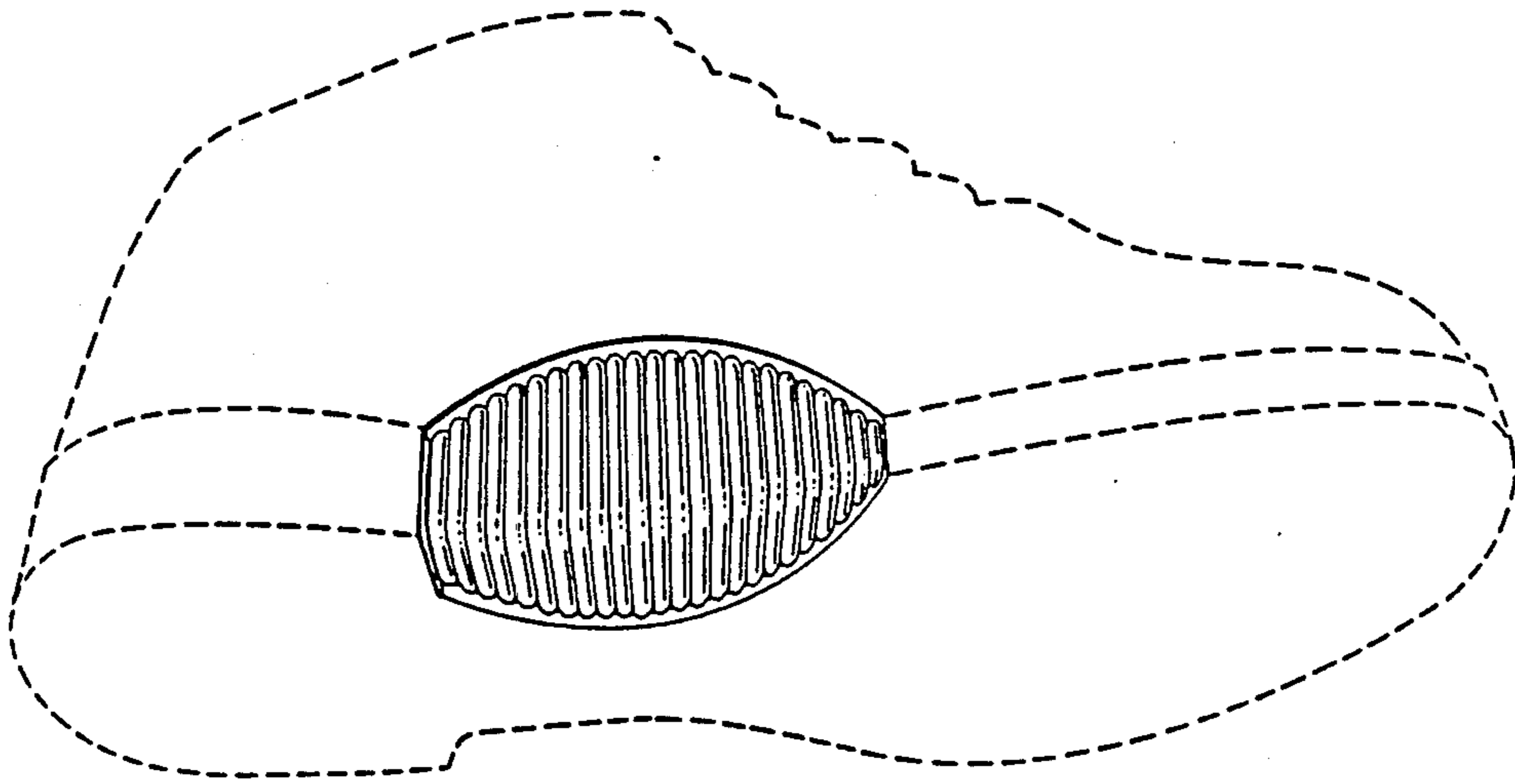


FIG. 4