

[54] SANDAL  
[75] Inventor: **David Brickwood**, London, Great Britain  
[73] Assignee: **Scholl, Inc.**, Memphis, Tenn.  
[\*\*] Term: **14 Years**  
[21] Appl. No.: **762,983**  
[22] Filed: **Aug. 3, 1985**

[30] **Foreign Application Priority Data**  
Feb. 8, 1985 [GB] United Kingdom ..... 1024963  
[52] U.S. Cl. :..... **D2/291; D2/270; D2/270**  
[58] **Field of Search** ..... **D2/264, 265, 268, 269, D2/283-287, 290-293, 300, 301, 308-313, 319, 320, 318; 36/110, 136, 7.5, 10, 11.5, 24.5, 25 R, 28, 29, 32 R, 15**

[56] **References Cited**  
**U.S. PATENT DOCUMENTS**  
D. 243,642 3/1977 Voorhees ..... D2/318  
D. 278,946 5/1985 Chen ..... D2/270

3,063,457 11/1962 Bittner et al. .... D2/318  
3,086,532 4/1963 Mistarz ..... 36/32 R  
3,402,485 9/1968 McMorrow ..... D2/320 X  
3,538,628 11/1970 Einstein, Jr. .... 36/15  
4,446,633 5/1984 Scheinhaus et al. .... D2/290 X

**OTHER PUBLICATIONS**

Harper's Bazaar, 8/1953, p. 76—Albin Air Cush'n Inner Soles at lower left.

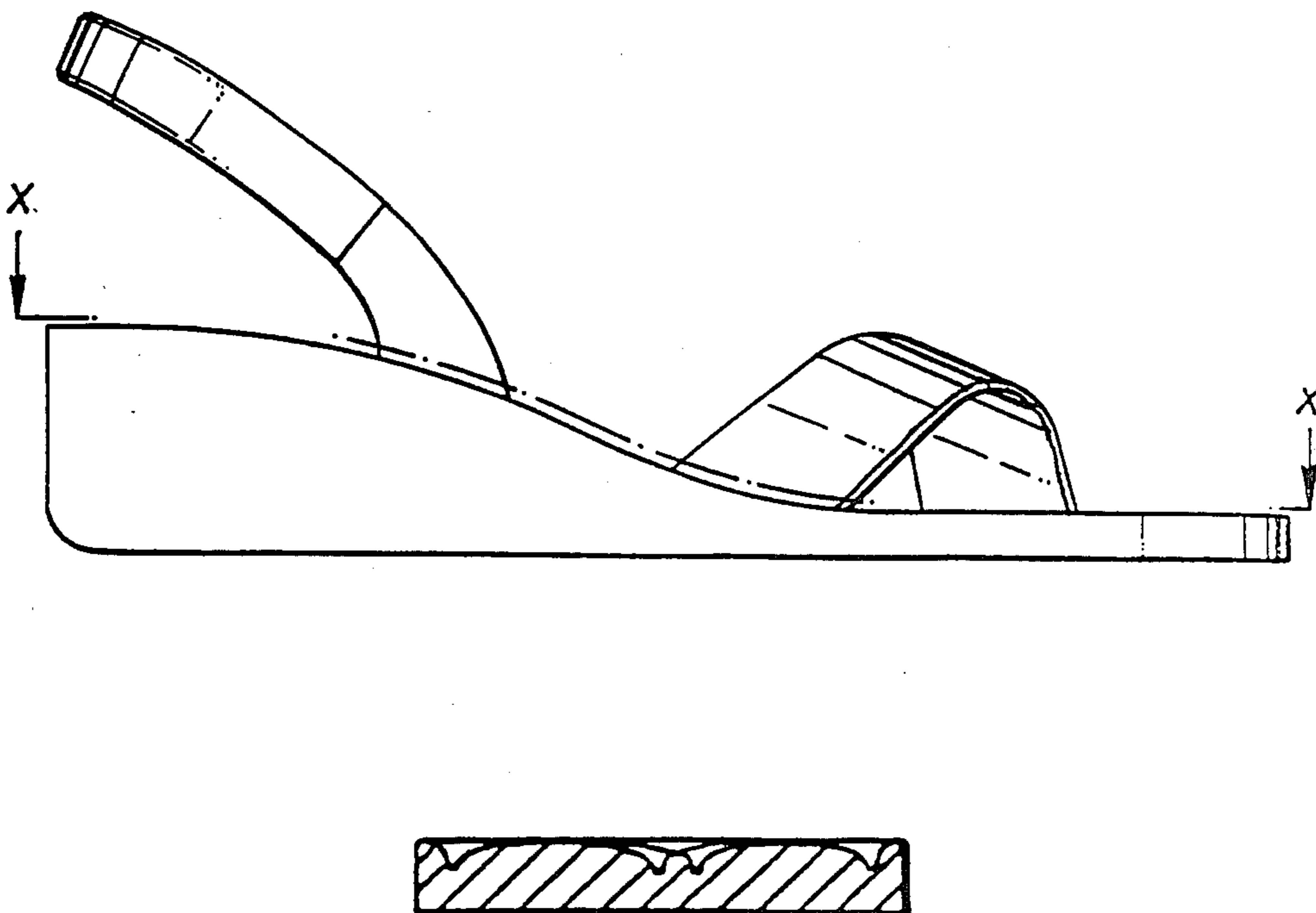
*Primary Examiner*—Louis S. Zarfaz  
*Attorney, Agent, or Firm*—Gerald S. Rosen; Thomas D. Hoffman; Stephen I. Miller

[57] **CLAIM**

The ornamental design for a sandal, substantially as shown and described.

**DESCRIPTION**

FIG. 1 is a left side elevational view of a sandal showing my new design,  
FIG. 2 is a sectional view taken on line XX of FIG. 1,  
FIG. 3 is a sectional view taken on line YY of FIG. 2,  
FIG. 4 is a top plan view, and  
FIG. 5 is a bottom plan view.



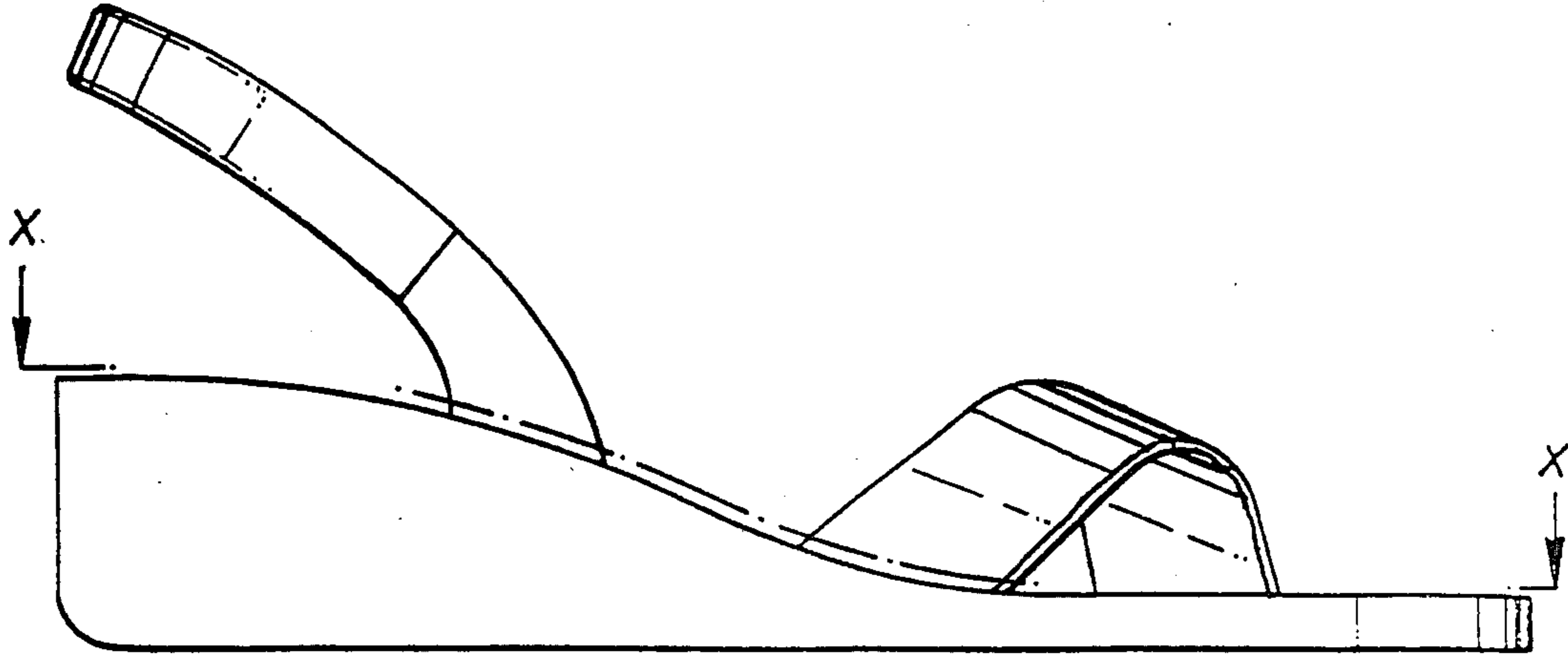


FIGURE 1

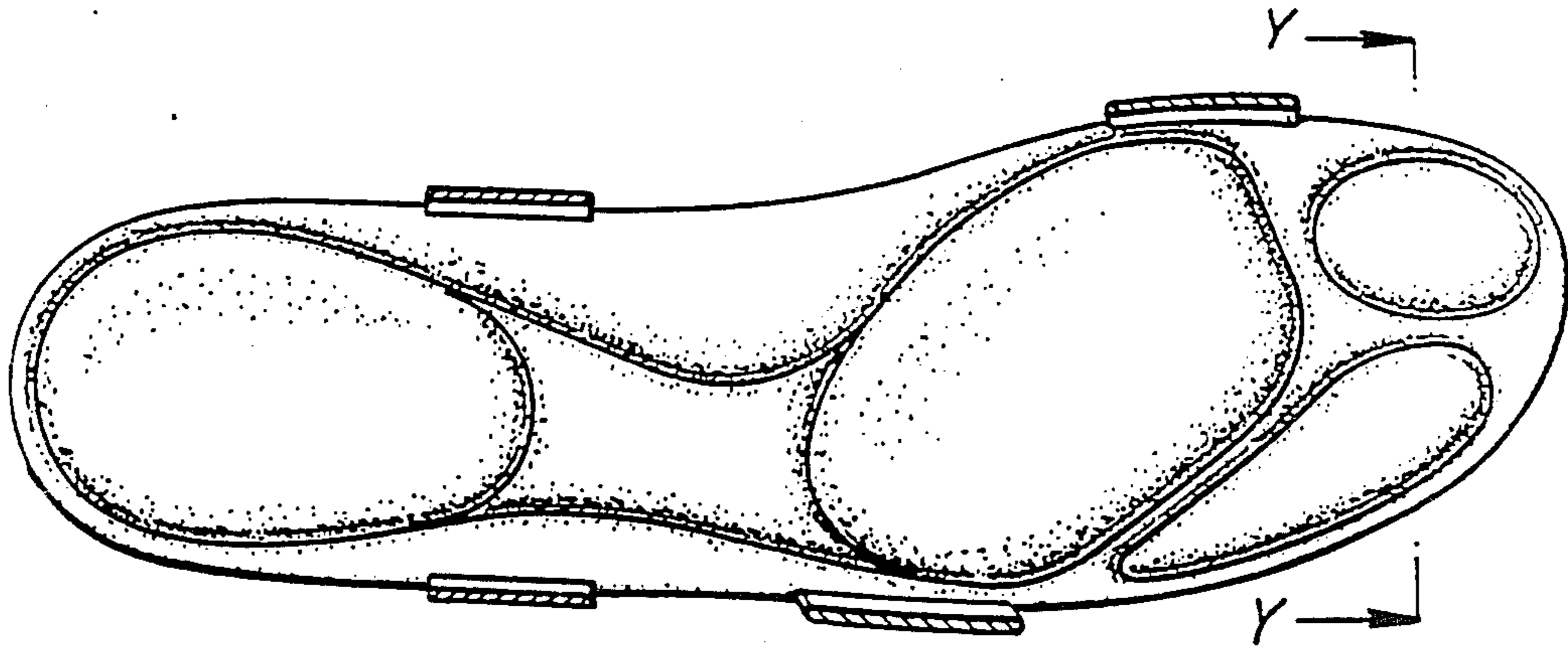


FIGURE 2



FIGURE 3

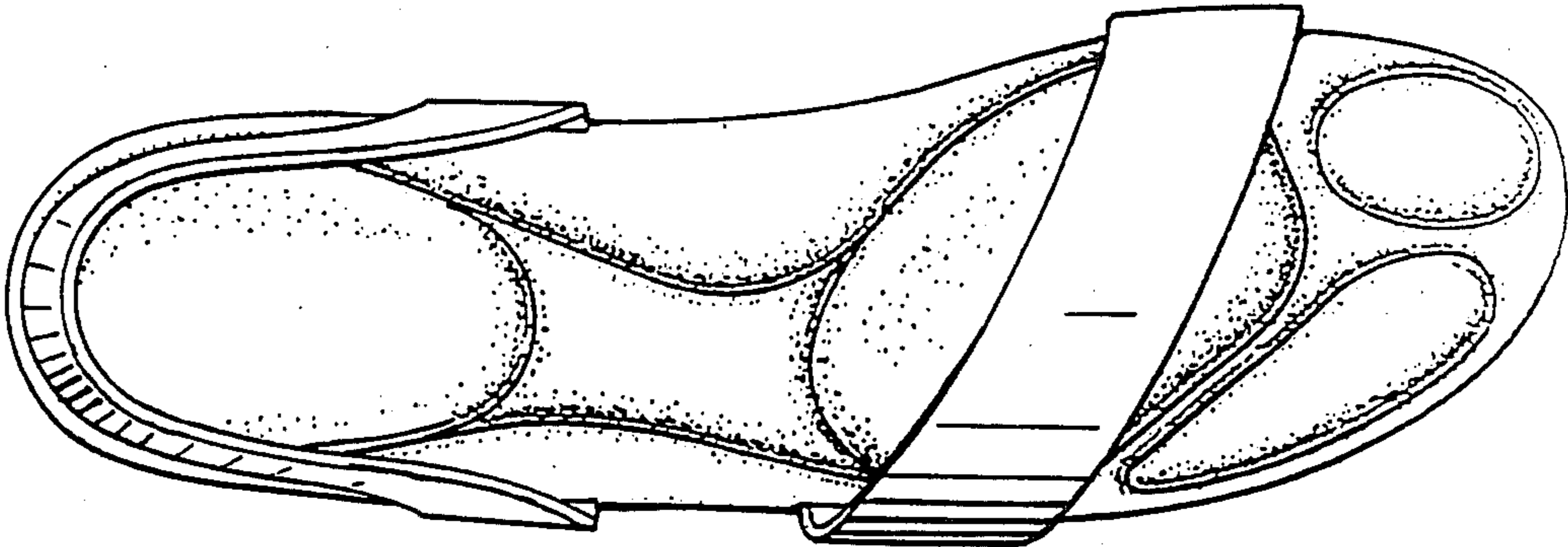


FIGURE 4

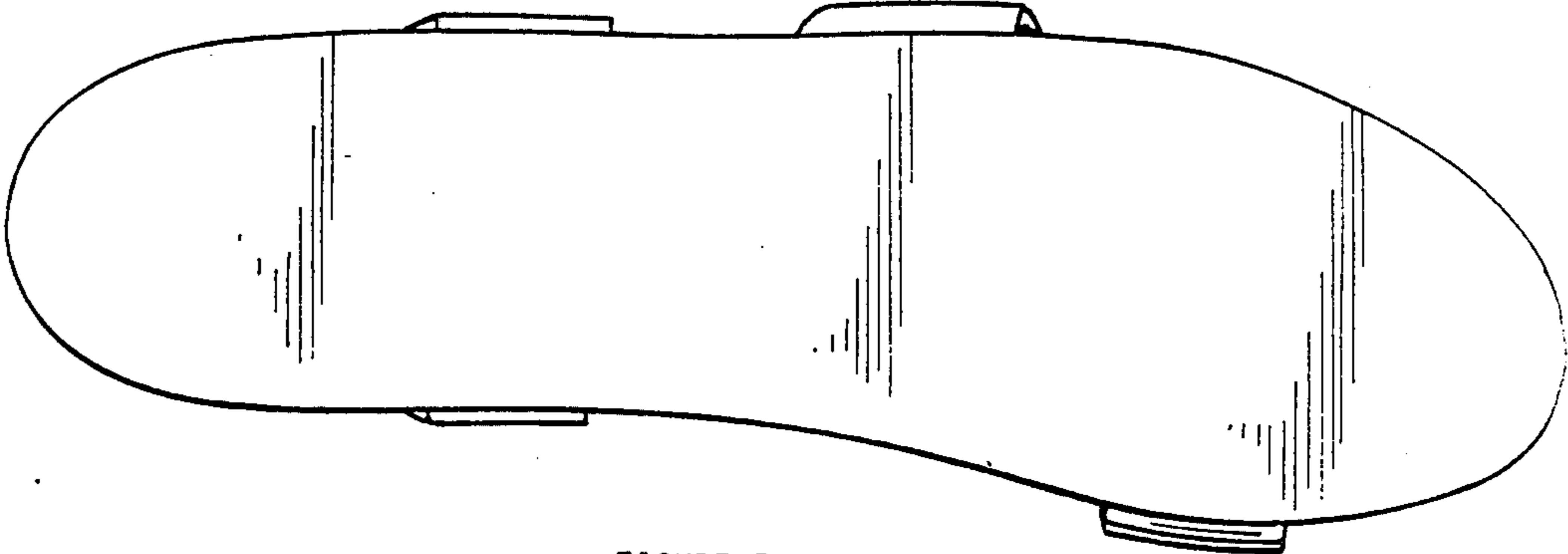


FIGURE 5