

[54] **CASH BOX TRAY**

[75] **Inventor: Clive W. Warwicker, Cookley, Nr. Kidderminster, England**

[73] **Assignee: Helix Limited, Stourbridge, Great Britain**

[**] **Term: 14 Years**

[21] **Appl. No.: 768,464**

[22] **Filed: Aug. 22, 1985**

[30] **Foreign Application Priority Data**

Jul. 11, 1985 [GB] United Kingdom 1027889

[52] **U.S. Cl. D99/34; D7/38; D18/4; D34/46; 206/0.81**

[58] **Field of Search 206/0.81, 0.84, 0.83; D18/4, 3; D7/38, 21; D99/34, 99, 28, 36, 43; D34/45, 46**

[56] **References Cited**

U.S. PATENT DOCUMENTS

D. 19,708 3/1890 Monteith D99/34

D. 247,992	5/1978	Garson	D99/34
D. 248,793	8/1978	Ross	D18/4
225,993	3/1880	Meaker	206/0.83 X
821,350	5/1906	Ferris	206/0.81 X
1,721,588	7/1929	Dinspel	206/0.81 X
2,155,549	4/1939	House	206/0.81 X
2,681,730	6/1954	Carne	206/0.83
4,638,908	1/1987	Baitz et al.	206/0.84 X

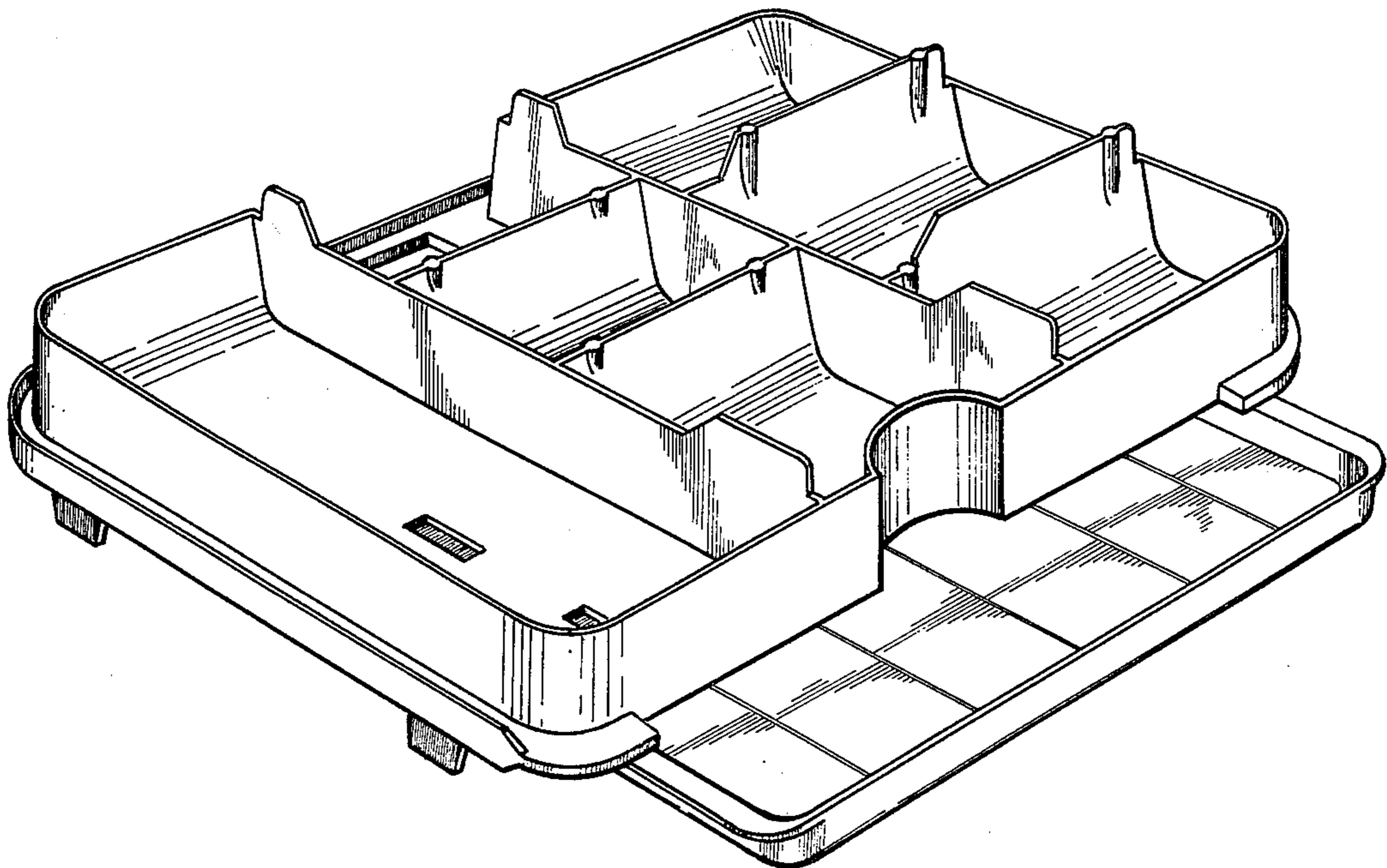
Primary Examiner—Winifred E. Herrmann
Attorney, Agent, or Firm—Becker & Becker, Inc.

[57] **CLAIM**

The ornamental design for a cash box tray, as shown and described.

DESCRIPTION

FIG. 1 is a top, front, and left side perspective view of a cash box tray showing my new design;
FIG. 2 is a top, rear, and right side perspective view thereof with a secondary tray part shown in a partially open condition; and
FIG. 3 is a bottom, front, and right side perspective view thereof with a secondary tray part shown in the closed condition.



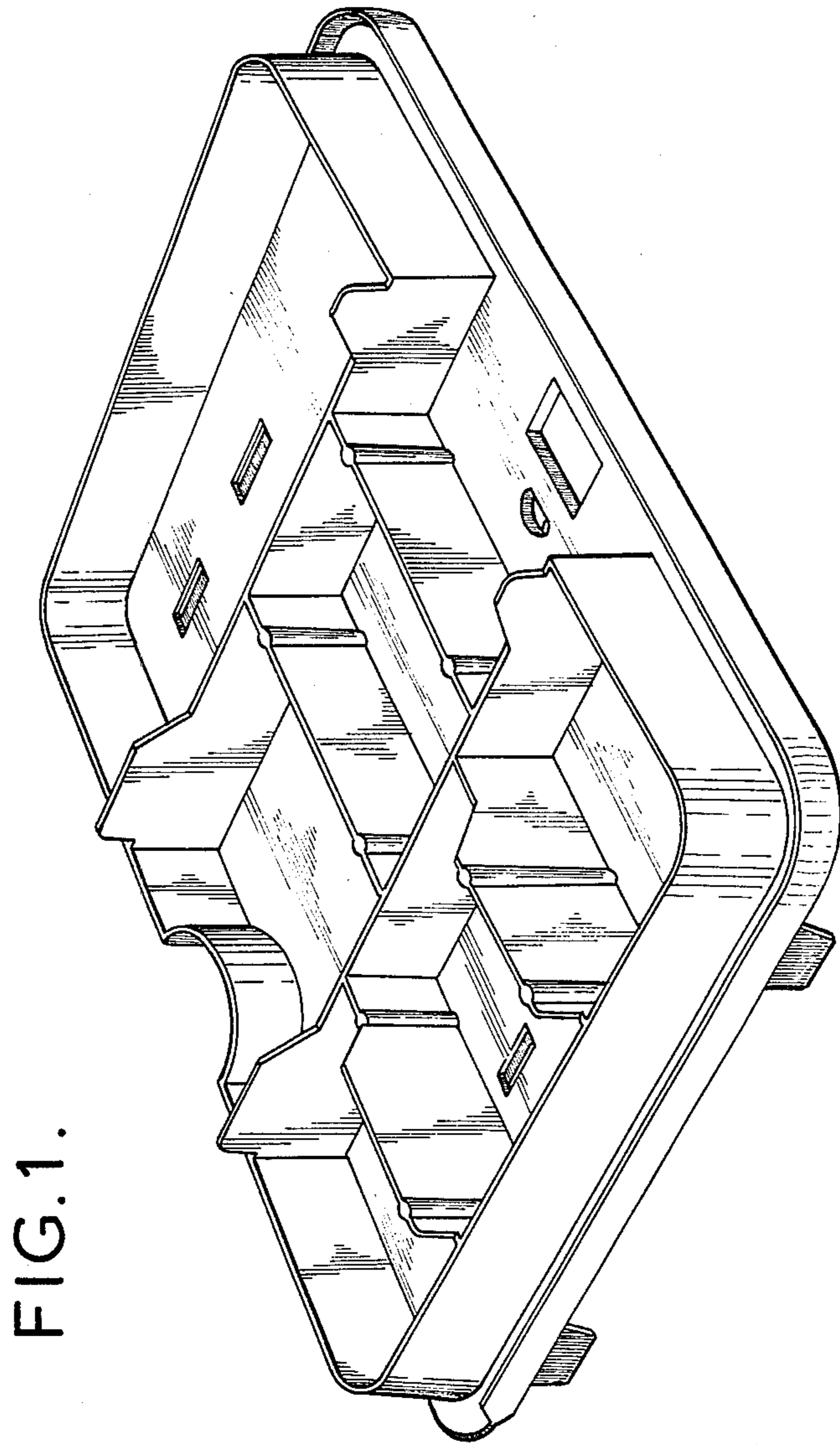


FIG. 1.

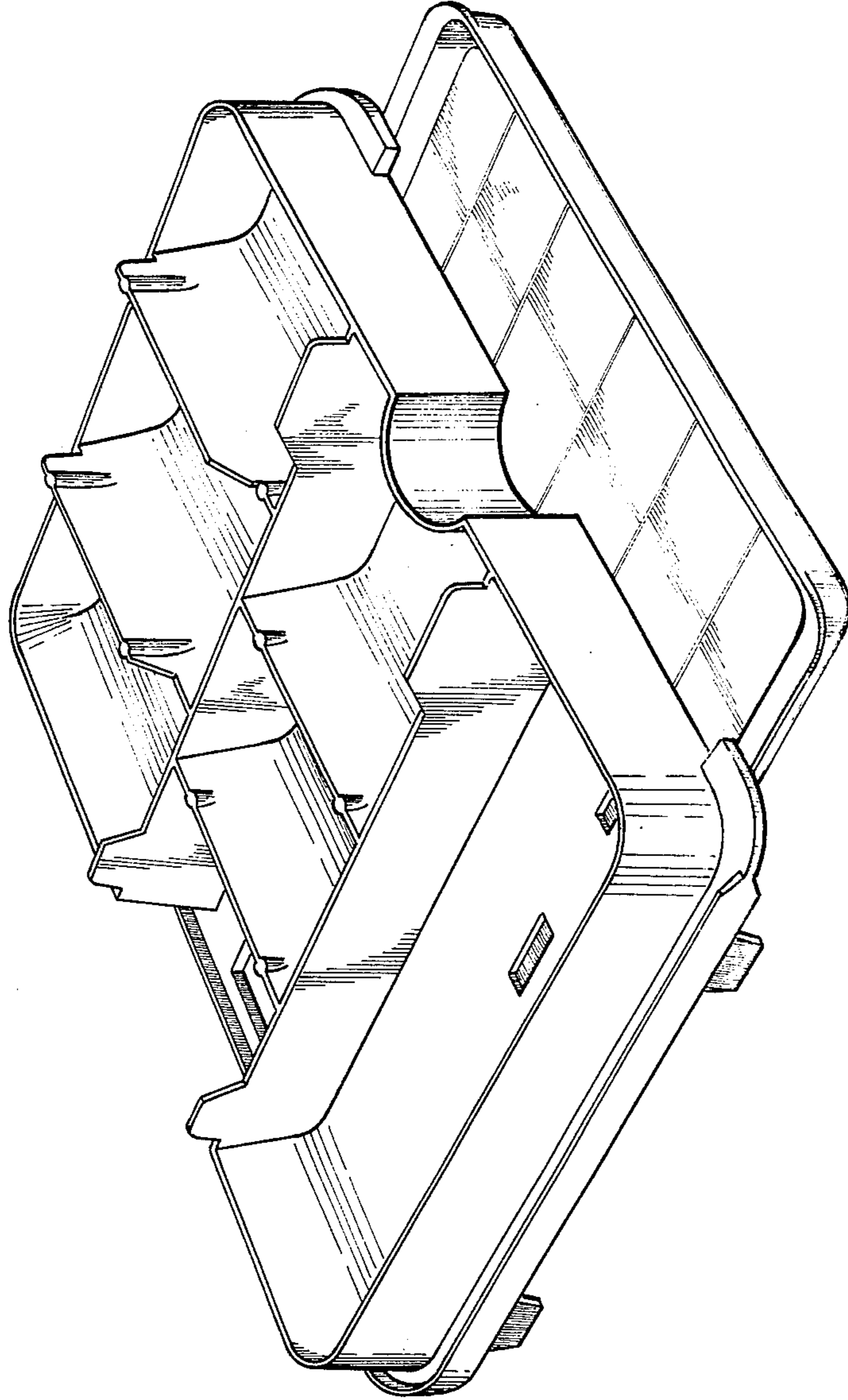


FIG. 2.

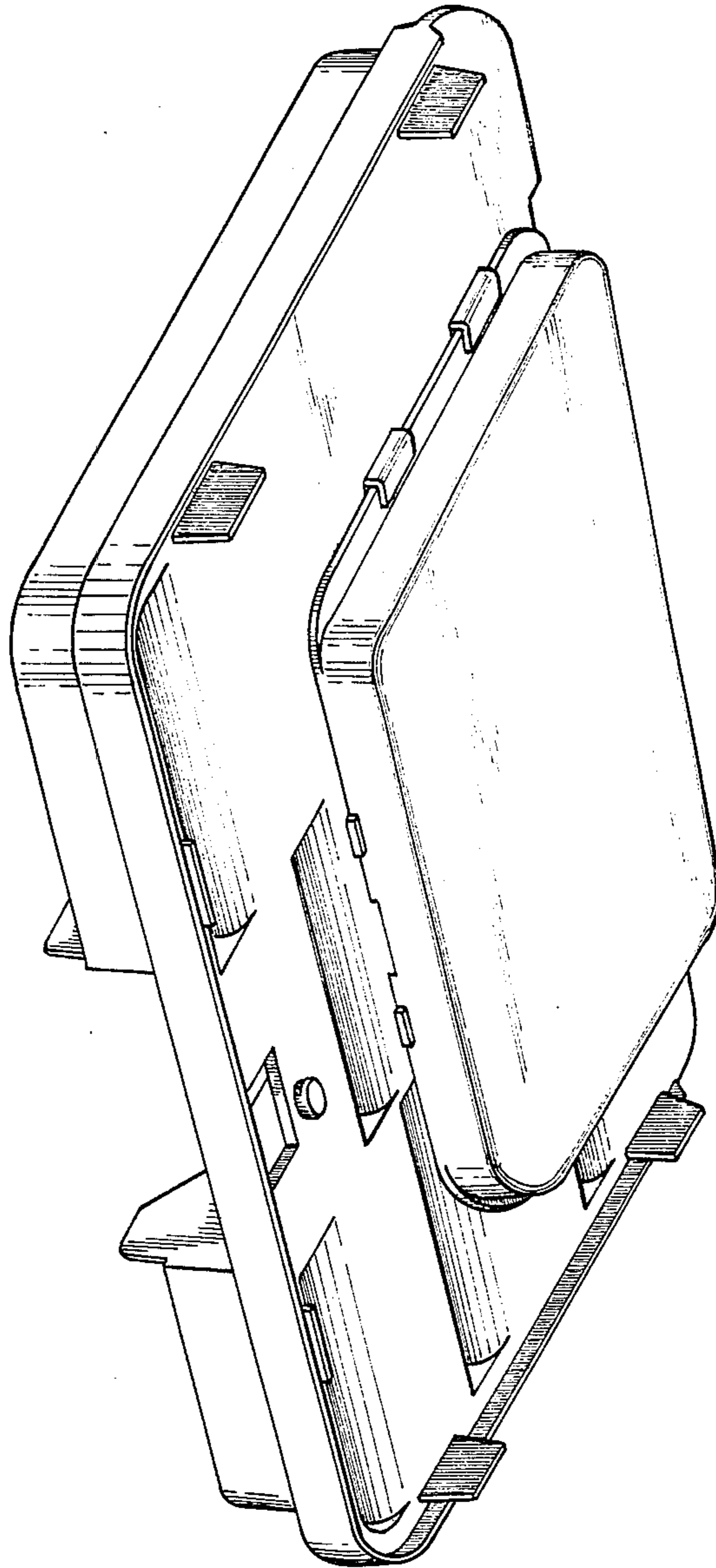


FIG. 3.