

[54] **BIOLOGICAL DIPSTICK**

[75] **Inventor: Franklin A. Heasley, Manalapan, N.J.**

[73] **Assignee: Carter-Wallace, Inc., New York, N.Y.**

[**] **Term: 14 Years**

[21] **Appl. No.: 836,573**

[22] **Filed: Feb. 26, 1986**

[52] **U.S. Cl. D24/17; D24/8; D25/23; D24/29**

[58] **Field of Search D24/17, 8, 23, 29, 99; 422/58, 59, 101, 99; 436/810**

[56] **References Cited**

U.S. PATENT DOCUMENTS

4,123,224	10/1978	Givner et al.	422/59
4,135,884	1/1979	Shen	422/58 X
4,234,316	11/1980	Hevey	422/58 X
4,582,811	4/1986	Pucci et al.	436/810 X

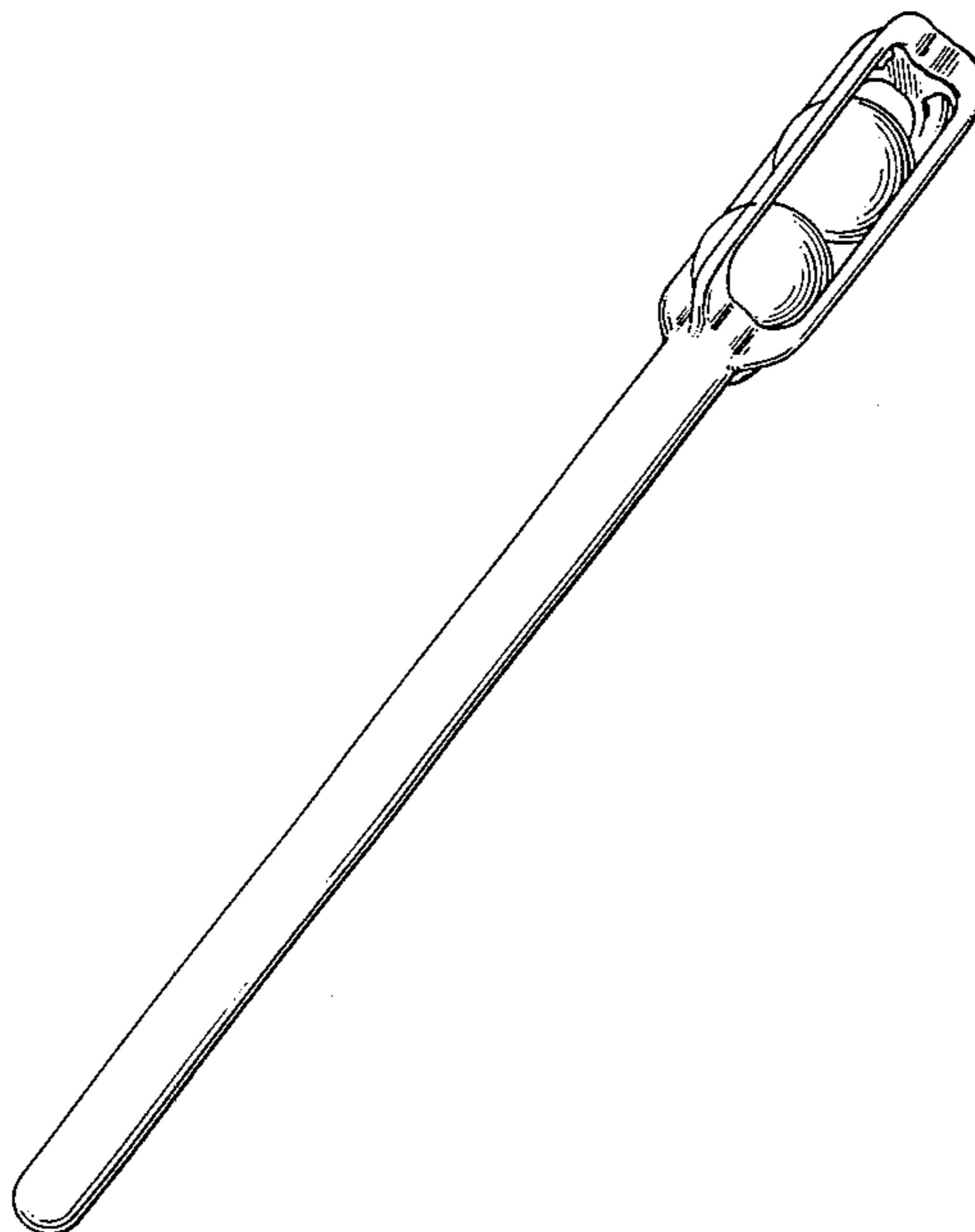
Primary Examiner—Wallace R. Burke
Assistant Examiner—Stella M. Reid
Attorney, Agent, or Firm—Lahive & Cockfield

[57] **CLAIM**

The ornamental design for a biological dipstick, as shown.

DESCRIPTION

FIG. 1 is a perspective view of a biological dipstick showing my new design; FIG. 2 is an end view of the sample collecting end; and, FIG. 3 is an end view of the handle end.



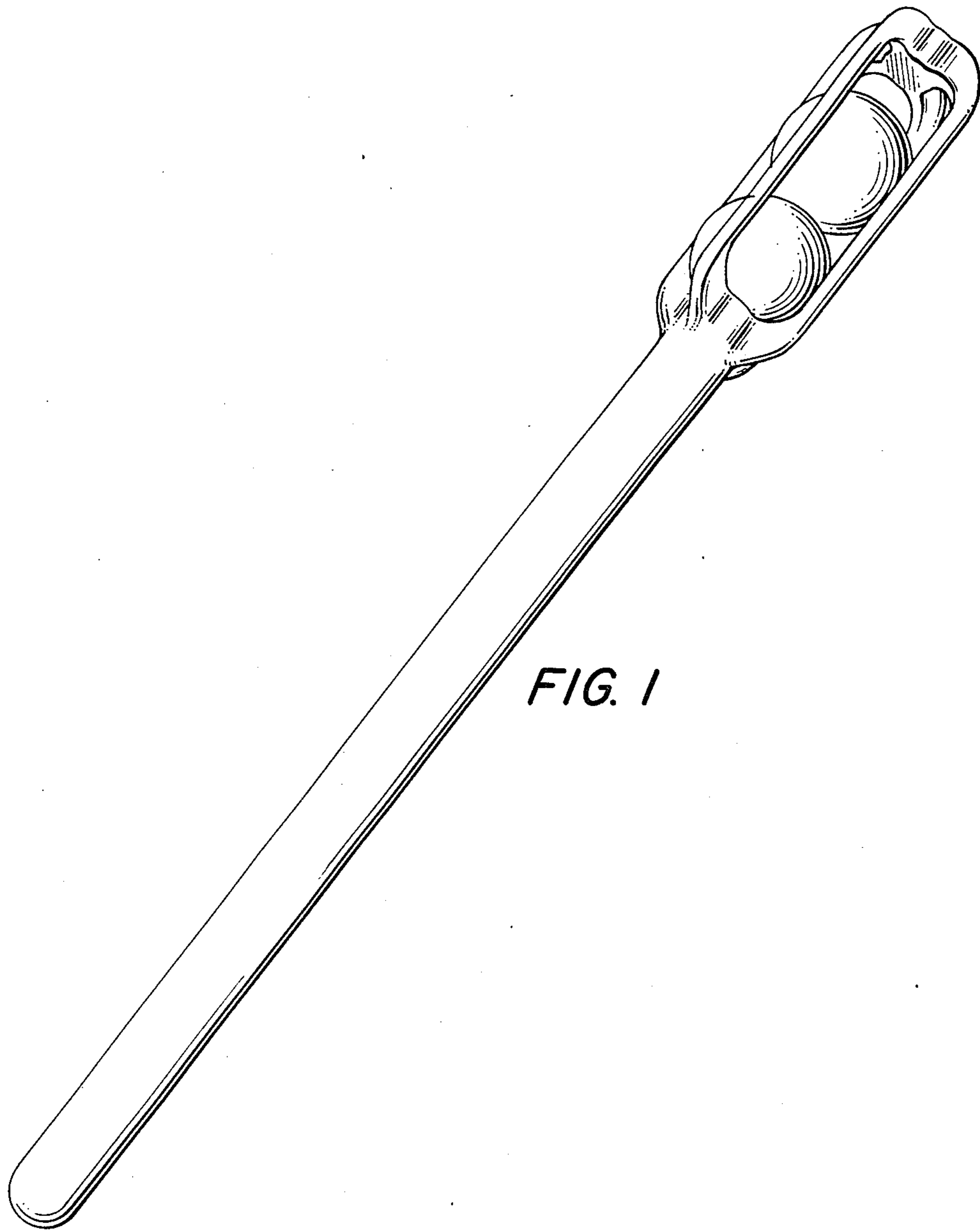


FIG. 1




FIG. 2




FIG. 3