

[54] **RETURN TOP**

2,595,374 5/1952 Studt ..... 446/250  
4,555,235 11/1985 Burroughs ..... 446/243

[76] **Inventor: Eugene K. Holley, 6090 Heritage Way, SE., Mableton, Ga. 30059**

[\*\*] **Term: 14 Years**

[21] **Appl. No.: 747,312**

[22] **Filed: Jun. 21, 1985**

[52] **U.S. Cl. .... D21/99**

[58] **Field of Search ..... 446/255, 261, 247, 243, 446/248, 249, 250; D21/59, 92-99**

[56] **References Cited**

**U.S. PATENT DOCUMENTS**

D. 146,273	1/1947	Weinberger	.....	D21/98
D. 152,970	3/1949	Hirsch	.....	D21/99
D. 197,239	12/1963	Nelligan	.....	D21/99
633,610	10/1905	Liebreich	.....	446/250
1,571,901	2/1926	Monson	.	
1,872,203	8/1932	Wily	.....	446/262

**OTHER PUBLICATIONS**

Handbook of Designs & Devices, Hornung, ©1959, p. 152, Design #1361.

Handbook of Designs & Devices, Hornung, ©1959, p. 152, Design #1362.

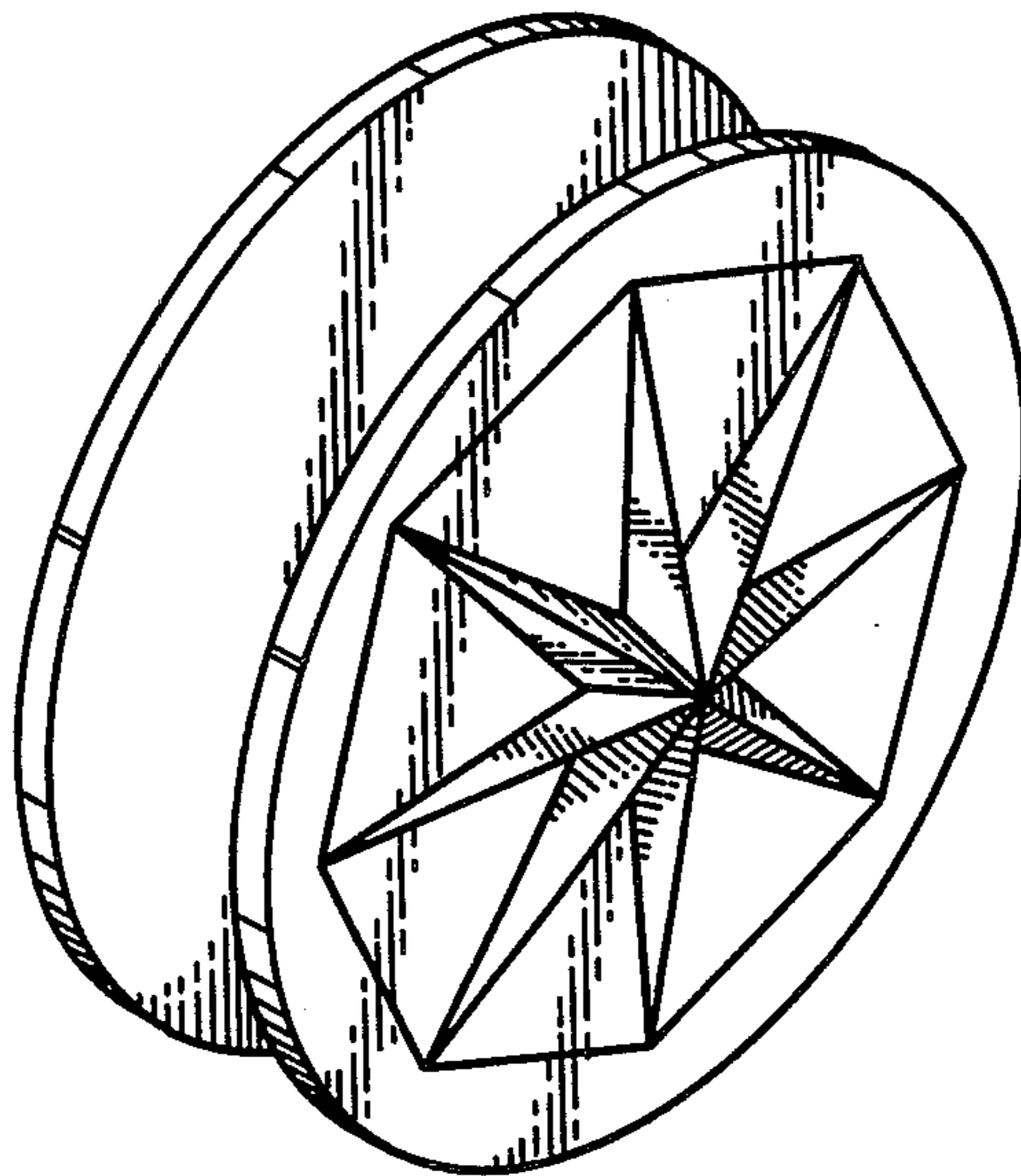
*Primary Examiner*—Charles A. Rademaker  
*Attorney, Agent, or Firm*—W. C. Tupman

[57] **CLAIM**

The ornamental design for a return top, substantially as shown and described.

**DESCRIPTION**

FIG. 1 is a perspective view of a return top showing my new design;  
FIG. 2 is an end elevational view thereof; and  
FIG. 3 is a side elevational view thereof, the other side being a mirror image thereof.



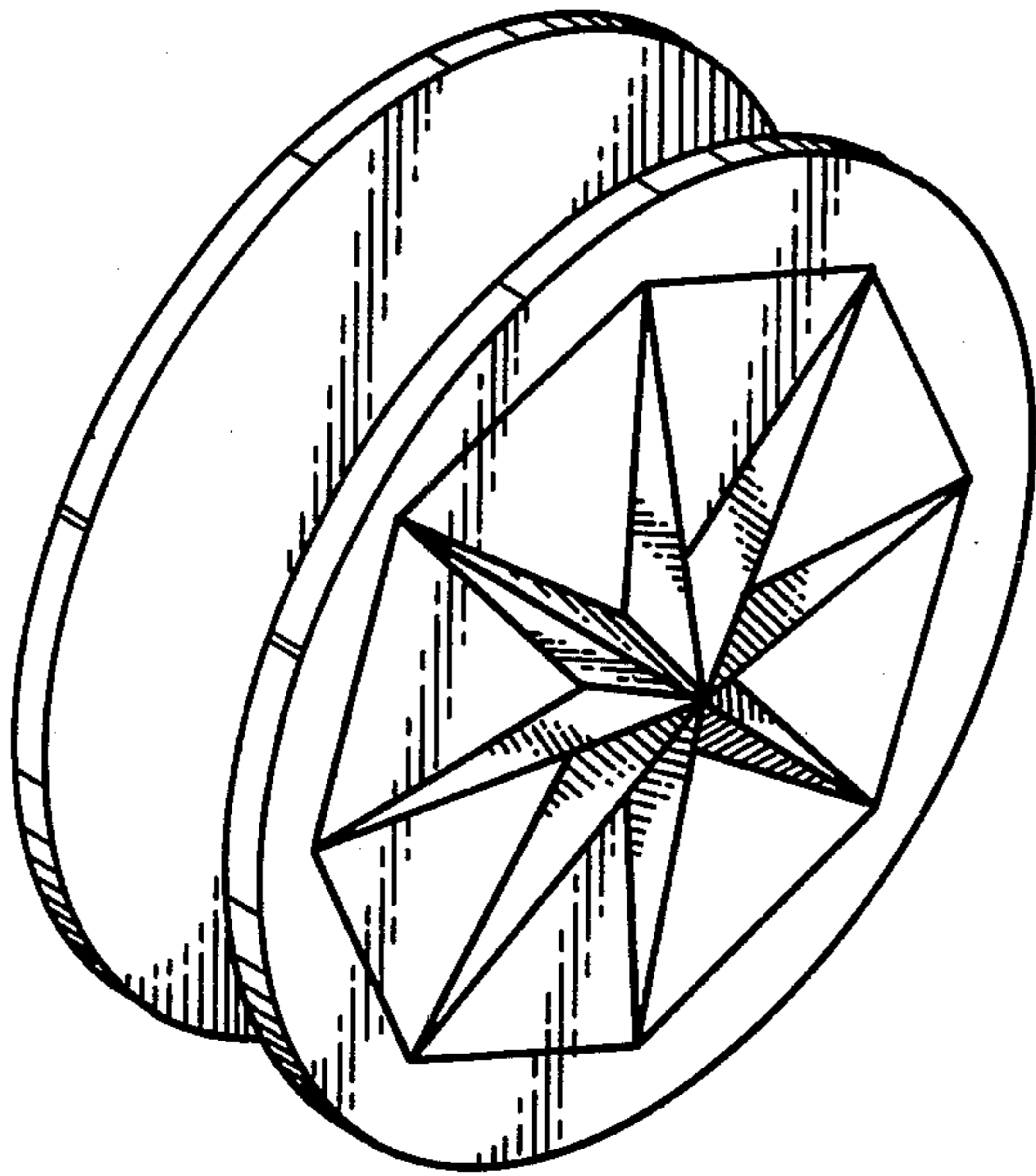


Fig. 1

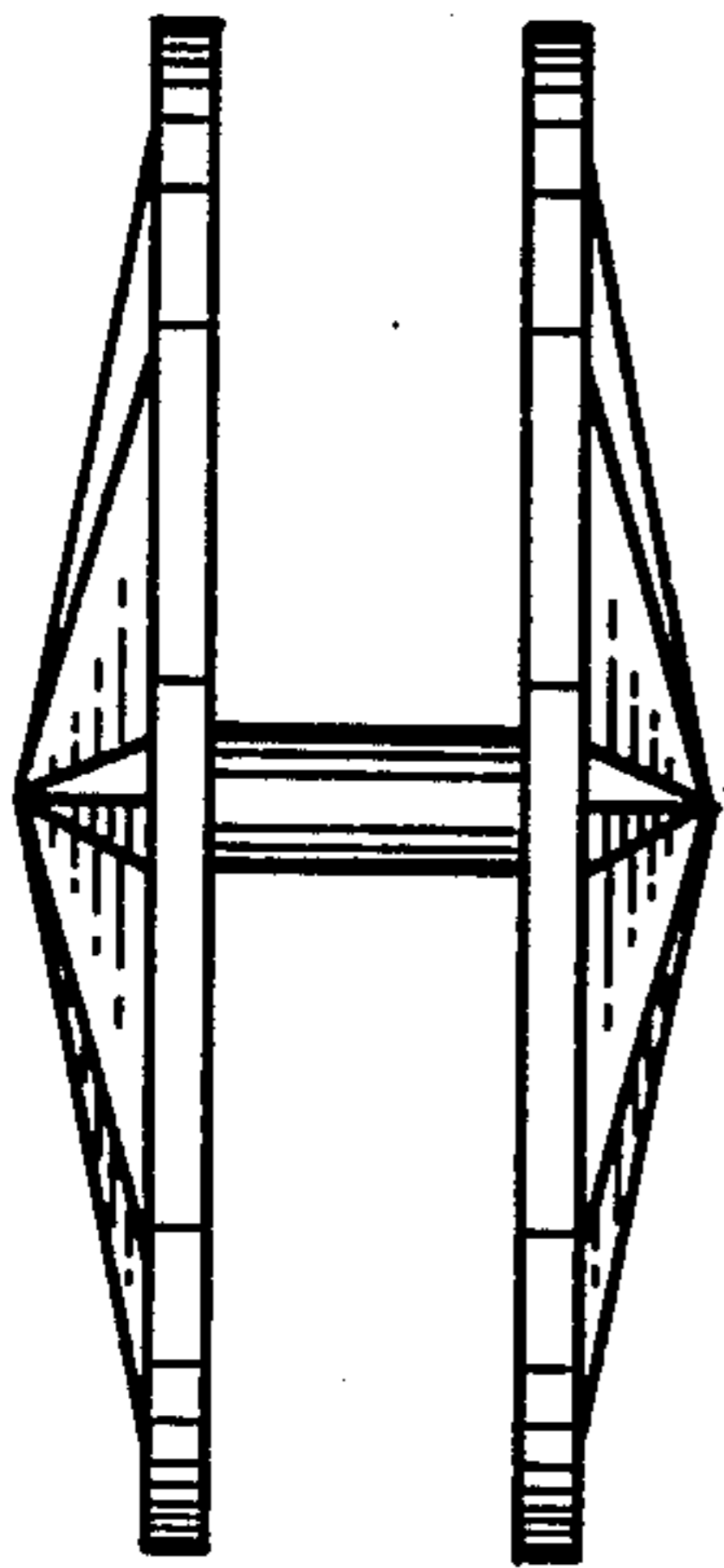


Fig. 2




Fig. 3