

United States Patent [19]

Bauwens

[11] Patent Number: **Des. 296,869**

[45] Date of Patent: **** Jul. 26, 1988**

[54] **LIQUID DISPENSING CONTAINER**

[75] Inventor: **Joseph A. Bauwens, Danville, Calif.**

[73] Assignee: **Dey Laboratories, Inc., Napa, Calif.**

[**] Term: **14 Years**

[21] Appl. No.: **777,199**

[22] Filed: **Sep. 18, 1985**

[52] U.S. Cl. **D9/302**

[58] Field of Search **D9/302, 368, 305, 306, D9/416; D24/34, 56, 58, 63, 99; D28/7; 383/42; 220/265; 206/277, 601, 610, 634**

[56] **References Cited**

U.S. PATENT DOCUMENTS

D. 210,272 2/1968 Arcudi D9/416
D. 249,958 10/1978 Meierhoefer D24/56
D. 255,492 6/1980 Meierhoefer D24/63 X

D. 259,213 5/1981 Pagels D24/56 X
D. 260,178 8/1981 Pagels D24/63
D. 262,942 2/1982 Di Pisa, Sr. D24/63 X
D. 269,706 7/1983 Green D24/58

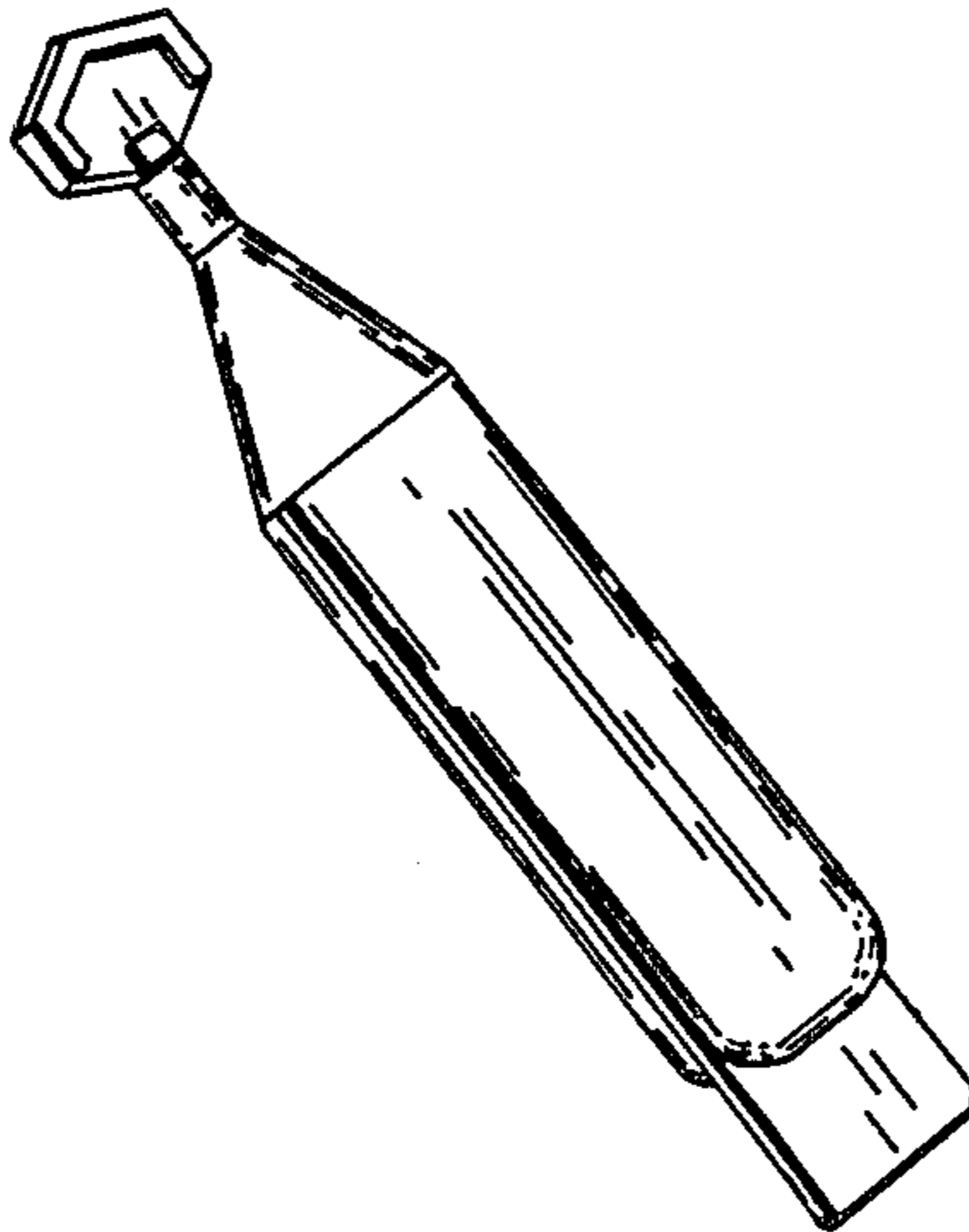
Primary Examiner—Robert C. Spangler
Attorney, Agent, or Firm—Flehr, Hohbach, Test,
Albritton & Herbert

[57] **CLAIM**

The ornamental design for a liquid dispensing container, as shown.

DESCRIPTION

FIG. 1 is a perspective view of a liquid dispensing container showing my new design;
FIG. 2 is a front elevational view;
FIG. 3 is a side elevational view;
FIG. 4 is a top plan view; and
FIG. 5 is a bottom plan view thereof.



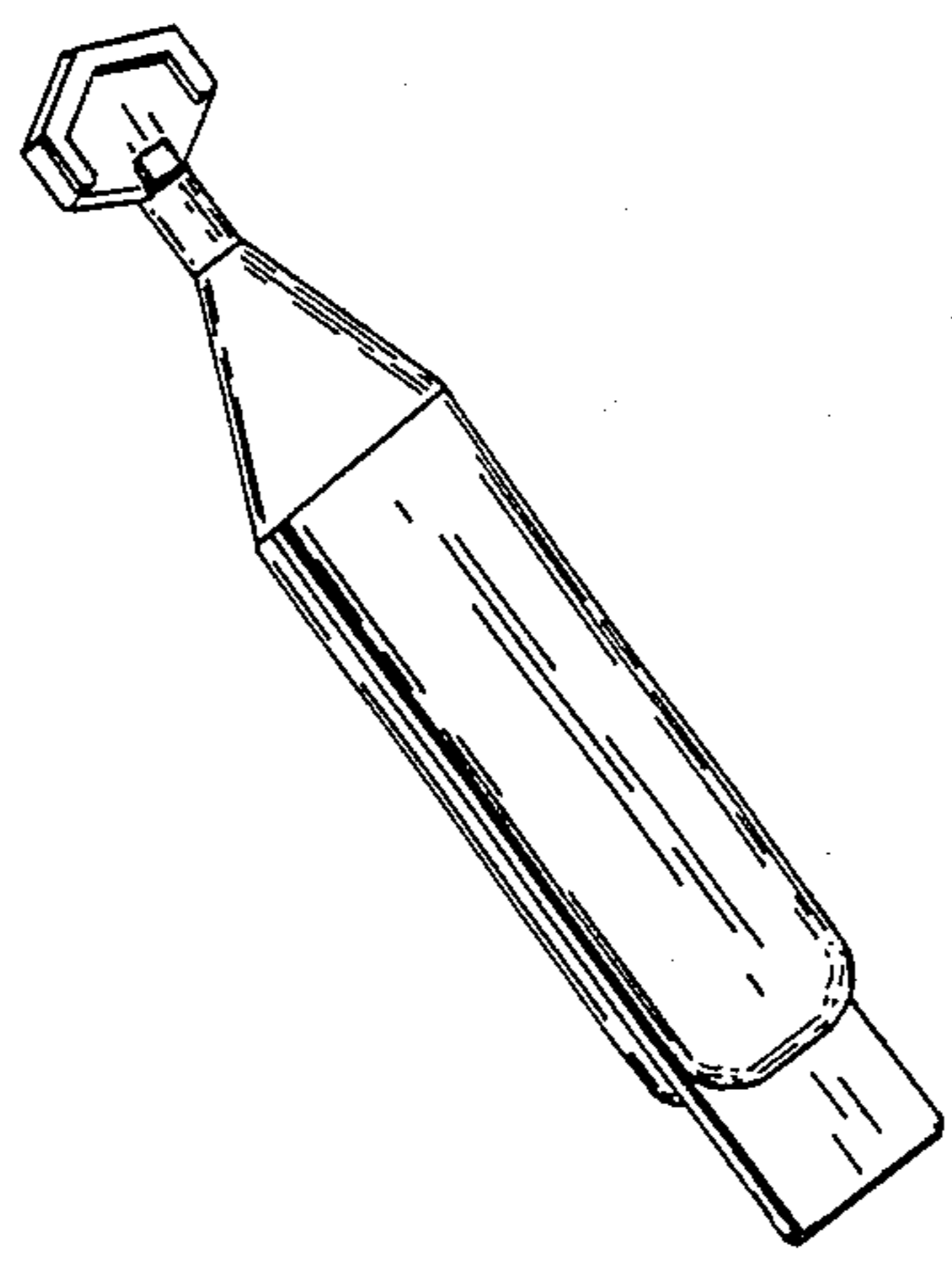


FIG.—1

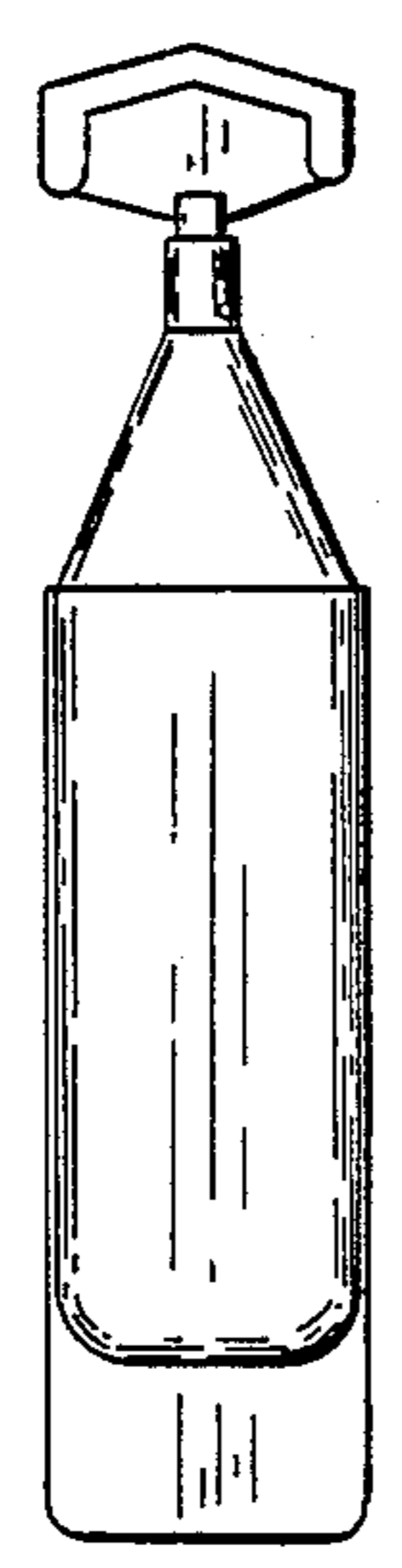


FIG.—2



FIG.—3

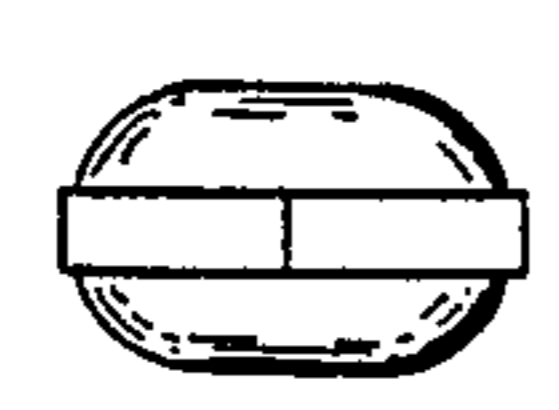


FIG.—4



FIG.—5