

[54] GARMENT HANGER

[76] Inventor: Jerry Kawalek, 157 Merizzi,  
St-Laurent, Quebec, Canada, H4T  
1Y3  
[\*\*] Term: 14 Years  
[21] Appl. No.: 945,332  
[22] Filed: Dec. 22, 1986  
[52] U.S. Cl. .... D6/326  
[58] Field of Search ..... D6/315-319,  
D6/326-328; 211/113; 223/85, 91, 95, 96

[56] References Cited  
U.S. PATENT DOCUMENTS  
D. 191,824 11/1961 Dollins ..... D6/326  
D. 271,552 11/1983 Samuels ..... D6/319  
D. 281,552 12/1985 Zuckerman et al. .... D6/318  
3,502,251 3/1970 Hart ..... 223/96  
3,744,685 7/1973 Hart ..... 223/96  
4,209,879 7/1980 Paajanen ..... 223/96

Primary Examiner—B. J. Bullock  
Attorney, Agent, or Firm—Jean H. Dubuc

[57] CLAIM

The ornamental design for a garment hanger, substan-  
tially as shown and described.

DESCRIPTION

FIG. 1 is a front elevational view of a garment hanger  
showing my new design;  
FIG. 2 is a top plan view thereof;  
FIG. 3 is a side elevational view as seen from the left of  
FIG. 1;  
FIG. 4 is a side elevational view as seen from the right  
of FIG. 1;  
FIG. 5 is a bottom, plan view thereof;  
FIG. 6 is a rear elevational view thereof;  
FIG. 7 is an enlarged sectional view taken in the direc-  
tion of the arrows on line 7—7 of FIG. 1;  
FIG. 8 is an enlarged sectional view taken in the direc-  
tion of the arrows on line 8—8 of FIG. 1.

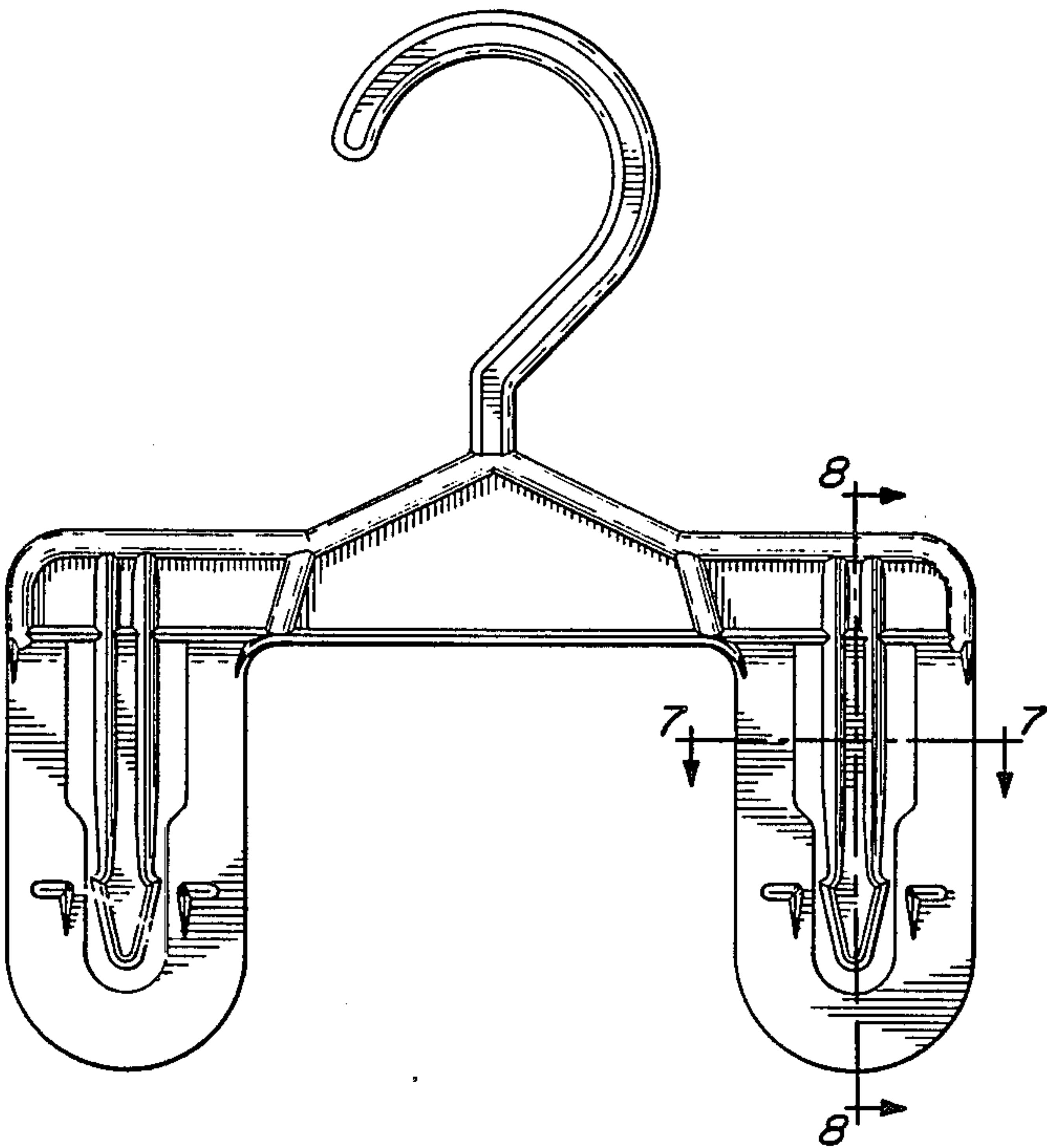


FIG. 2




FIG. 3



FIG. 4

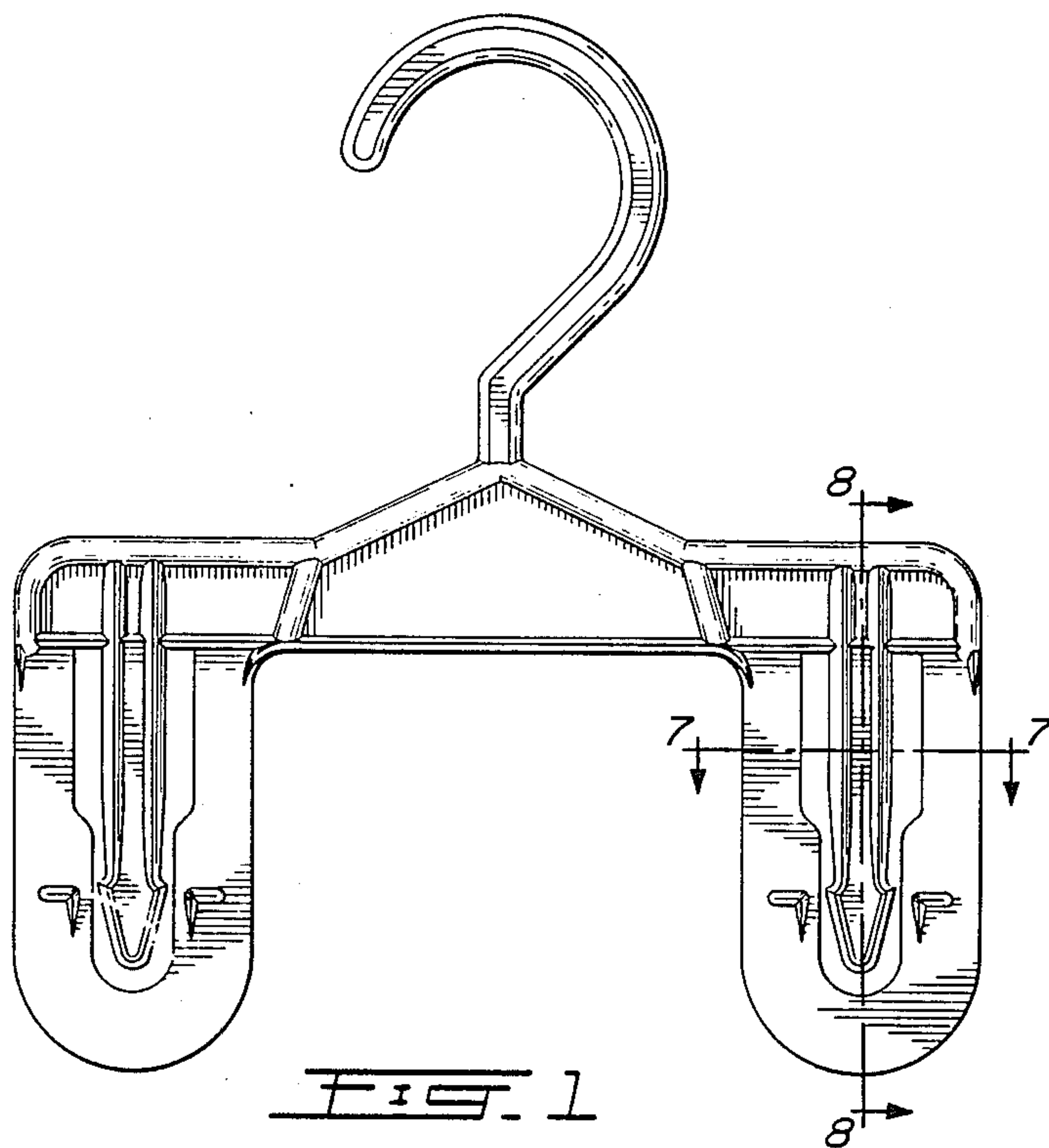


FIG. 1




FIG. 5

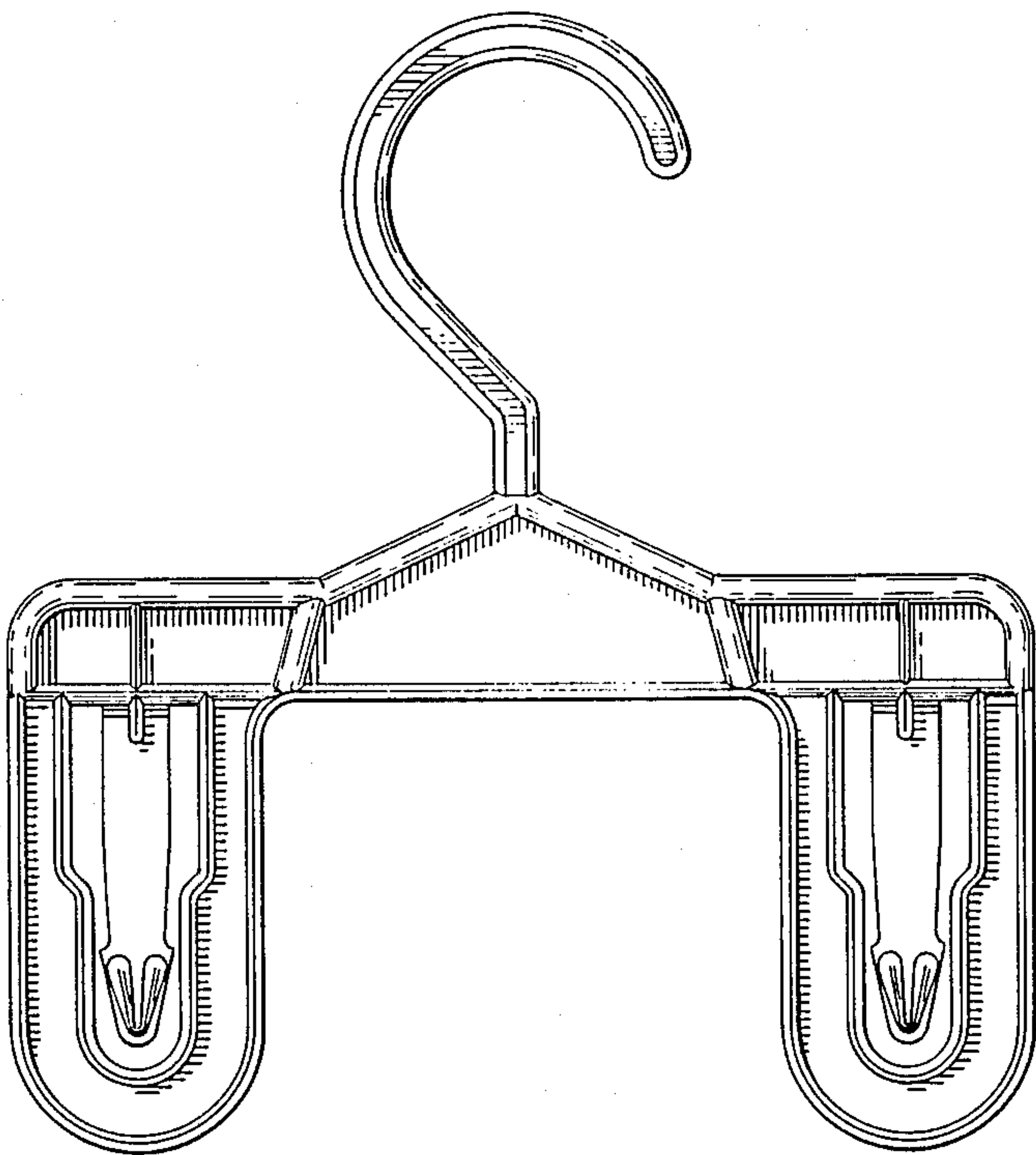


FIG. 6



FIG. 7



FIG. 8