

[54] **ROBE HOOK**
 [75] **Inventors: Roger H. Ramsey, Copley; Mitchell L. Wilgus, Akron, both of Ohio**
 [73] **Assignee: Stanadyne, Inc., Windsor, Conn.**
 [**] **Term: 14 Years**
 [21] **Appl. No.: 3,306**
 [22] **Filed: Jan. 13, 1987**
 [52] **U.S. Cl. D6/323; D8/367**
 [58] **Field of Search D8/354, 367, 370, 373, D8/372, 368; D6/323; 248/65, 74.1, 339, 304, 205.3, 407**

2,752,992 7/1956 D'Azzo 248/304
 2,765,998 10/1956 Engent 248/467
 2,814,861 12/1957 O'Connell 248/339
 3,300,164 1/1967 Welles 248/304
 4,658,967 4/1987 Wang D6/323

FOREIGN PATENT DOCUMENTS

19179 of 1907 United Kingdom 248/304

Primary Examiner—Horace B. Fay
Attorney, Agent, or Firm—Kinzer, Plyer, Dorn, McEachran & Jambor

[56] **References Cited**

U.S. PATENT DOCUMENTS

27,608 8/1897 Clark D8/367
 35,269 11/1901 Chidester D8/367
 D. 49,921 11/1916 Dow D6/323
 D. 121,897 8/1940 Hager D8/367
 D. 204,875 5/1966 Mohr D6/323
 D. 263,021 2/1982 Siegfried D8/373

[57] **CLAIM**

The ornamental design for a robe hook, as shown and described.

DESCRIPTION

FIG. 1 is a front elevational view of a robe hook showing our new design;
FIGS. 2 and 3 are respectively left and right side elevational views thereof; and
FIGS. 4 and 5 are respectively top and bottom plan views thereof.





FIG. 1.

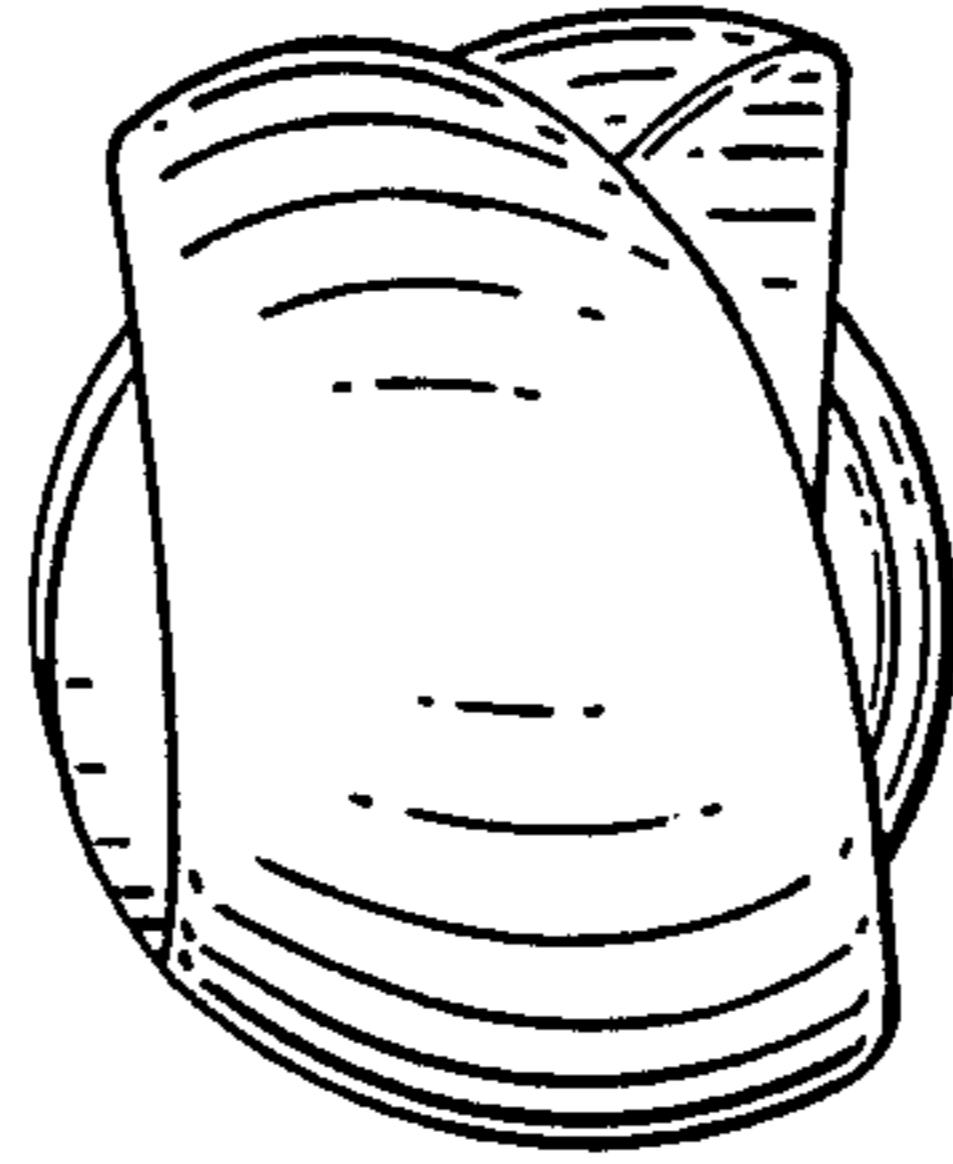


FIG. 2.

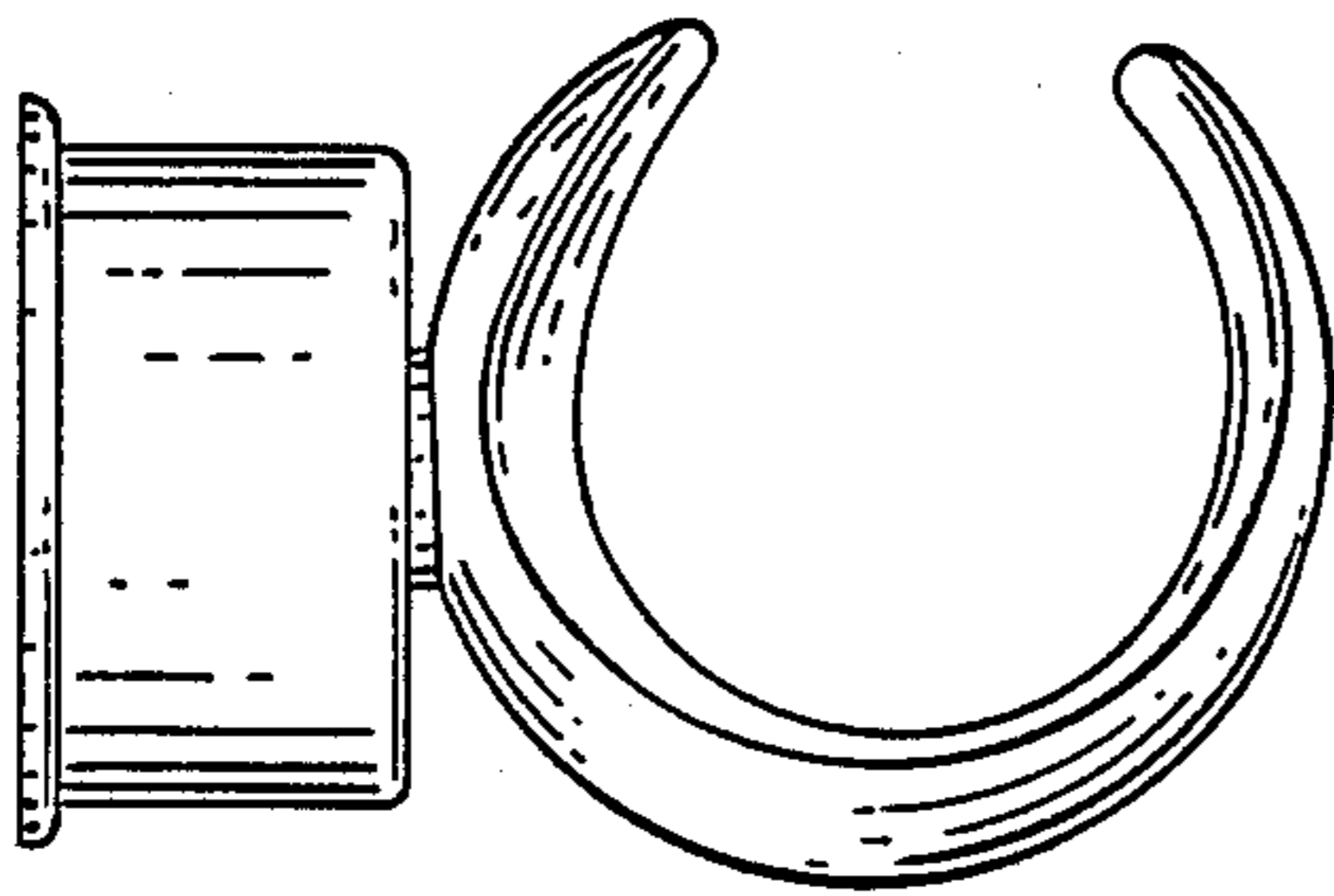


FIG. 3.


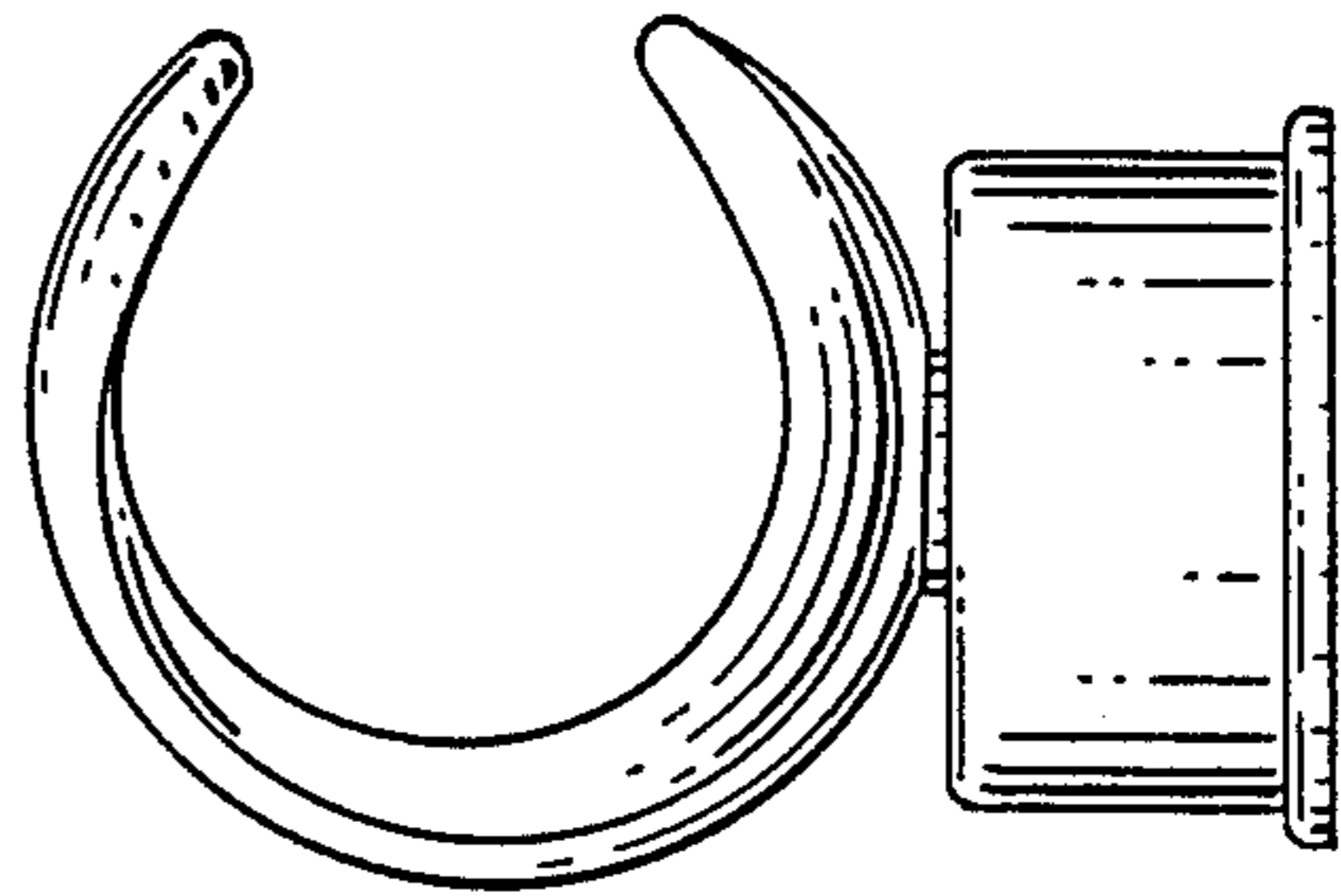


FIG. 4.




FIG. 5.