

United States Patent [19]

Bach et al.

[11] Patent Number: Des. 296,804

[45] Date of Patent: ** Jul. 19, 1988

[54] RAIL ELEMENT FOR A TOY RAILWAY SYSTEM

[75] Inventors: Erik Bach; Kaj Mikkelsen, both of Billund, Denmark

[73] Assignee: Interlego A.G., Baar, Switzerland

[**] Term: 14 Years

[21] Appl. No.: 935,696

[22] Filed: Nov. 26, 1986

[52] U.S. Cl. D21/143

[58] Field of Search D21/59, 108, 143, 141; 446/85, 96, 111, 114, 115, 116, 119, 435, 445, 446, 429, 447, 228; 104/1 R, DIG. 1

[56] **References Cited**

U.S. PATENT DOCUMENTS

- D. 195,679 7/1963 Genin et al. D21/143
D. 250,056 1/1977 Heim D21/143

- D. 258,830 4/1981 Sigg D21/108
D. 281,002 10/1985 Olsen D21/143
3,701,216 10/1972 Smith 446/429

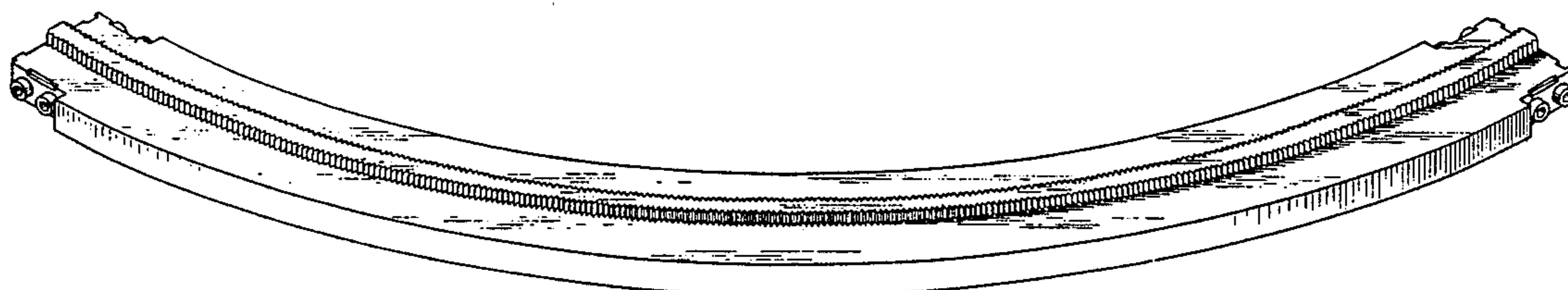
Primary Examiner—Charles A. Rademaker
Attorney, Agent, or Firm—Kane, Dalsimer, Sullivan, Kurucz, Levy, Eisele and Richard

[57] **CLAIM**

The ornamental design for a rail element for a toy railway system, as shown and described.

DESCRIPTION

FIG. 1 is a top perspective view of a rail element for a toy railway system showing our new design, FIG. 2 is a bottom perspective view thereof, FIG. 3 is a rear elevational view thereof, FIG. 4 is a front elevational view thereof, FIG. 5 is a top plan view thereof, FIG. 6 is a bottom view thereof, FIG. 7 is a right side elevational view thereof, and FIG. 8 is a left side elevational view thereof.



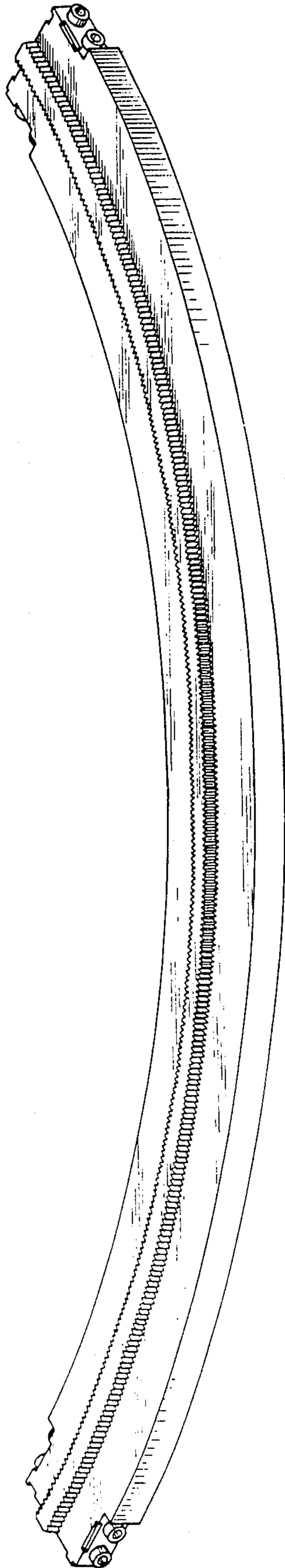


Fig.1

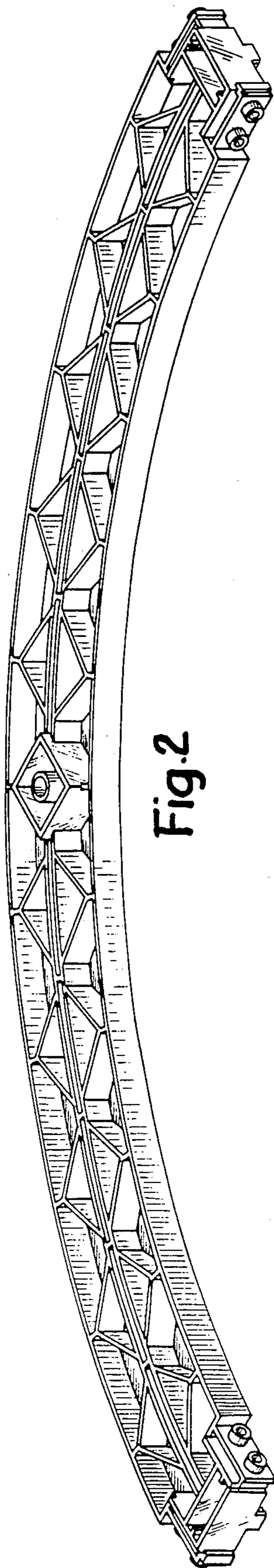


Fig. 2

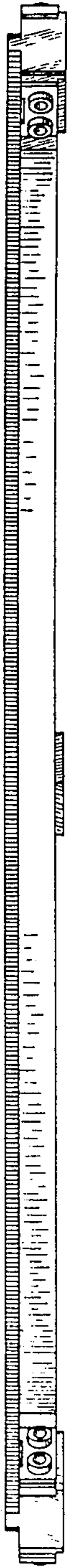


Fig. 3



Fig. 4

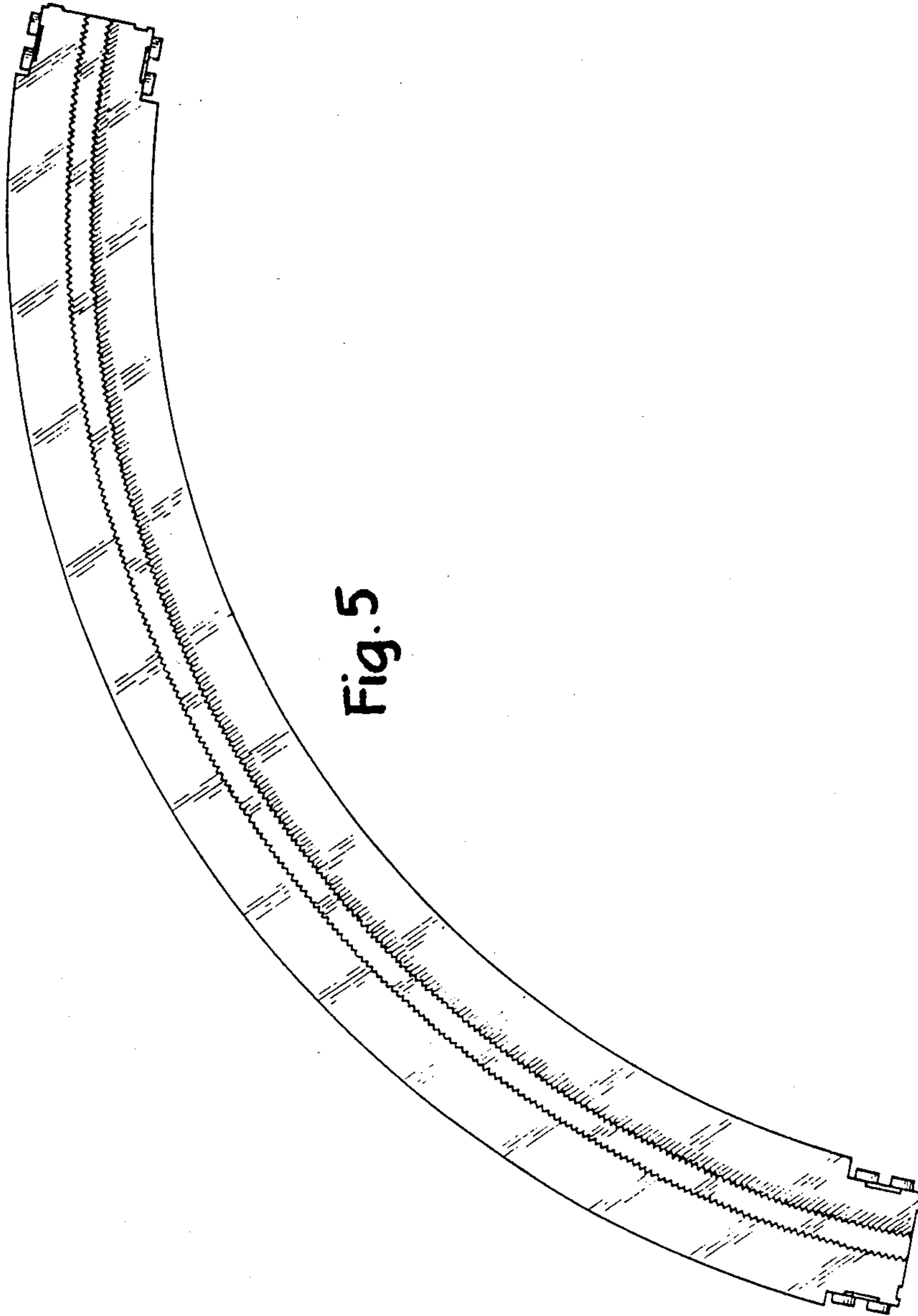


Fig. 5

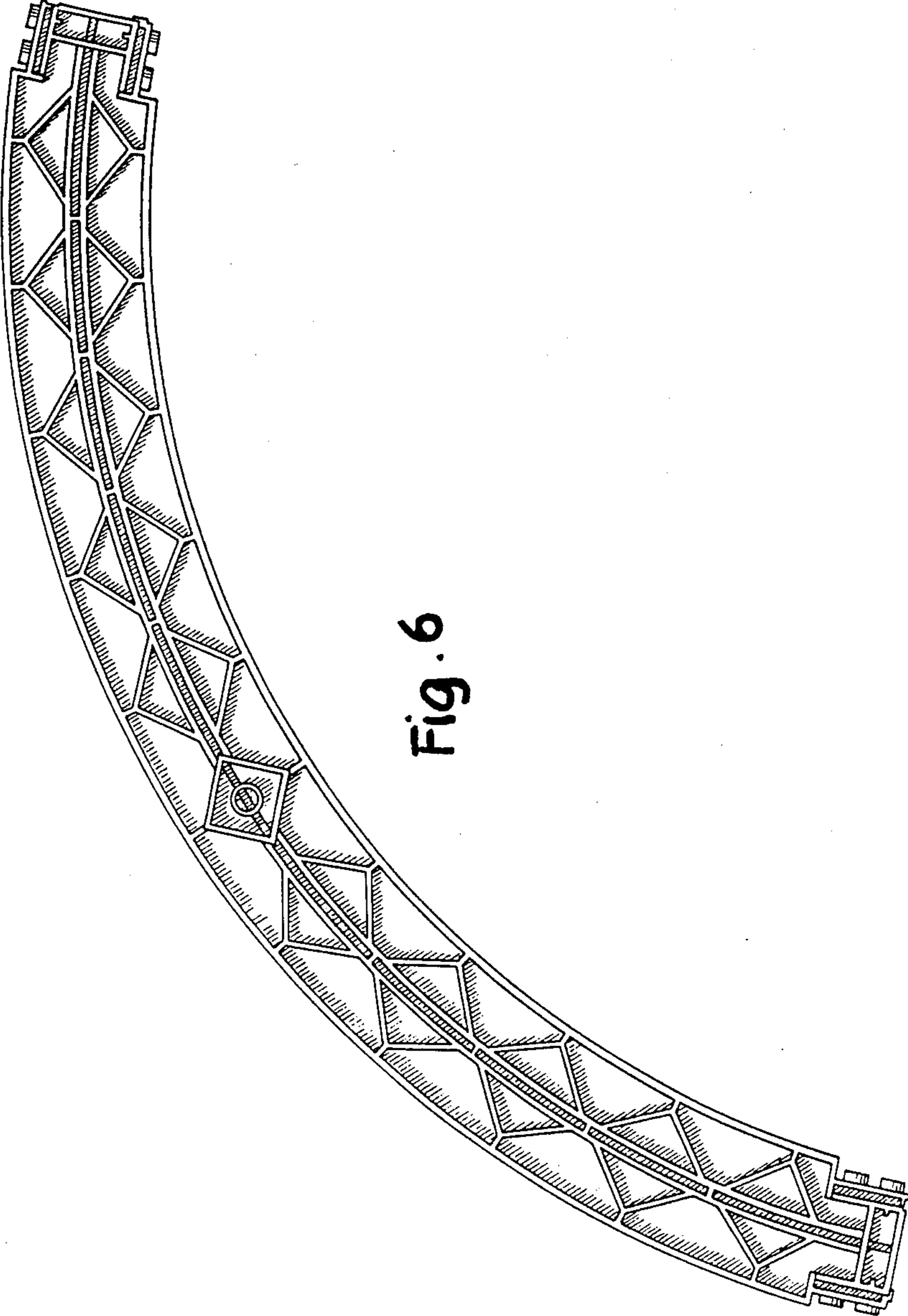


Fig. 6

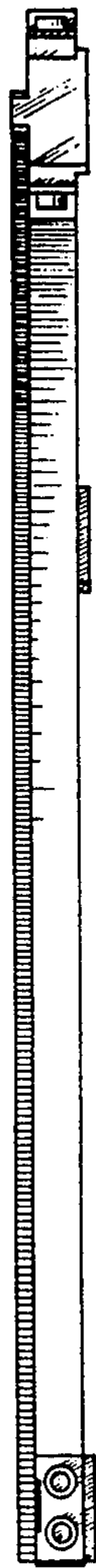


Fig. 8

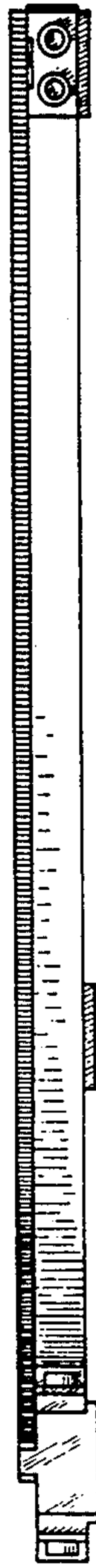


Fig. 7