

# United States Patent [19]

Hidaka et al.

[11] Patent Number: **Des. 296,787**

[45] Date of Patent: **\*\* Jul. 19, 1988**

[54] **FONT CARTRIDGE FOR COMPUTER OUTPUT PRINTERS**

[75] Inventors: **Hiroshi Hidaka; Kenzo Mio; Yukio Terauchi**, all of Tokyo, Japan

[73] Assignee: **NEC Corporation**, Tokyo, Japan

[\*\*] Term: **14 Years**

[21] Appl. No.: **862,899**

[22] Filed: **May 13, 1986**

[30] **Foreign Application Priority Data**

Nov. 14, 1985 [JP] Japan ..... 60-47777

[52] U.S. Cl. .... **D14/114; D18/12**

[58] Field of Search ..... **D14/100, 107, 114, 11; D13/40, 41; 361/390-395, 399; 174/52 R; 400/692; D18/12, 22**

[56] **References Cited**

**U.S. PATENT DOCUMENTS**

D. 266,514 10/1982 Fernald, Jr. .... D14/114

D. 285,307 8/1986 Clarke ..... D14/114  
D. 285,312 8/1986 Jennings et al. .... D14/114 X  
D. 286,162 10/1986 Nibley et al. .... D14/11 X  
D. 289,765 5/1987 Eto et al. .... D14/114  
4,388,010 6/1983 Mott et al. .... 400/692

*Primary Examiner*—Susan J. Lucas  
*Attorney, Agent, or Firm*—Sughrue, Mion, Zinn, Macpeak, and Seas

[57] **CLAIM**

The ornamental design for a font cartridge for computer output printers, as shown and described.

**DESCRIPTION**

FIG. 1 is a top plan view of a front cartridge for computer output printers showing our new design; FIG. 2 is a front elevational view thereof; FIG. 3 is a rear elevational view thereof; FIG. 4 is a bottom plan view thereof; FIG. 5 is a left side elevational view thereof, the right side being a mirror image thereof; and FIG. 6 is a front, top and right side perspective view thereof.

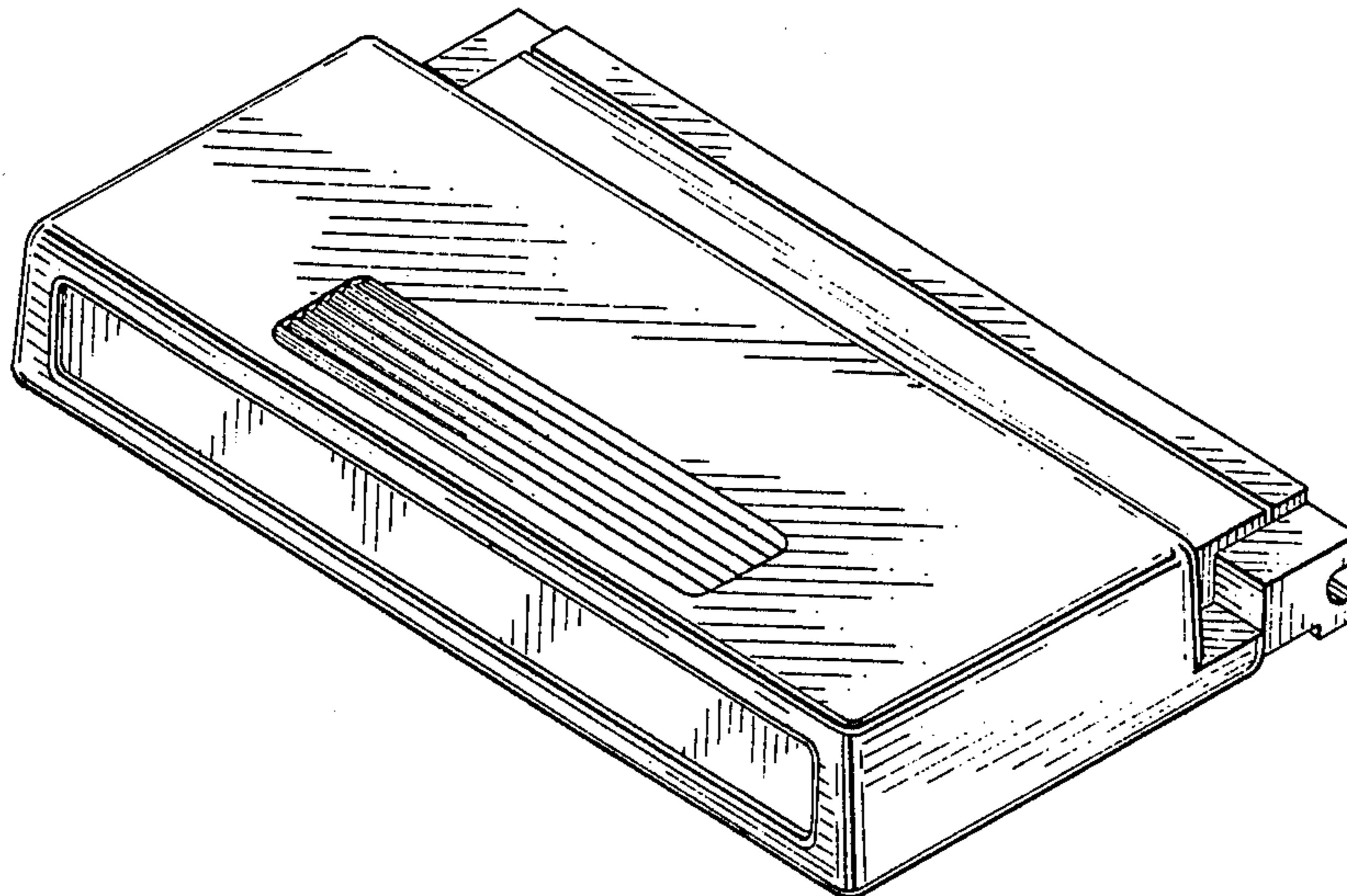


FIG. 1

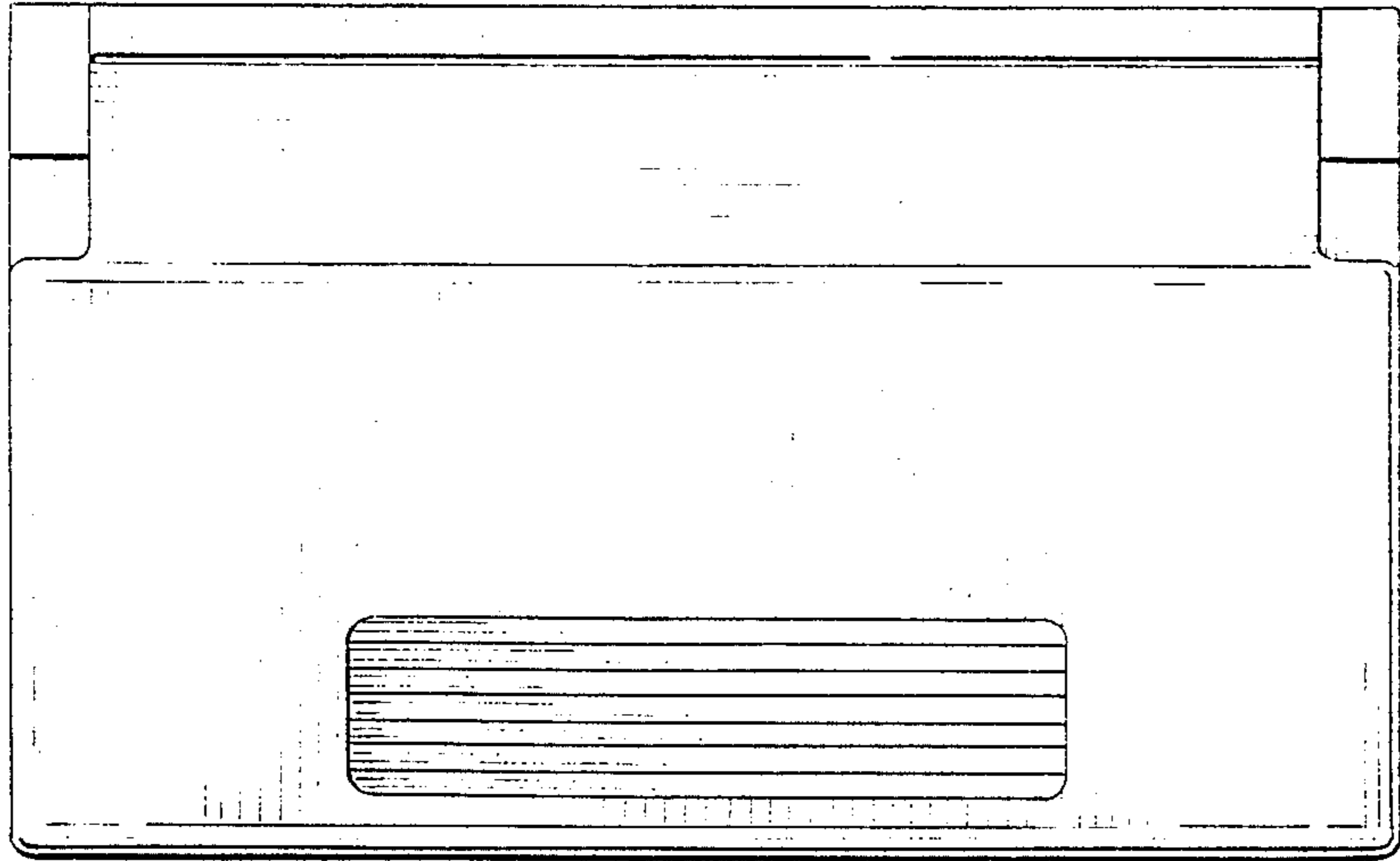


FIG. 2




FIG. 3




FIG. 4

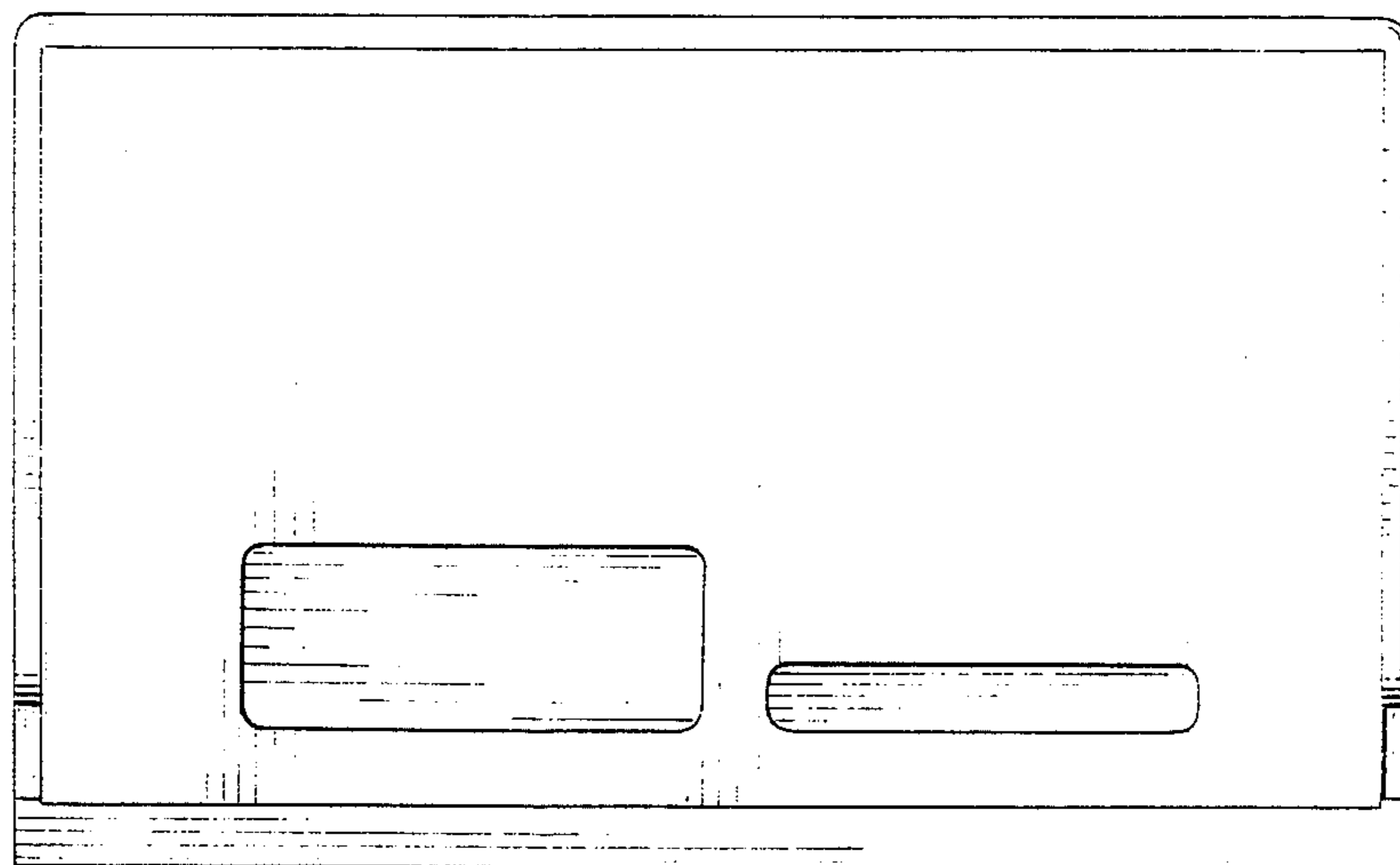


FIG. 5




FIG. 6

