

[54] **VIDEO TAPE CASSETTE**
[75] **Inventor: Masayuki Kinoshita, Tokyo, Japan**
[73] **Assignee: Sony Corporation, Tokyo, Japan**
[**] **Term: 14 Years**
[21] **Appl. No.: 700,913**
[22] **Filed: Feb. 12, 1985**
[30] **Foreign Application Priority Data**
Aug. 29, 1984 [JP] Japan 59-35925
[52] **U.S. Cl. D14/11**
[58] **Field of Search D14/1, 10, 11, 99;**
360/132, 134; 242/71.8, 197, 198, 199

[56] **References Cited**
U.S. PATENT DOCUMENTS
D. 258,287 2/1981 Hashimoto et al. D14/11
D. 268,671 4/1983 Ohya et al. D14/11
D. 272,062 1/1984 Shibata et al. D14/11



D. 274,327 6/1984 Sumisha et al. D14/11
D. 287,007 12/1986 Wada et al. D14/11
4,642,721 2/1987 Georgens et al. 242/198 X

Primary Examiner—Bernard Ansher
Assistant Examiner—Theodore M. Shooman
Attorney, Agent, or Firm—Lewis H. Eslinger; Jay H. Maioli

[57] **CLAIM**
The ornamental design for a video tape cassette, as shown.

DESCRIPTION

FIG. 1 is a top perspective view of a tape magazine for video tape recorder, showing my new design;
FIG. 2 is a bottom perspective view thereof;
FIG. 3 is a front elevational view thereof;
FIG. 4 is a rear elevational view thereof;
FIG. 5 is a left-side elevational view thereof;
FIG. 6 is a right-side elevational view thereof;
FIG. 7 is a top plan view thereof; and
FIG. 8 is a bottom plan view thereof.



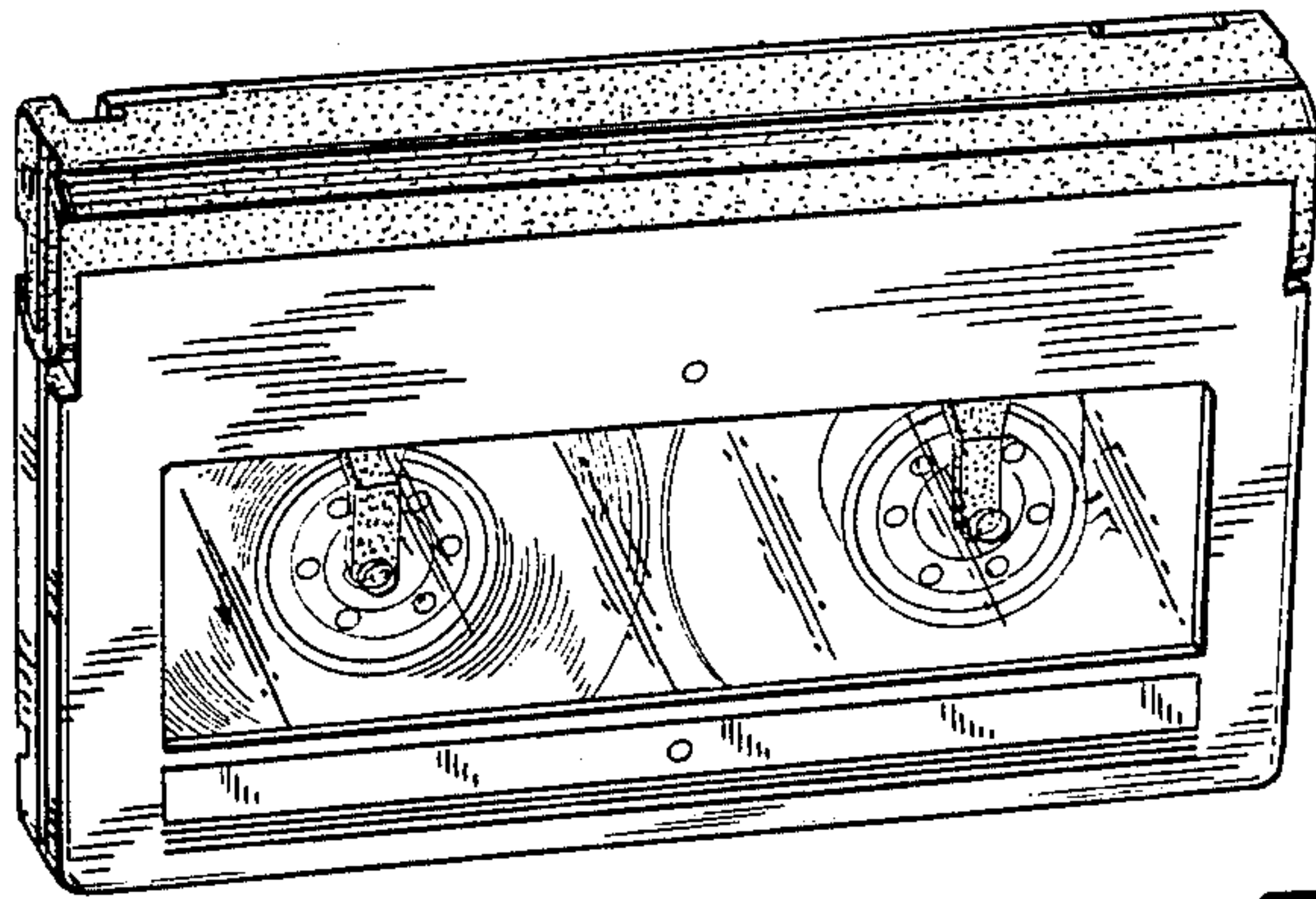


FIG. 1

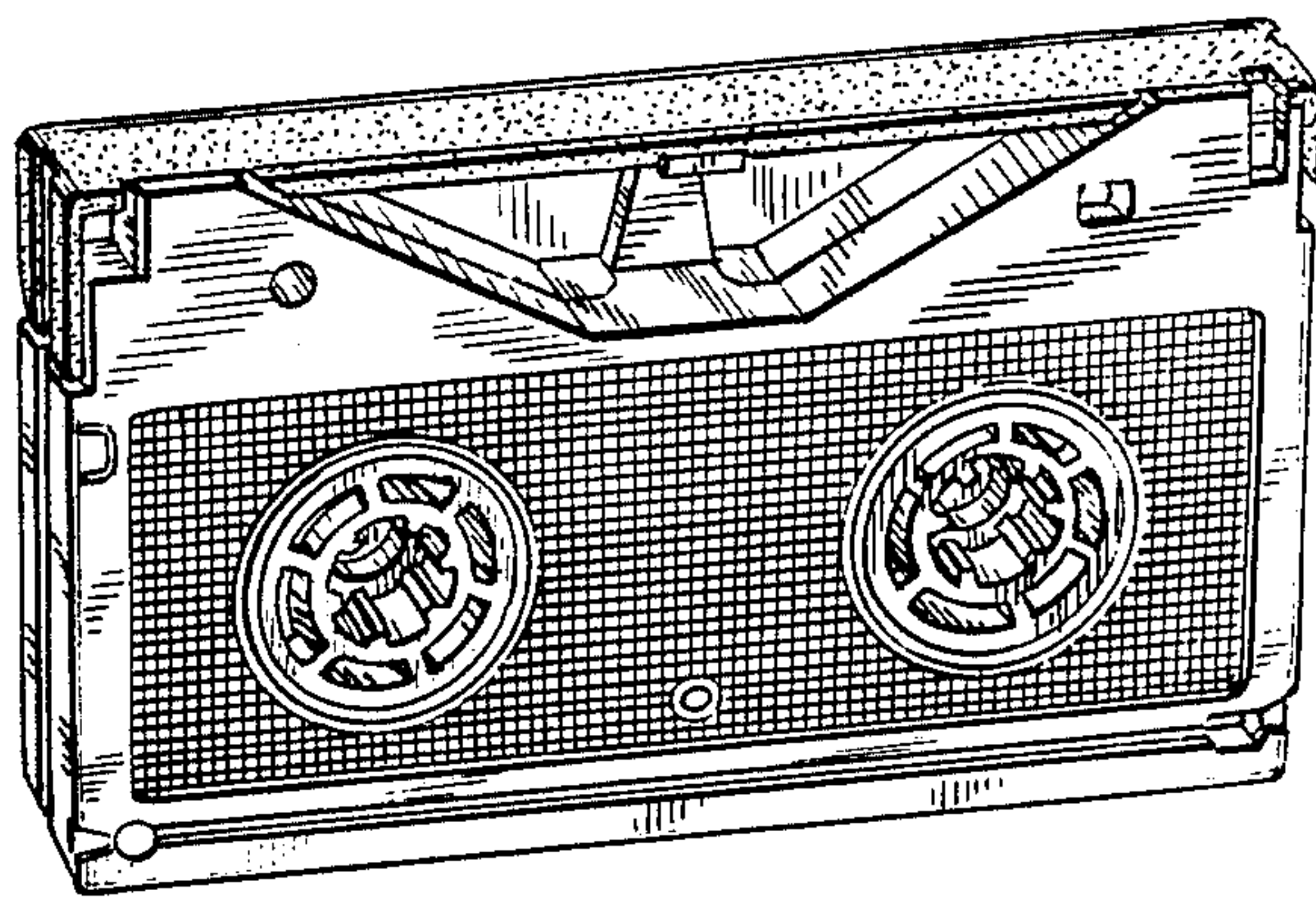


FIG. 2

FIG. 3




FIG. 4





FIG. 5



FIG. 6



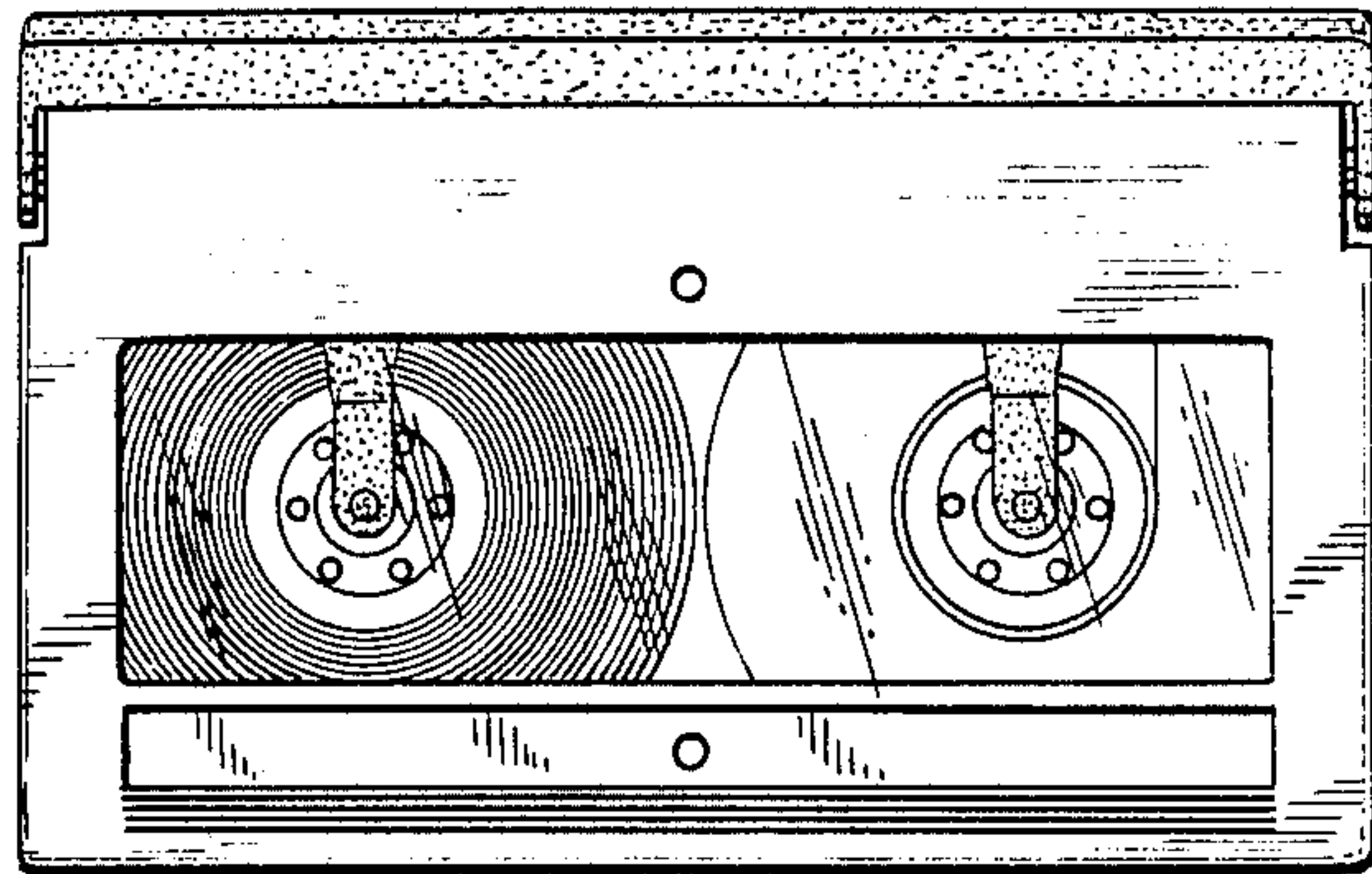


FIG. 7

FIG. 8

