

[54] PAINT APPLICATOR OR SIMILAR ARTICLE

D. 288,780 3/1987 Miller ..... D9/338 X

[75] Inventors: Ronald J. Holmstadt, Eden Prairie; Warren J. Walsh, Waverly, both of Minn.

[73] Assignee: Wagner Spray Tech Corporation, Minneapolis, Minn.

[\*\*] Term: 14 Years

[21] Appl. No.: 888,163

[22] Filed: Jul. 22, 1986

[52] U.S. Cl. .... D9/338; D4/114; D32/45

[58] Field of Search ..... D9/338, 377; D32/45, D32/40; D4/114; 15/244, 210; 401/196, 197, 205, 208, 261, 263

[56] References Cited

U.S. PATENT DOCUMENTS

- D. 171,668 3/1954 Spilo ..... D4/114 X
- D. 250,436 12/1978 Johnson ..... D4/114
- D. 257,447 10/1980 Kesler ..... D32/40 X
- D. 279,224 6/1985 Wolbrom ..... D9/338 X

OTHER PUBLICATIONS

Drawings of P. L. Frank, et al., U.S. Ser. No. 888,013, filed Jul. 22, 1986, entitled "Squeeze Bottle Paint Applicator".

Drawings of R. J. Holmstadt, et al., U.S. Ser. Nos. 888,014 and 888,164, filed Jul. 22, 1986, entitled "Paint Applicator or Similar Article".


Primary Examiner—Catherine E. Kemper  
Attorney, Agent, or Firm—Hill, Van Santen, Steadman & Simpson

[57] CLAIM

The ornamental design for a paint applicator or similar article, substantially as shown.

DESCRIPTION

FIG. 1 is a perspective view of a paint applicator or similar article, showing our new design;  
 FIG. 2 is a side elevational view thereof, shown on a larger scale;  
 FIG. 3 is an elevational view of the opposite side thereof;  
 FIG. 4 is a top plan view thereof;  
 FIG. 5 is a bottom plan view thereof.






FIG. 1

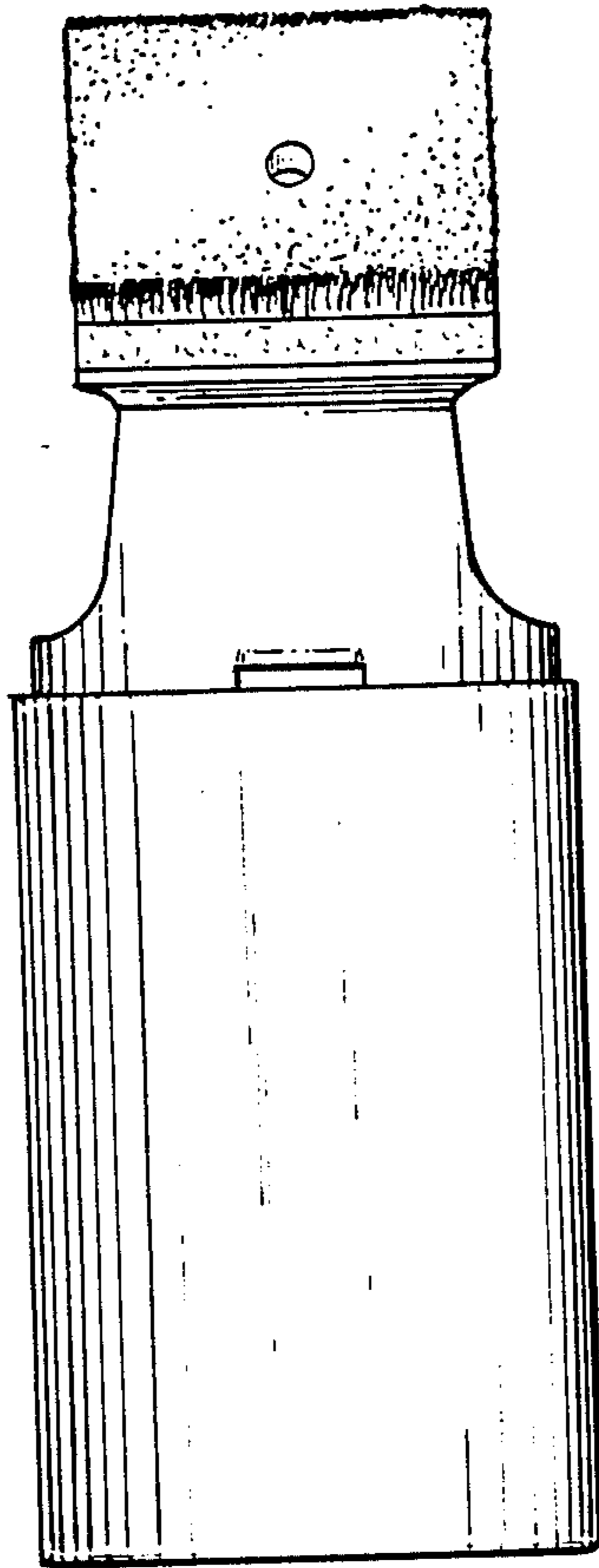


FIG. 2

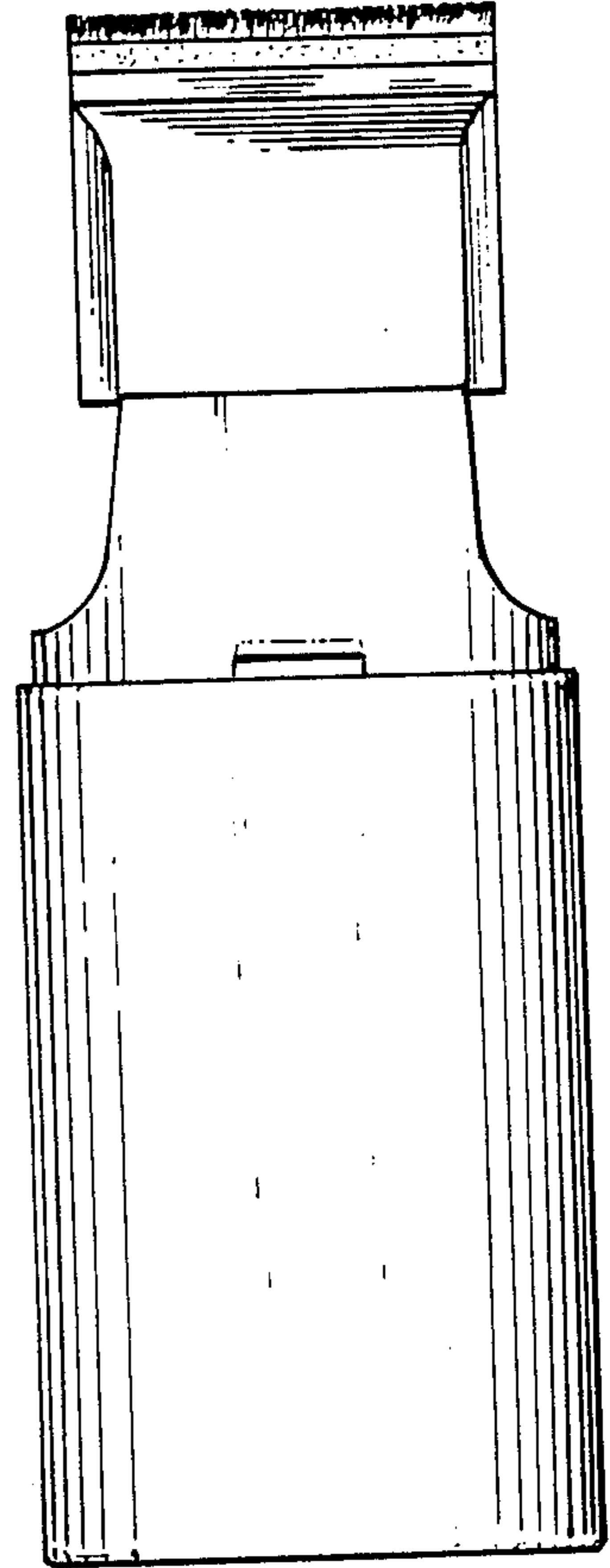


FIG. 3

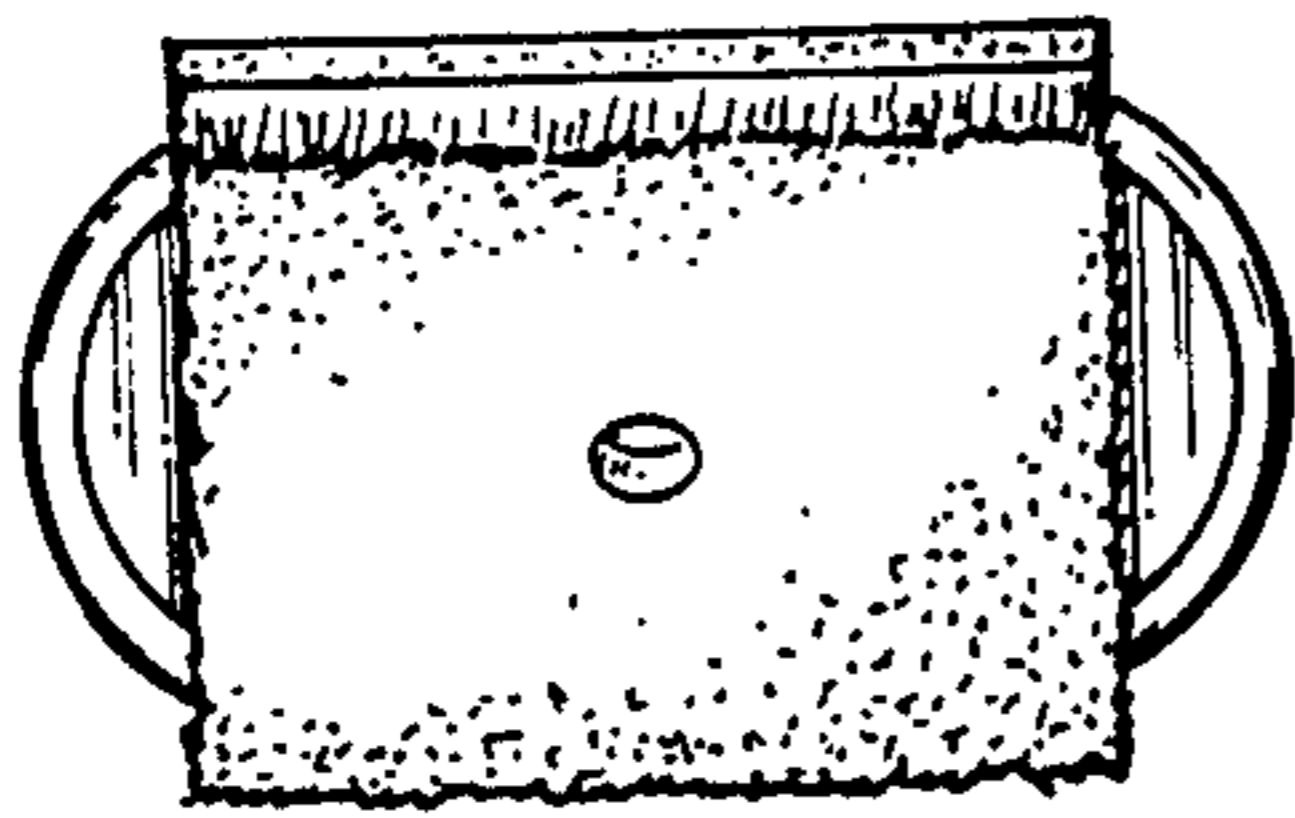


FIG. 4




FIG. 5