

[54] ELECTRICAL CORD ACCESS GROMMET SET FOR OFFICE FURNITURE USE

4,598,176 7/1986 Ryan et al. 379/438

[76] Inventor: Douglas A. J. Mockett, 2634 Via Rivera, Palos Verdes Estates, Calif. 90274

Primary Examiner—Horace B. Fay
Attorney, Agent, or Firm—Sanford Astor

[**] Term: 14 Years

[57] CLAIM

[21] Appl. No.: 806,649

The ornamental design for an electrical cord access grommet set for office furniture use, as shown and described.

[22] Filed: Aug. 27, 1985

DESCRIPTION

[52] U.S. Cl. D8/400; 379/438; D8/356

FIG. 1 is an exploded perspective view of an electrical cord access grommet set for office furniture showing the bottom surfaces of the cap and base of our new design;

[58] Field of Search D8/356, 352, 380, 373, D8/400; 24/141; 174/65 G; 379/451, 437, 438; D14/59

FIG. 2 is a front elevational view of the cap;

FIG. 3 is a bottom plan view of the cap;

FIG. 4 is a rear elevational view of the cap;

FIG. 5 is a top plan view of the cap;

FIG. 6 is a side elevational view of the cap;

FIG. 7 is an elevational view of the side opposite to FIG. 6;

FIG. 8 is a bottom plan view of the base;

FIG. 9 is a front elevational view of the base, the rear elevational view being identical;

FIG. 10 is a top plan view of the base;

FIG. 11 is a side elevational view of the base; and

FIG. 12 is an elevational view of the side opposite to FIG. 11.

For clarity of illustration, the cap of the grommet set is presented independently in FIGS. 2-7, and in FIGS. 8-12 the base of the set is similarly shown for the same reason.

[56] References Cited

U.S. PATENT DOCUMENTS

D. 47,905	9/1915	Turner	D14/59
D. 224,416	7/1972	Genaro et al.	D14/59
D. 247,844	5/1978	Palem, Jr.	D8/352
D. 247,845	5/1978	Palem, Jr.	D8/352
D. 265,968	8/1982	Bergin	D8/352
D. 268,895	5/1983	Beleckis	D8/400
D. 276,311	11/1984	Cournoyer et al.	D14/400
D. 283,007	3/1986	Henkel	D13/31 X
D. 287,573	1/1987	Tyler	D9/435
827,576	7/1906	Smith	379/438
1,782,191	11/1930	Bolling	379/438
1,865,069	6/1932	Allen	379/438 X
3,372,441	3/1968	Fisher	24/141
3,373,954	3/1968	Hilsinger, Jr.	379/438

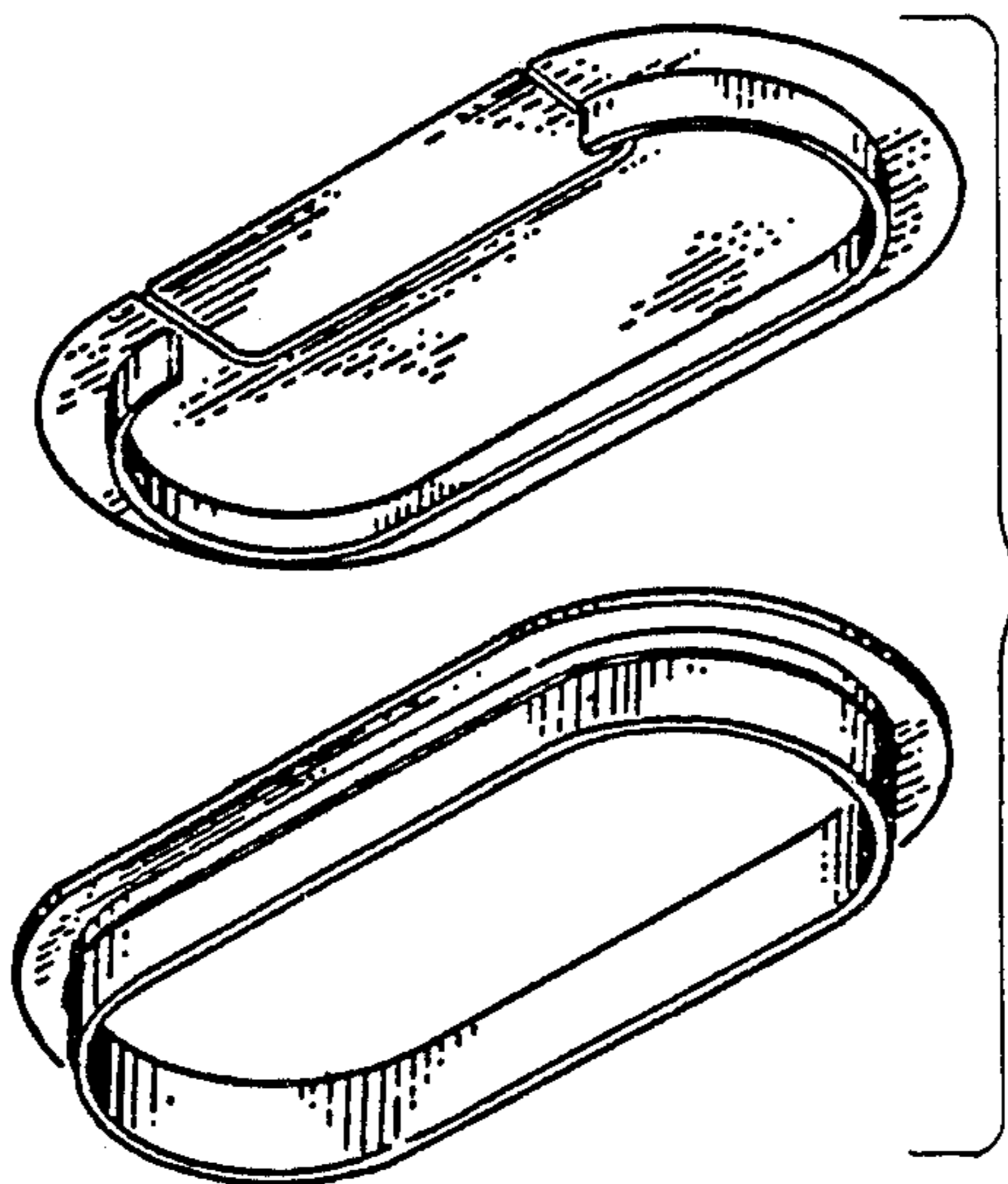


Fig. 2



Fig. 3




Fig. 1

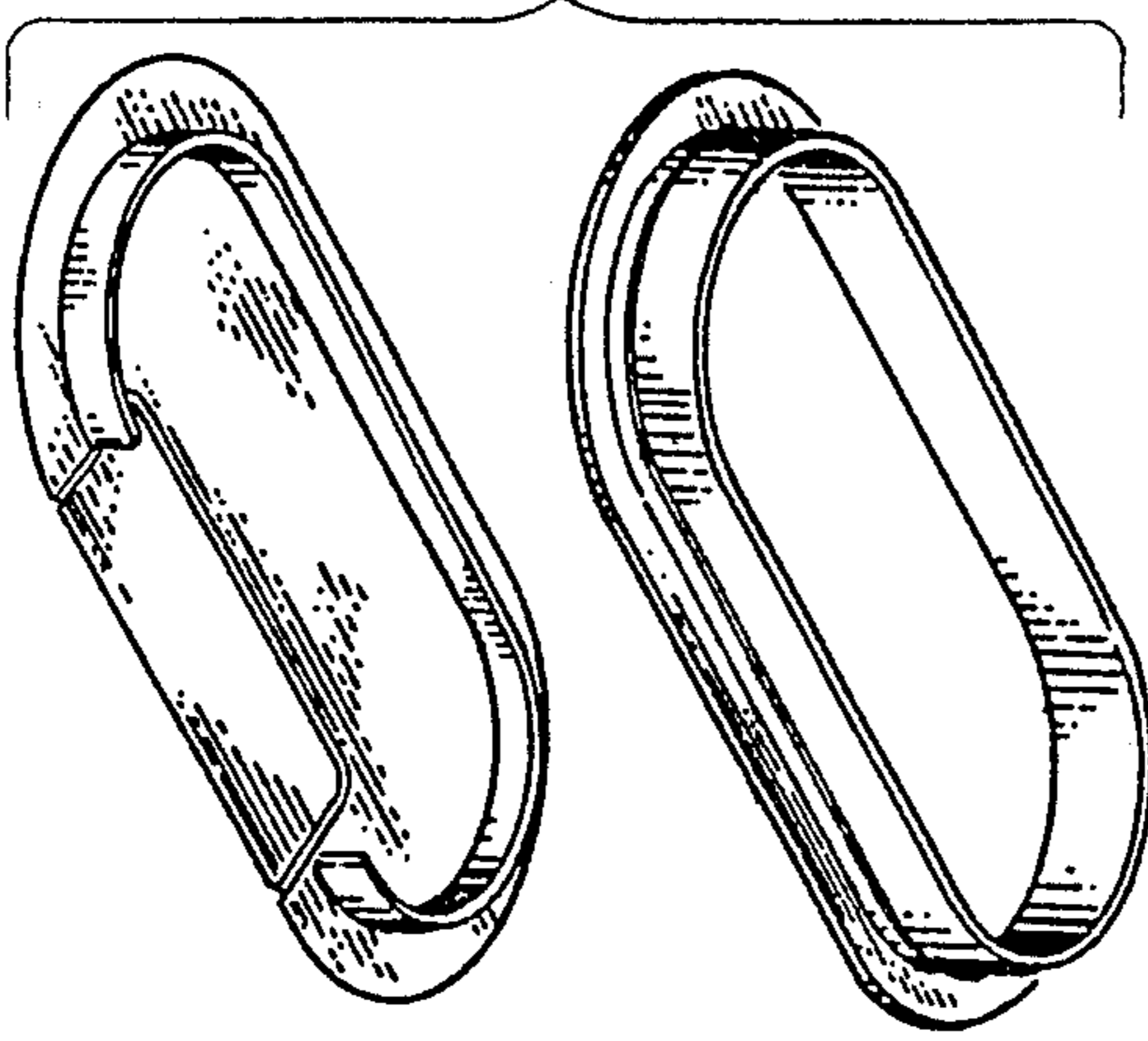


Fig. 7



Fig. 4




Fig. 5




Fig. 6



Fig. 12




Fig. 8




Fig. 9




Fig. 10




Fig. 11

