

[54] **SERVING TRAY**

[75] **Inventor: Fred J. Johnson, Long Beach, Calif.**

[73] **Assignee: Container Corporation of America,
Clayton, Mo.**

[**] **Term: 14 Years**

[21] **Appl. No.: 777,317**

[22] **Filed: Sep. 18, 1985**

[52] **U.S. Cl. D7/37; D7/1;
D9/456; 229/114; 229/192**

[58] **Field of Search D7/37, 1, 38, 19, 16;
229/192, 113, 114, 107, 125.35; D9/431, 425,
424, 432, 456; D34/40**

[56] **References Cited**

U.S. PATENT DOCUMENTS

| | | | |
|------------|---------|-------------------|------------|
| D. 204,029 | 3/1966 | Kossnar | D9/425 |
| 927,537 | 7/1909 | Hothersall | 229/115 |
| 1,423,001 | 7/1922 | Maxwell | D7/37 X |
| 1,485,584 | 3/1924 | Bergstein | 229/192 X |
| 1,725,527 | 8/1929 | Kondolf | 229/192 X |
| 3,300,117 | 1/1967 | Kossnar | 229/125.35 |
| 3,536,248 | 10/1970 | Malmo et al. | 229/169 X |

Primary Examiner—Winifred E. Herrmann
Attorney, Agent, or Firm—Richard W. Carpenter

[57] **CLAIM**

The ornamental design for a serving tray, as shown and described.


DESCRIPTION

FIG. 1 is a top plan view of a serving tray showing my new design;

FIG. 2 is a side elevational view thereof;

FIG. 3 is a bottom plan view thereof; and

FIG. 4 is an end elevational view thereof.






FIG. 1



FIG. 2




FIG. 3




FIG. 4