

[54] **SUPPORT BAR FOR AN INFANT'S SWING SEAT**

[75] **Inventors: Robert L. Quinlan, Jr., Barberton; Mark D. Jankowski, Spencer, both of Ohio**

[73] **Assignee: Gerber Products Company, Fremont, Mich.**

[\*\*] **Term: 14 Years**

[21] **Appl. No.: 821,925**

[22] **Filed: Jan. 23, 1986**

[52] **U.S. Cl. .... D6/491; D6/347; D6/502**

[58] **Field of Search ..... D6/333, 334, 339, 347, D6/502, 491; 297/280, 281, 457; D21/246**

[56] **References Cited**

**U.S. PATENT DOCUMENTS**

D. 157,588 3/1950 Anderson ..... D6/502  
D. 254,409 3/1980 Borucki ..... D6/339 X  
4,325,578 4/1982 Borucki ..... 297/281

*Primary Examiner*—Bruce W. Dunkins

*Attorney, Agent, or Firm*—Townsend and Townsend

[57] **CLAIM**

The ornamental design for a support bar for an infant's swing seat, as shown and described.

**DESCRIPTION**

FIG. 1 is a front perspective view of a support bar for an infant's swing seat showing our design;

FIG. 2 is a top plan view;

FIG. 3 is a front elevational view;

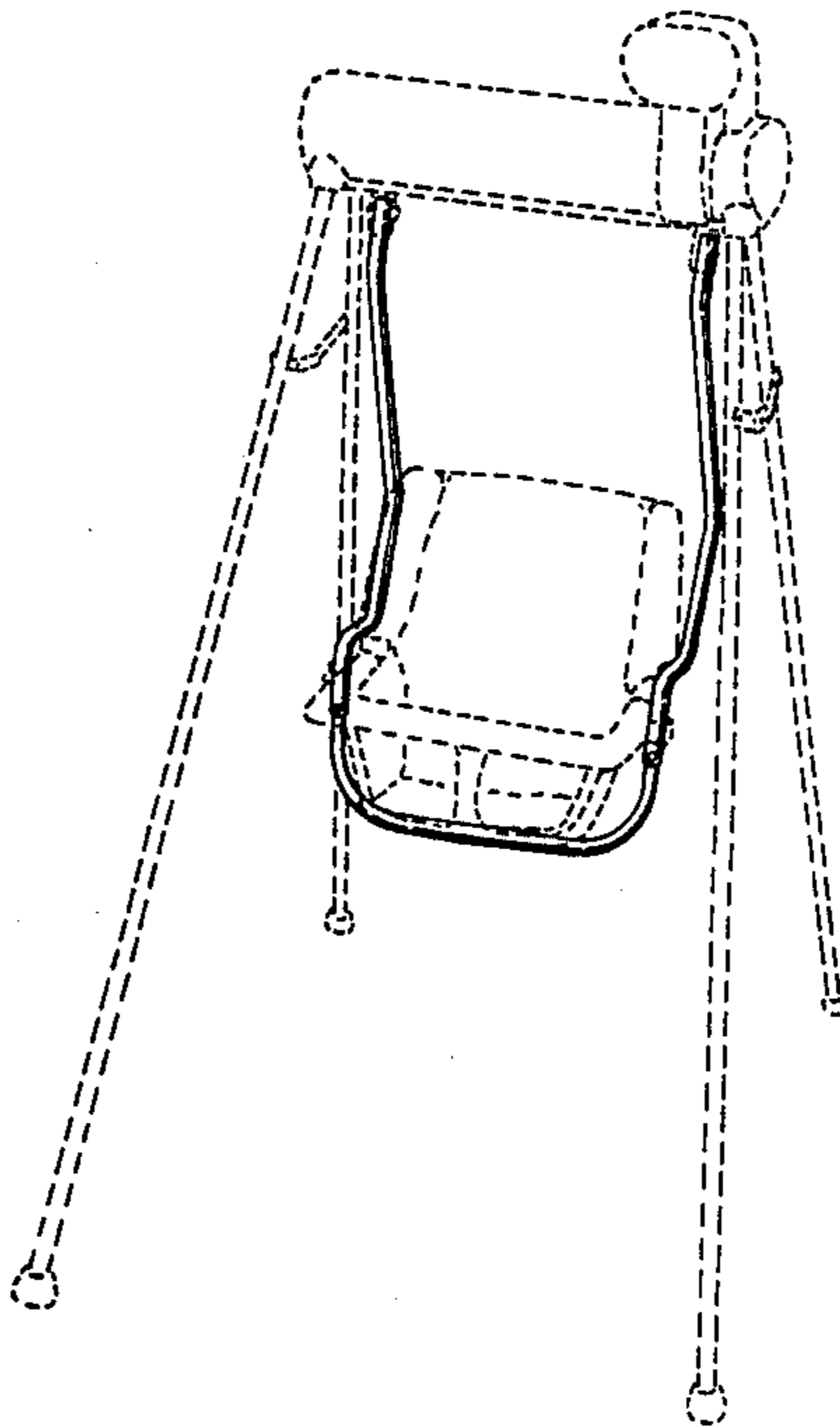
FIG. 4 is a right side elevational view;

FIG. 5 is a left side elevational view;

FIG. 6 is a rear elevational view; and

FIG. 7 is a bottom plan view thereof.

The swing depicted by mean of broken lines in FIG. 1 has been shown for illustrative purposes only.



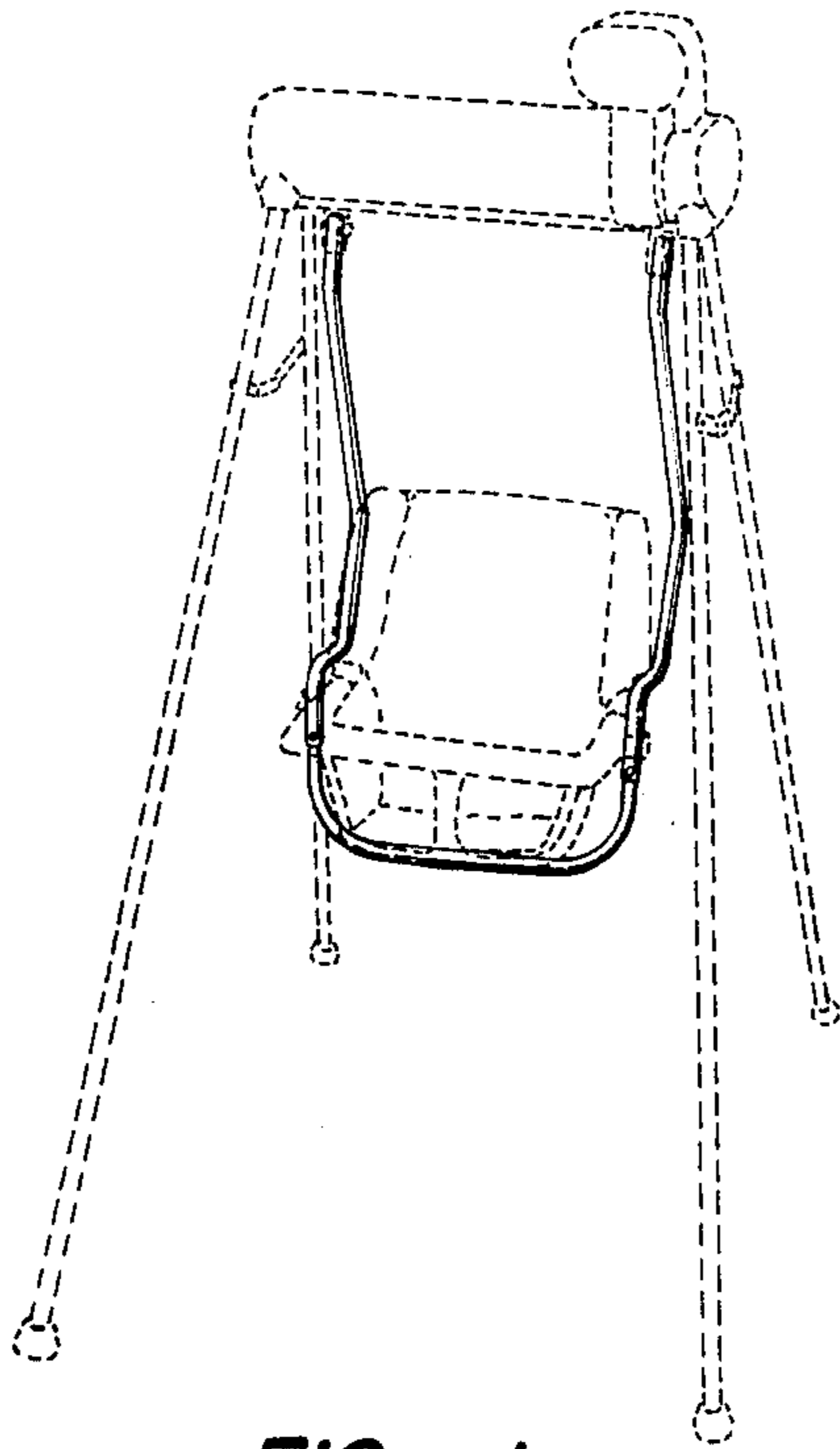


FIG. 1.



FIG. 2.




FIG. 3.

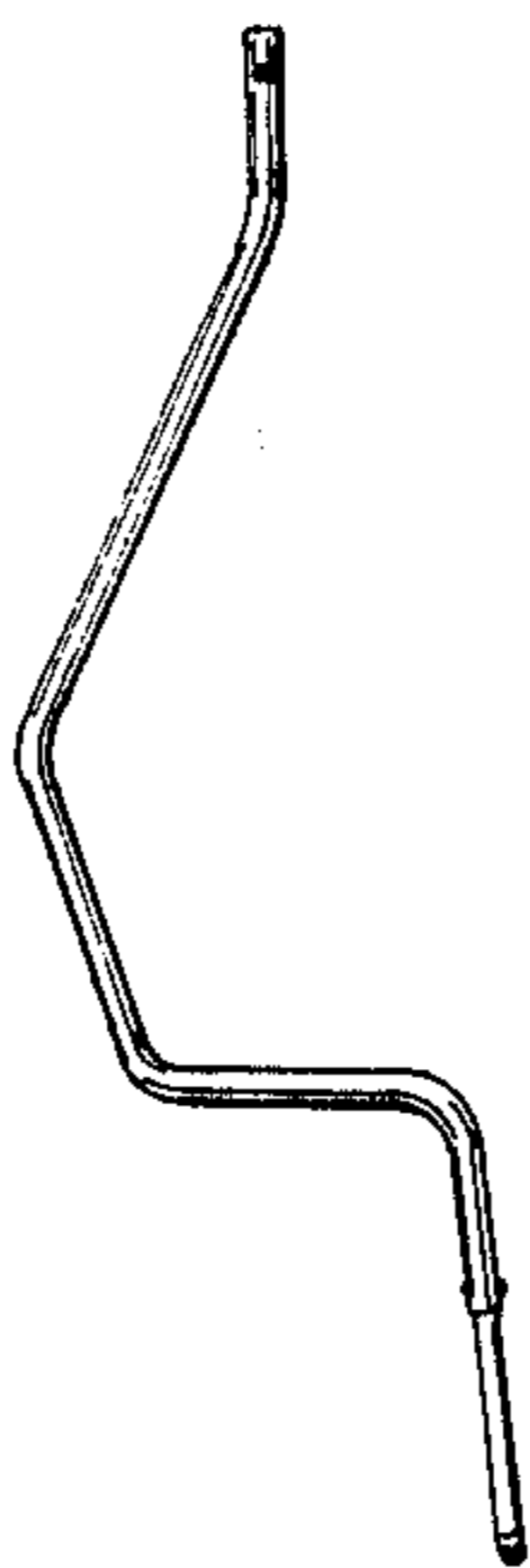


FIG. 4.




FIG. 5.

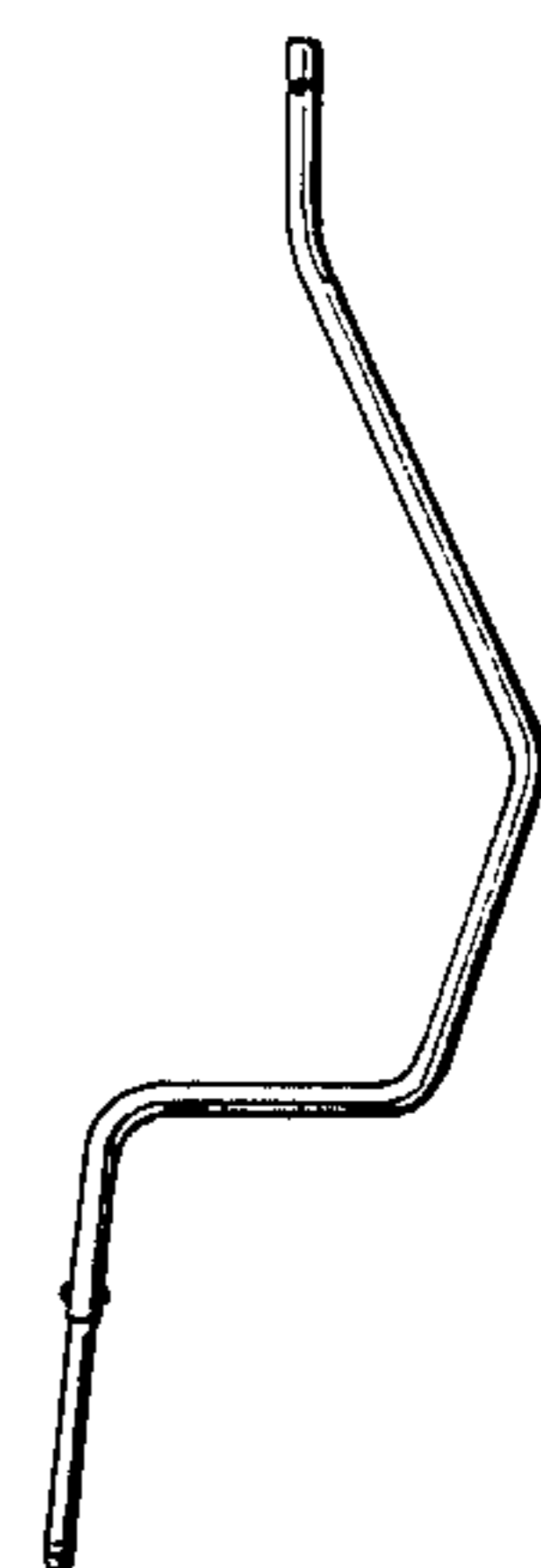


FIG. 6.



FIG. 7.