

# United States Patent [19]

Bezzerrides et al.

[11] Patent Number: **Des. 296,737**

[45] Date of Patent: **\*\* Jul. 19, 1988**

[54] **DISPLAY RACK**

[75] Inventors: **George Bezzerrides, Benicia; James Maki, Oakland, both of Calif.**

[73] Assignee: **Bezzerrides Company, Benicia, Calif.**

[\*\*] Term: **14 Years**

[21] Appl. No.: **821,280**

[22] Filed: **Jan. 22, 1986**

[52] U.S. Cl. .... **D6/476**

[58] Field of Search ..... **D6/449, 475, 476, 477, D6/479, 473, 474; 211/13, 71, 195; 108/92**

[56] **References Cited**

**U.S. PATENT DOCUMENTS**

D. 186,005	8/1959	Hosley .....	D6/473
D. 220,702	5/1971	Sweet, Jr. ....	D6/479
D. 242,754	12/1976	Howard et al. ....	D6/476
D. 247,762	4/1978	Lenoir .....	D6/479
D. 251,224	3/1979	Messenger .....	D6/473
D. 253,926	1/1980	Jervis .....	D6/476
D. 255,194	6/1980	Cohen et al. ....	D6/479

D. 260,716	9/1981	Cohen et al. ....	D6/485
D. 266,466	10/1982	Winter et al. ....	D6/473
D. 280,163	8/1985	Leo, Sr. ....	D6/473
D. 291,166	8/1987	Morris .....	D6/476

**FOREIGN PATENT DOCUMENTS**

492292	9/1938	United Kingdom .....	211/71
--------	--------	----------------------	--------

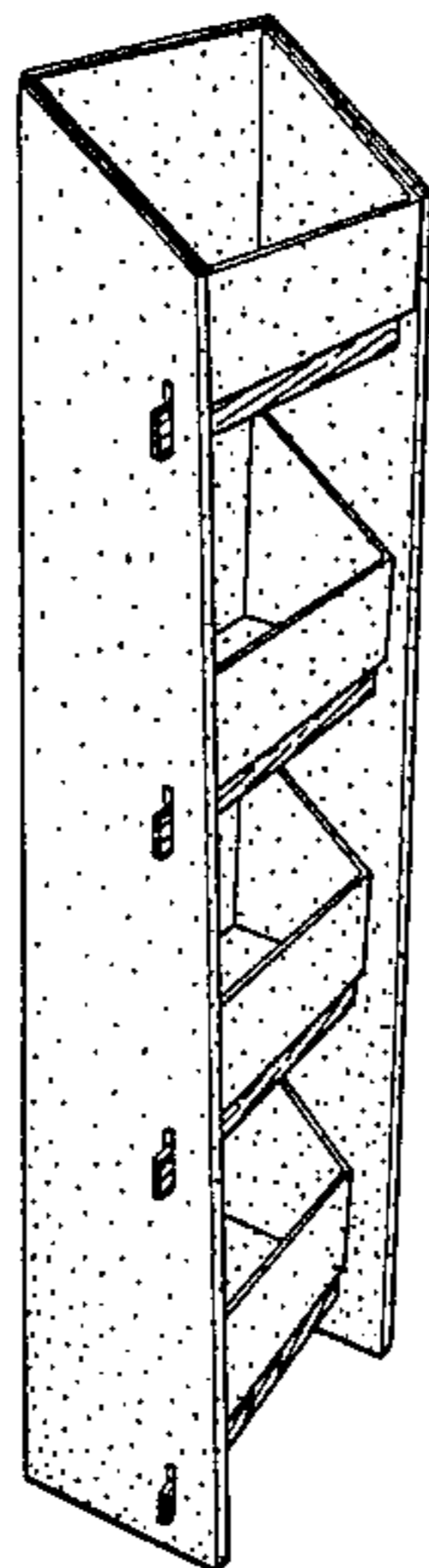
*Primary Examiner*—Carmen H. Vales  
*Attorney, Agent, or Firm*—Majestic, Gallagher, Parsons & Siebert

[57] **CLAIM**

The ornamental design for a display rack, as shown and described.

**DESCRIPTION**

FIG. 1 is a perspective view of a display rack showing my new design;  
FIG. 2 is a top plan view thereof;  
FIG. 3 is a front elevational view thereof;  
FIG. 4 is a right side elevational view thereof;  
FIG. 5 is a rear elevational view thereof; and  
FIG. 6 is a bottom plan view thereof.



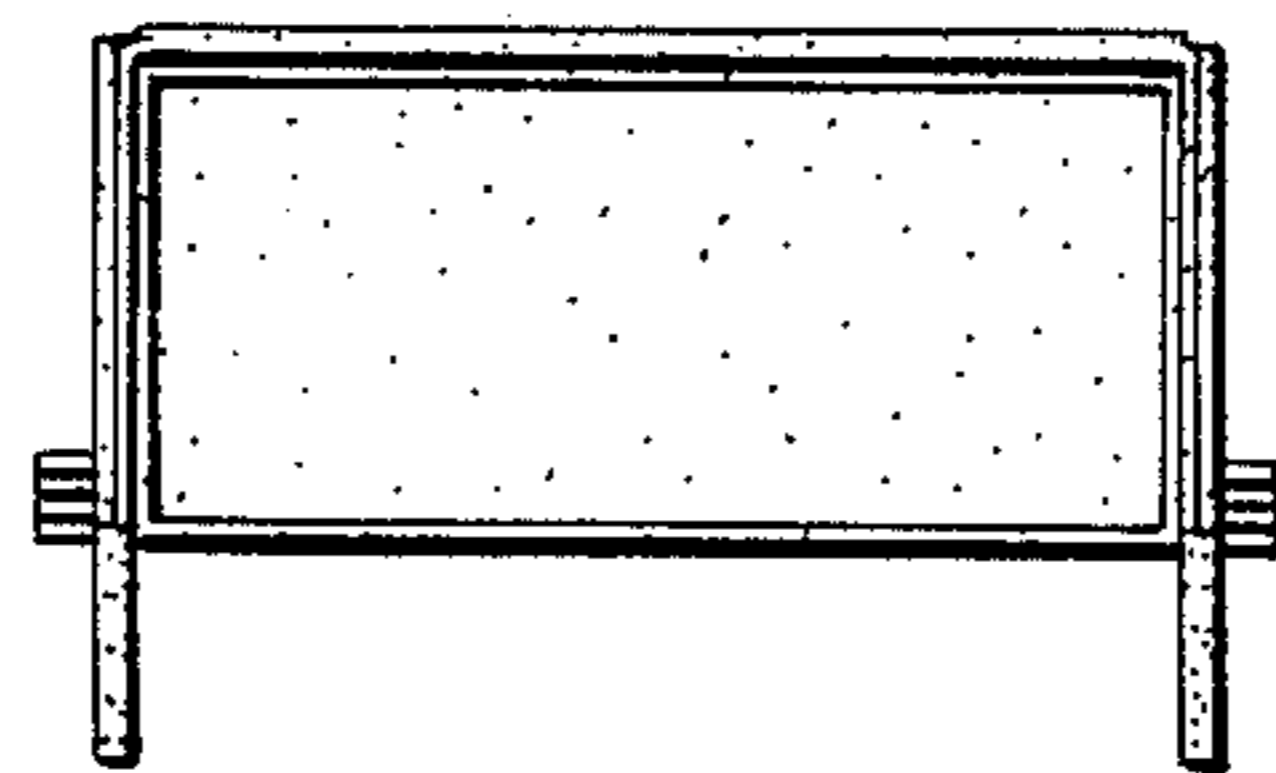


FIG. 2.

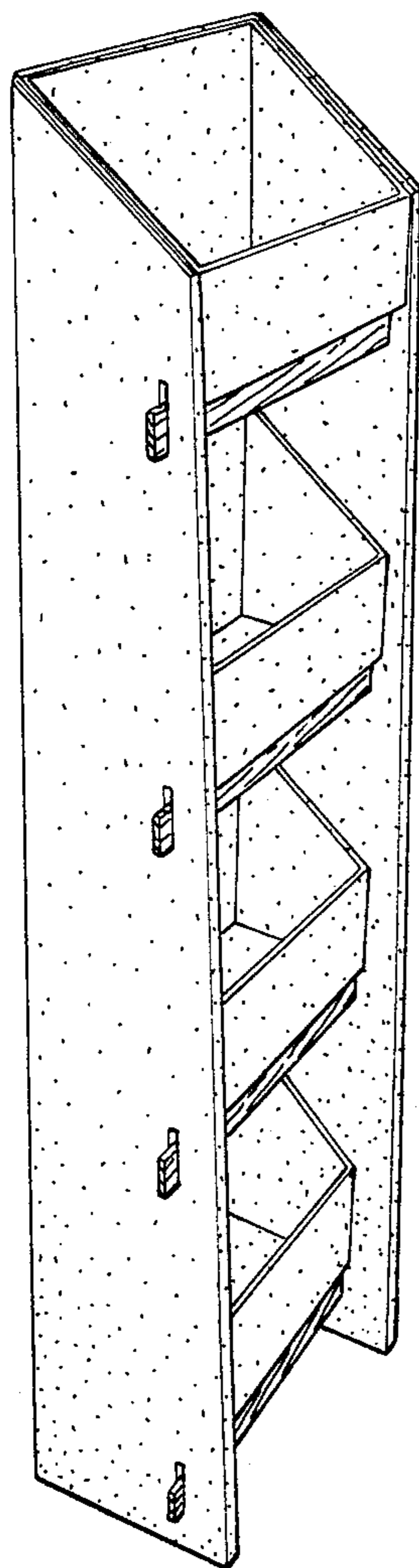


FIG. 1.

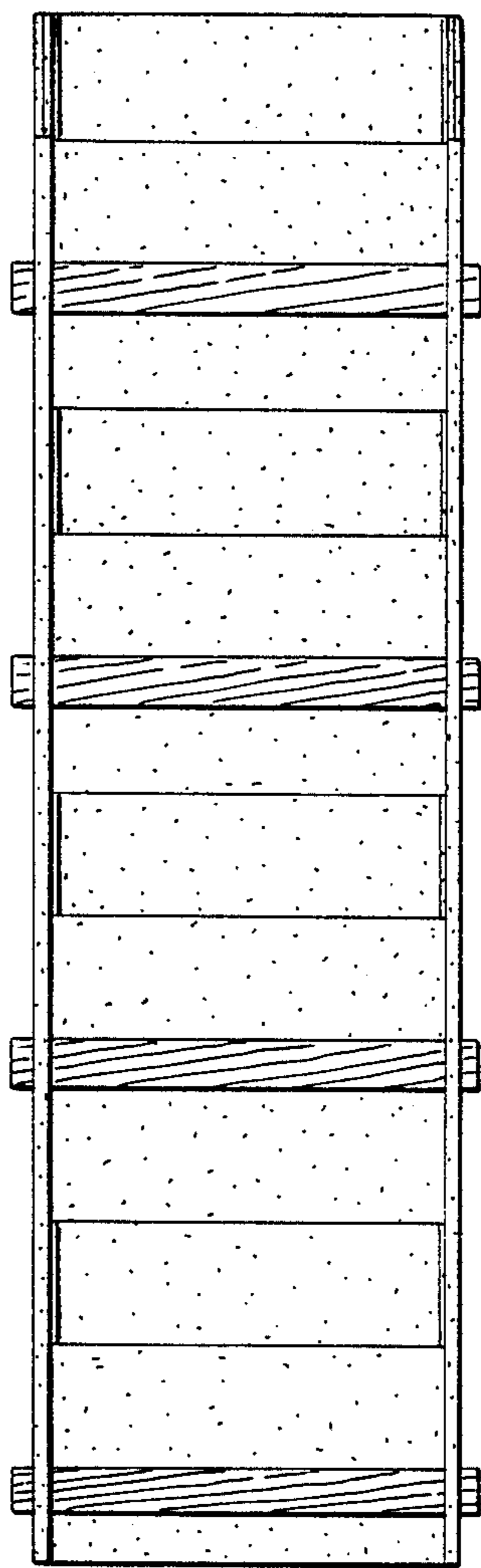


FIG. 3.




FIG. 4.

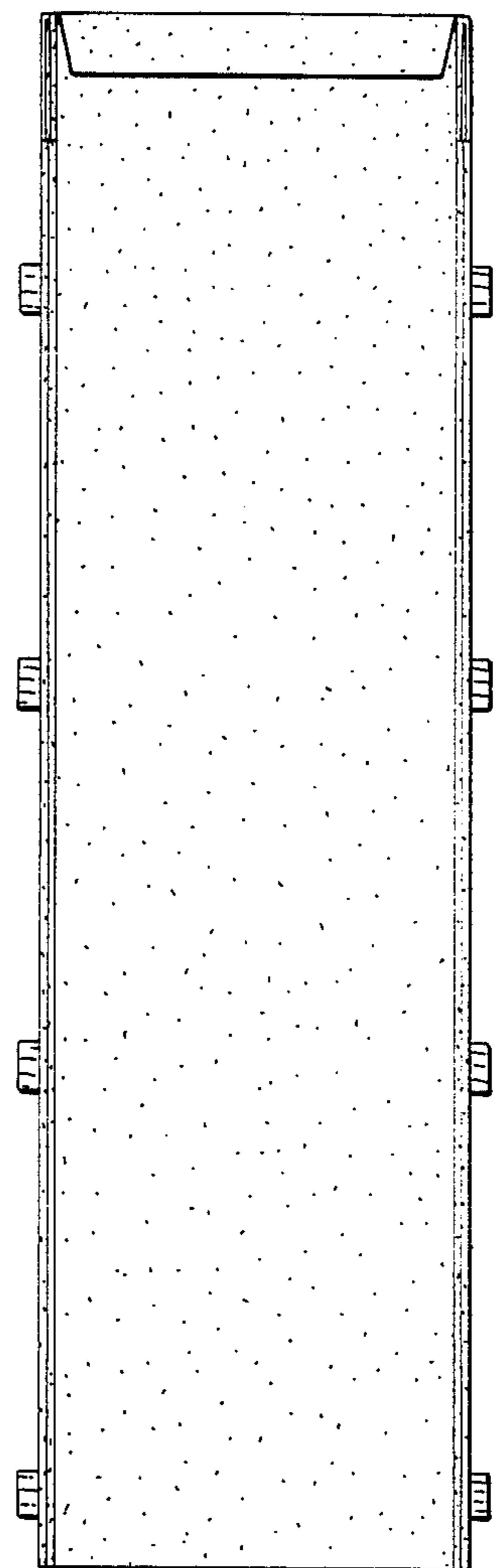


FIG. 5.




FIG. 6.