

[54] CLAMP FOR AN ARTICLE HANGER

3,456,262 7/1969 Coon 24/501
4,175,306 11/1979 Bigelow et al. 24/507
4,295,585 10/1981 Garrison 223/96

[75] Inventor: Russell O. Blanchard, 154 S. Church St., Zeeland, Mich. 49464

[73] Assignee: Batts, Inc., Zeeland, Mich.

[**] Term: 14 Years

[21] Appl. No.: 778,893

[22] Filed: Sep. 23, 1985

[52] U.S. Cl. D6/328; D6/326; D8/395

[58] Field of Search D8/394, 395, 396; D6/328, 326; D32/61, 64; 24/499, 501, 507, 508, 509, 510; 223/90, 91, 93, 96

[56] References Cited

U.S. PATENT DOCUMENTS

- D. 162,702 3/1951 Yett D8/395
- D. 251,345 3/1979 Bigelow et al. D6/328
- D. 264,662 6/1982 Bisk et al. D6/328
- D. 277,534 2/1985 Warmath D6/328

Primary Examiner—B. J. Bullock
Attorney, Agent, or Firm—Price, Heneveld, Cooper, DeWitt & Litton

[57] CLAIM

The ornamental design for a clamp for an article hanger, substantially as shown and described.

DESCRIPTION

FIG. 1 is a front elevational view of a clamp for an article hanger showing my new design, the clamp and hanger being shown in broken lines for illustrative purposes only;

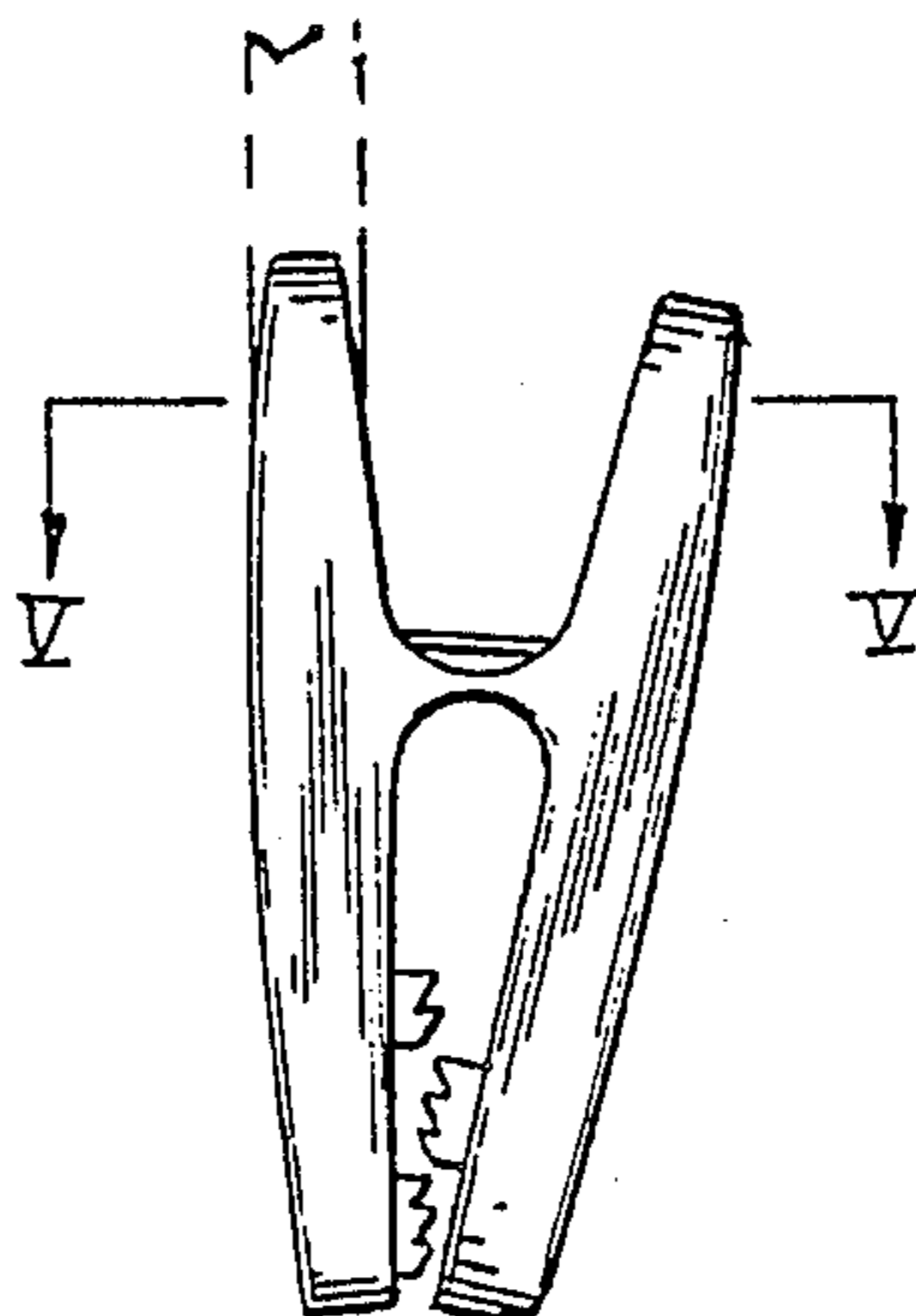
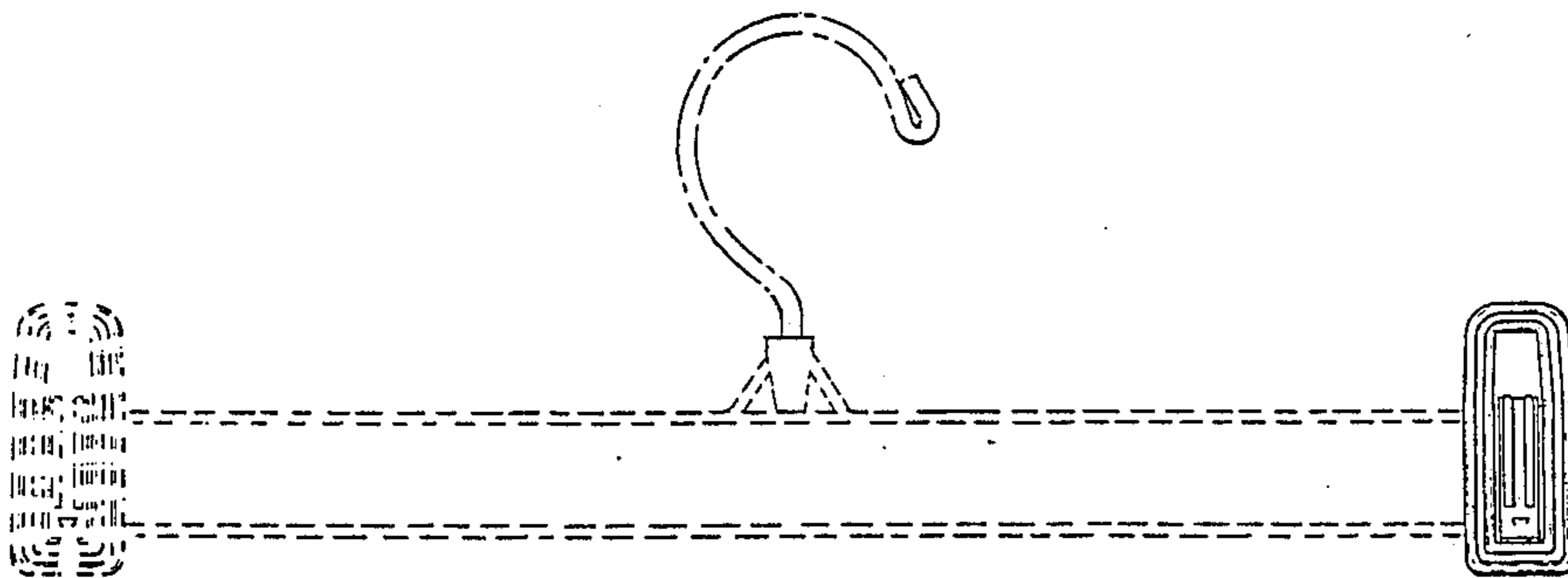
FIG. 2 is a top plan view thereof;

FIG. 3 is a bottom plan view thereof;

FIG. 4 is an enlarged left side elevational view thereof, the side opposite being a mirror image;

FIG. 5 is an enlarged sectional view taken in the direction of the arrows on line V—V of FIG. 4.

The front and rear of the clamp are identical.



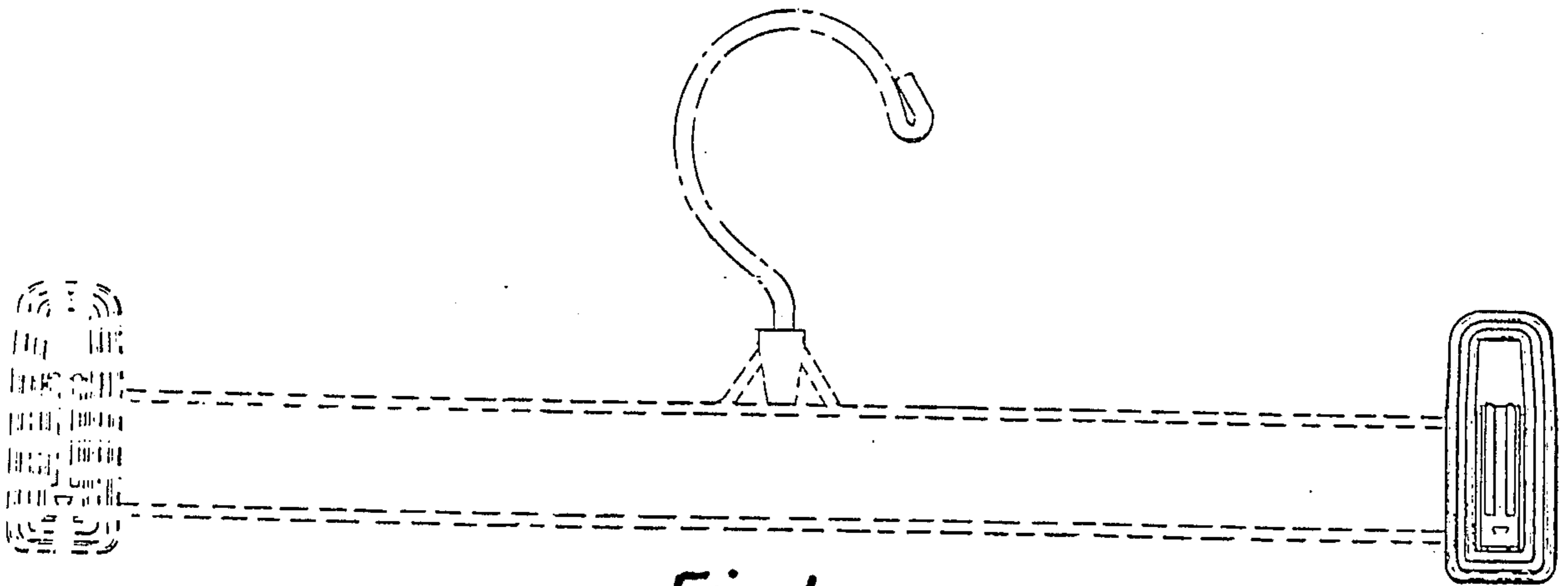


Fig. 1.




Fig. 2.




Fig. 3.

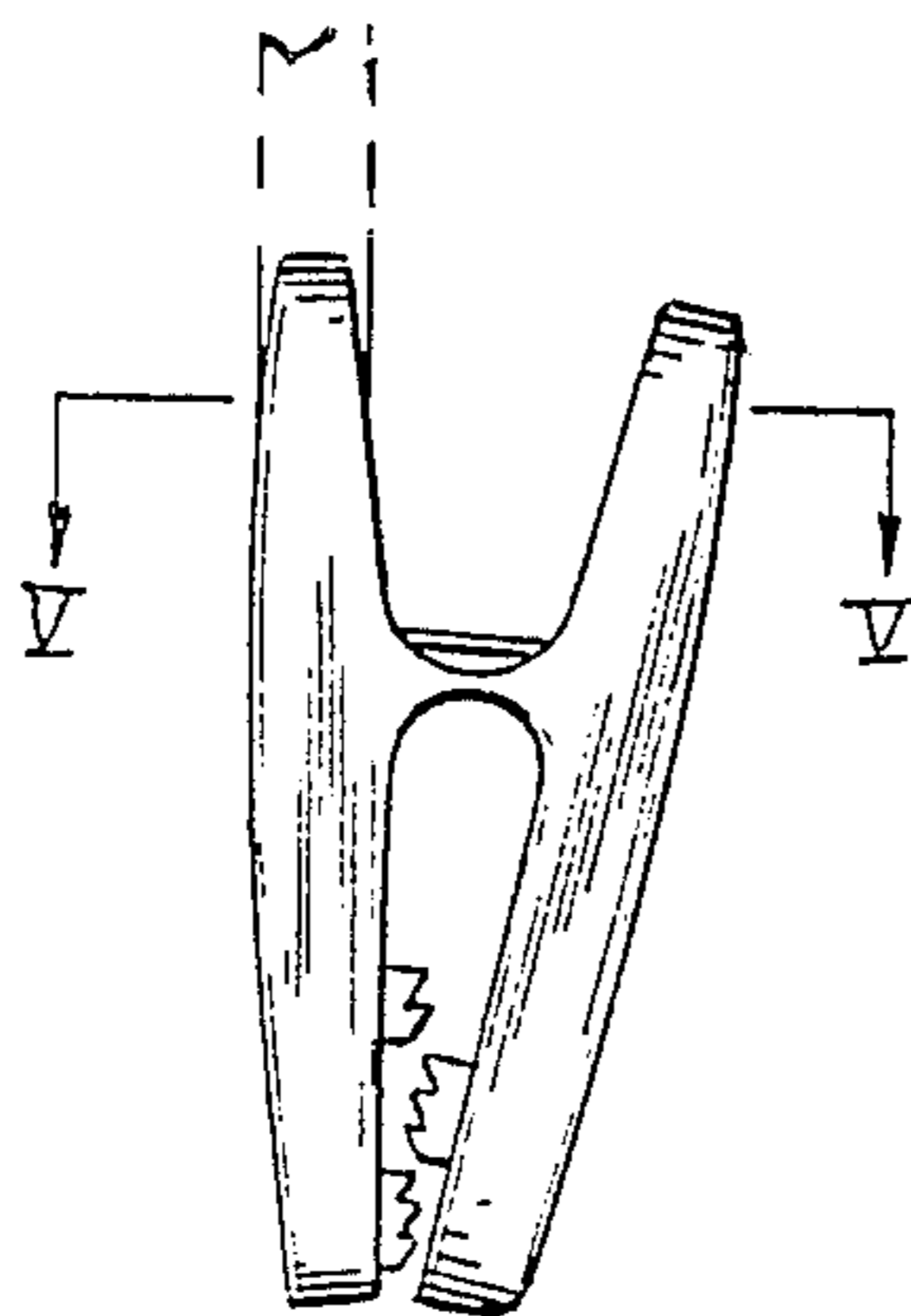


Fig. 4.

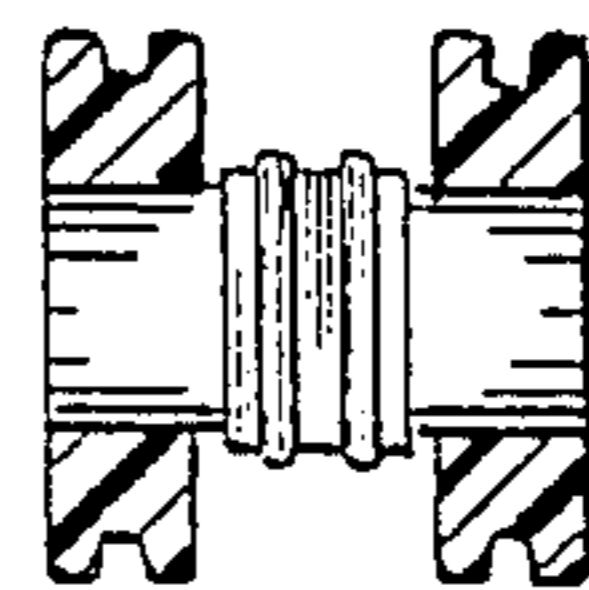


Fig. 5.