

[54] COMPACT DISC PLAYER

[75] Inventor: Seung C. Lee, Seoul, Rep. of Korea

[73] Assignee: Goldstar Co., Ltd., Seoul, Rep. of Korea

[**] Term: 14 Years

[21] Appl. No.: 811,345

[22] Filed: Dec. 20, 1985

[30] Foreign Application Priority Data

Jun. 22, 1985 [KR] Rep. of Korea 8655/1985
[52] U.S. Cl. D14/1; D14/14
[58] Field of Search D14/1, 2, 5, 6, 68, D14/70, 71, 72, 99; 455/344, 347-351; D14/14, 17, 20

[56] References Cited

U.S. PATENT DOCUMENTS

- D. 227,929 7/1973 Takeoka et al. D14/70
- D. 249,260 9/1978 Hirota D14/68 X
- D. 268,670 4/1983 Iwaoka et al. D14/1
- D. 269,343 6/1983 Sanchez D14/6

- D. 278,898 5/1985 Nishimoto D14/5
- D. 280,503 9/1985 Onozaki et al. D14/14 X

OTHER PUBLICATIONS

W. Bell & Co., 1985 catalog, p. 337, Item 9-G. E. Portable Component System.

Primary Examiner—Bernard Ansher
Assistant Examiner—Theodore M. Shooman
Attorney, Agent, or Firm—Birch, Stewart, Kolasch & Birch

[57] CLAIM

The ornamental design for a compact disc player, as shown.

DESCRIPTION

FIG. 1 is a top, front and right side perspective view of a compact disc player showing my new design with the left speaker in an extended position; FIG. 2 is a top plan view thereof; FIG. 3 is a front elevational view thereof; FIG. 4 is a bottom plan view thereof; FIG. 5 is a rear elevational view thereof; FIG. 6 is a right side elevational view thereof; and FIG. 7 is a left side elevational view thereof.




FIG. 1




FIG. 2

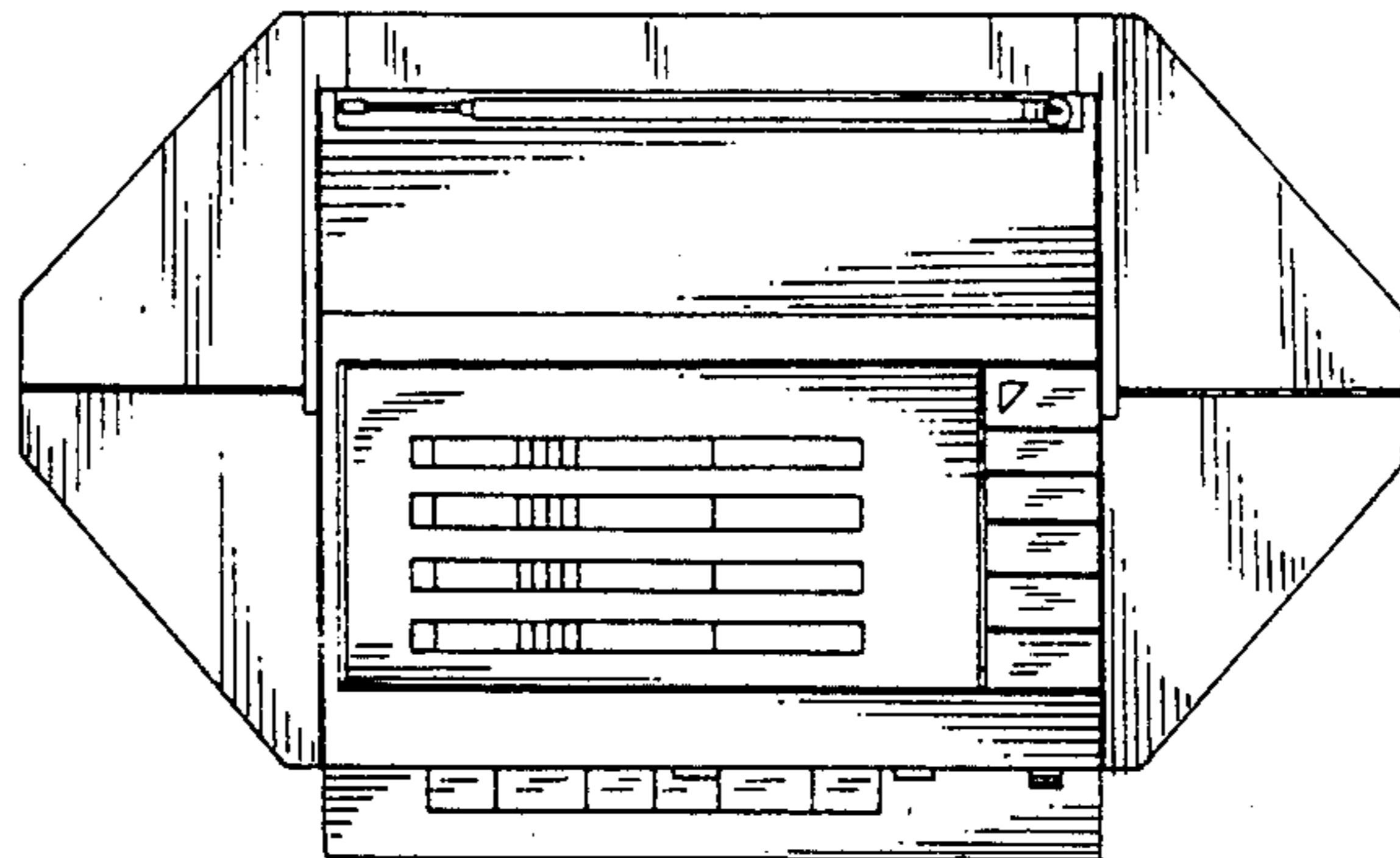


FIG. 3

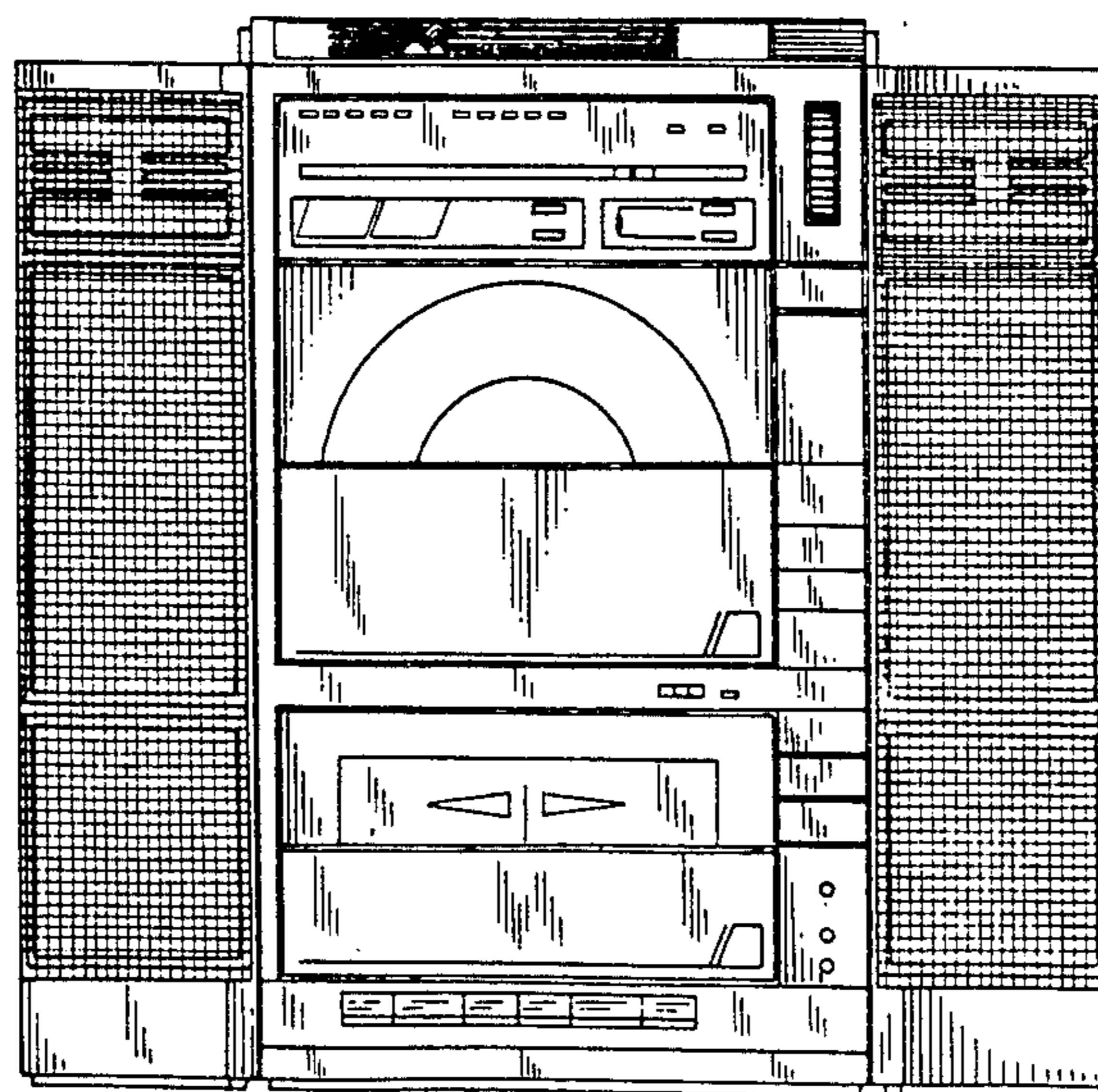


FIG. 4

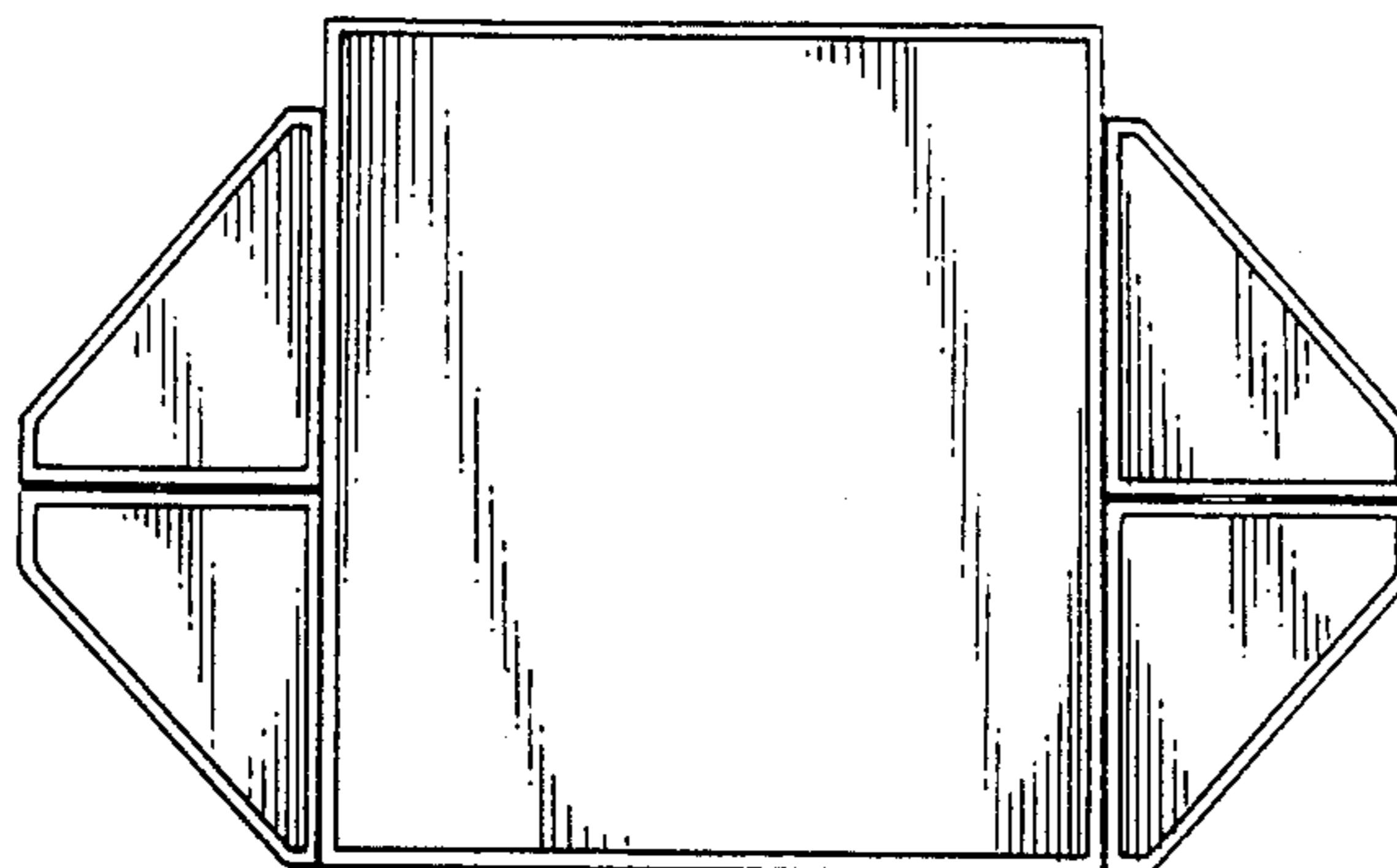


FIG. 5

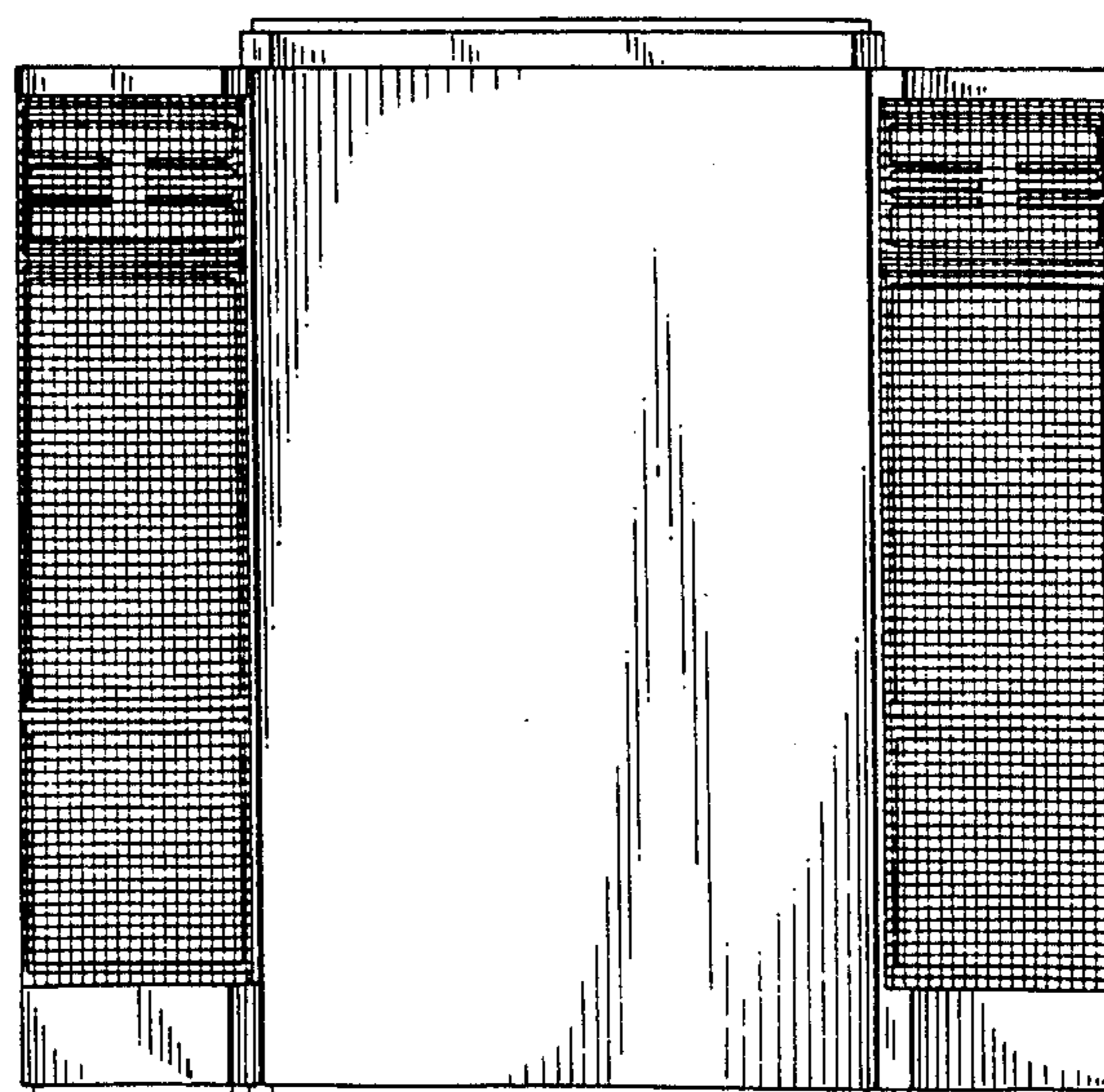


FIG. 6




FIG. 7

