

[54] COFFEE BREWING DEVICE

[75] Inventor: Duryea T. Stevens, West Melbourne, Fla.

[73] Assignee: Brice Hlotan Research Corporation, New York, N.Y.

[**] Term: 14 Years

[21] Appl. No.: 782,548

[22] Filed: Oct. 1, 1985

[52] U.S. Cl. D7/47

[58] Field of Search D7/47, 99, 400; 99/323; 206/0.5; 426/80, 82, 78; 30/326

[56] References Cited

U.S. PATENT DOCUMENTS

453,972	6/1891	Gray	99/323
829,652	8/1906	Johnson	206/0.5
880,190	2/1908	Von Bultzingslowen	99/323
1,367,568	2/1921	Smith	99/323
2,092,510	9/1937	Haut	426/82
2,123,054	8/1937	Lamb et al.	426/80
2,570,521	10/1951	Chester	99/323
2,853,195	9/1958	Malcolm	210/471

3,154,418	10/1964	Lovell et al.	426/78
3,257,212	6/1966	Kasket	426/82
3,354,812	11/1967	Gorton, Jr.	99/323
3,360,121	12/1967	Zoeller et al.	206/216
3,911,578	10/1975	Ushkow et al.	30/326
3,946,652	3/1976	Gorin	99/323
4,338,338	7/1982	Popkes	426/82
4,465,697	8/1984	Brice et al.	426/79

FOREIGN PATENT DOCUMENTS

242226 12/1911 Fed. Rep. of Germany .

Primary Examiner—Bernard Ansher

Assistant Examiner—Terry Pfeffer

Attorney, Agent, or Firm—Antonelli, Terry & Wands

[57] CLAIM

The ornamental design for a coffee brewing device, substantially as shown and described.

DESCRIPTION

FIG. 1 is a front elevational view of a coffee brewing device, showing my new design; FIG. 2 is a rear elevational view thereof; FIG. 3 is a right side elevational view thereof; FIG. 4 is a top plan view thereof; and, FIG. 5 is a bottom plan view thereof.

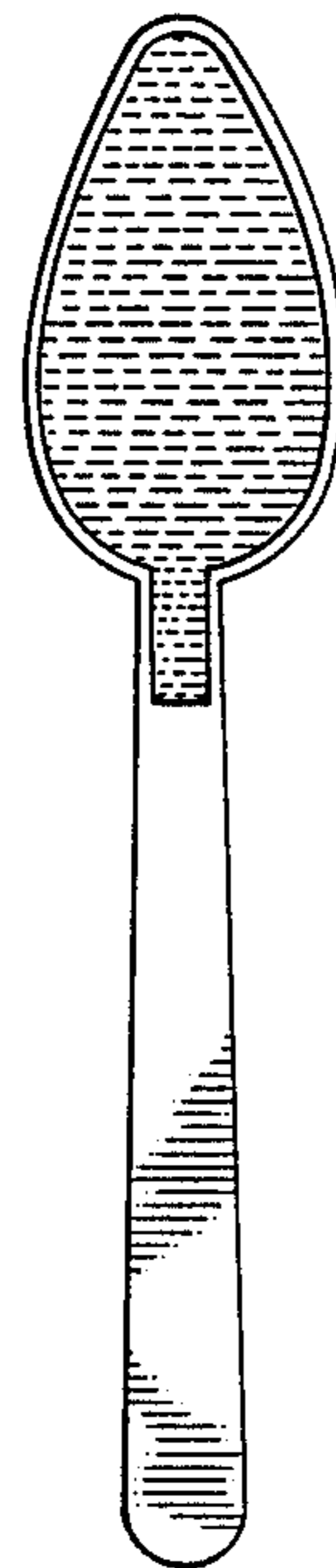


FIG. 1

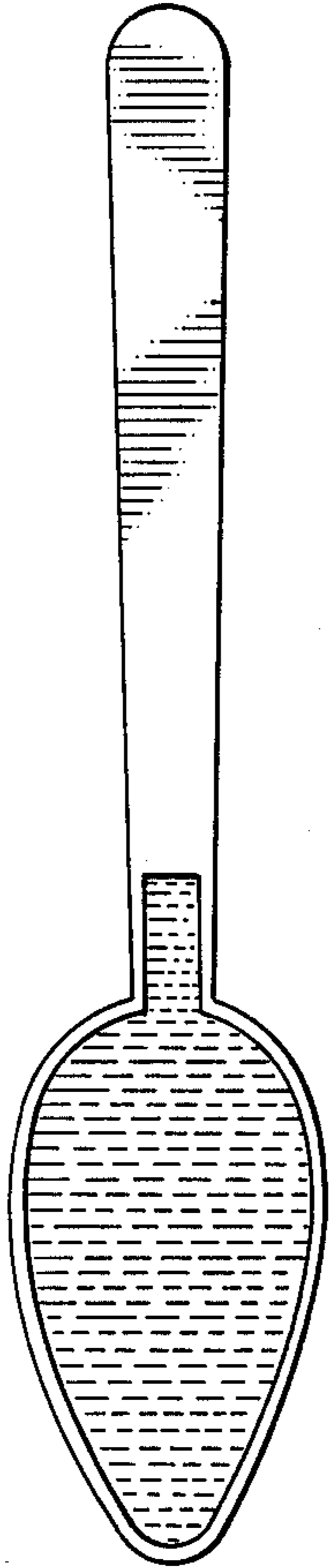


FIG. 2

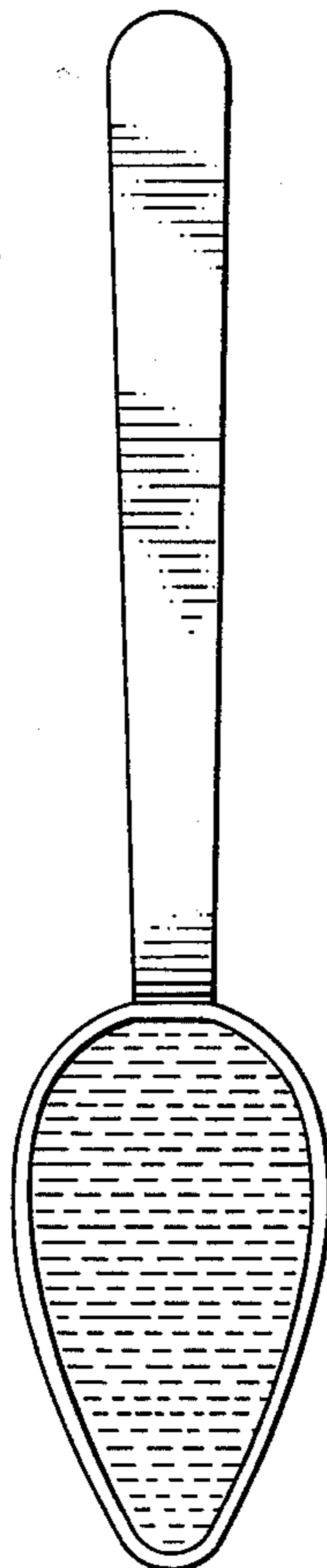


FIG. 3

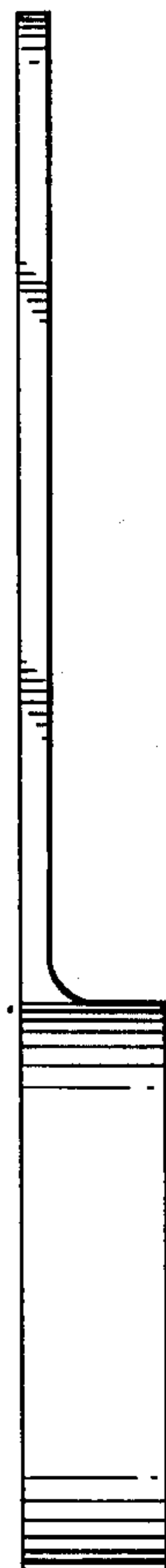


FIG. 4

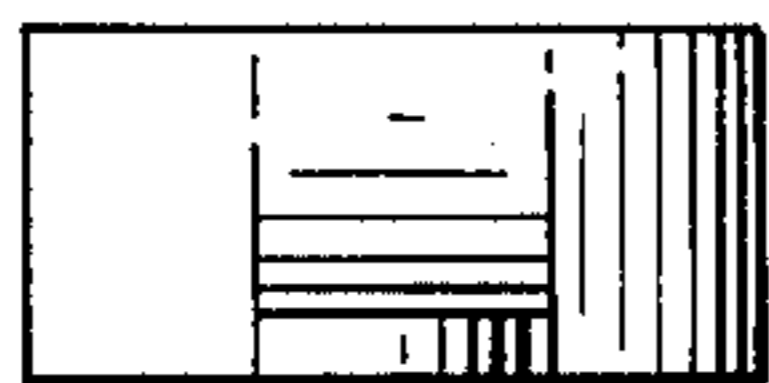


FIG. 5

